

Financial Highlights

CONSOLIDATED PROFIT AND LOSS ACCOUNT

	2001 HK\$'000	2000 HK\$'000
Turnover	2,538,064	2,379,132
Operating profit before interest expenses	106,338	131,345
Interest expenses	80,693	57,543
Operating profit before taxation	25,645	73,802
Profit attributable to shareholders	21,509	62,403

CONSOLIDATED BALANCE SHEET

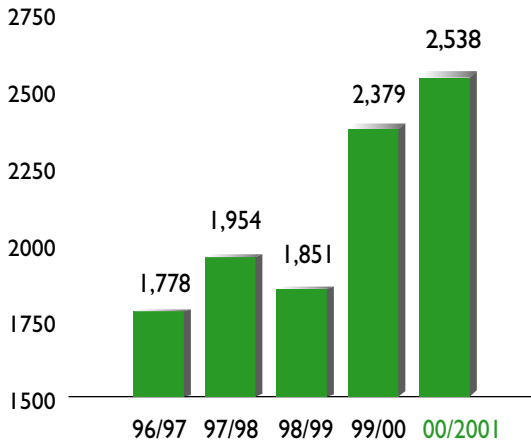
	As at 31st March	
	2001 HK\$'000	2000 HK\$'000
Fixed assets	166,615	163,809
Current assets		
Inventories	228,629	336,132
Accounts receivable, deposits and prepayments	791,444	761,893
Taxation recoverable	7,495	–
Cash and bank balances	151,593	156,087
	<u>1,179,161</u>	<u>1,254,112</u>
Current liabilities		
Accounts payable and accrued charges	215,231	293,055
Trust receipt loans	516,480	610,471
Bank loans	59,400	44,683
Others	–	14,716
	<u>791,111</u>	<u>962,925</u>
Net current assets	<u>388,050</u>	<u>291,187</u>
	<u>554,665</u>	<u>454,996</u>
Share capital and reserves	492,634	454,483
Non-current liabilities	62,031	513
	<u>554,665</u>	<u>454,996</u>

SHARE STATISTICS

Earnings per share	HK5.2 cents	HK15.6 cents
Dividends per share	HK1.5 cents	HK3 cents
Net asset value per share	HK114 cents	HK113 cents

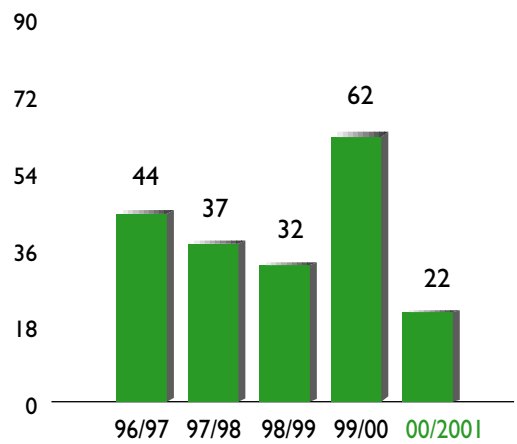
TURNOVER

HK\$
MILLION



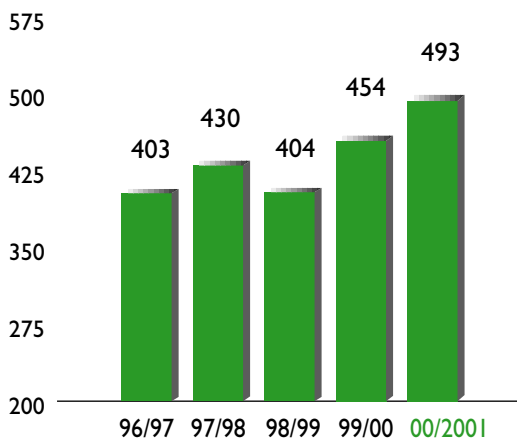
PROFIT ATTRIBUTABLE TO SHAREHOLDERS

HK\$
MILLION



SHAREHOLDERS' FUND

HK\$
MILLION



RETURN ON EQUITY

%

