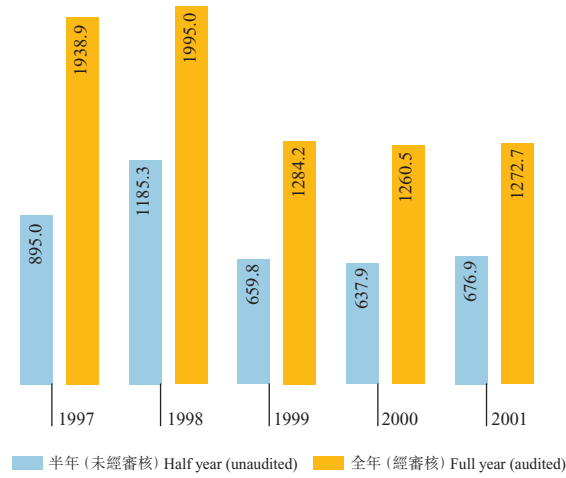
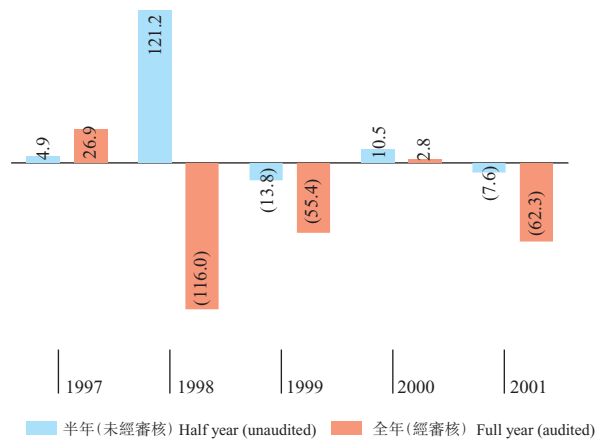


營業額 (港幣百萬元)
Turnover (HK\$ in million)

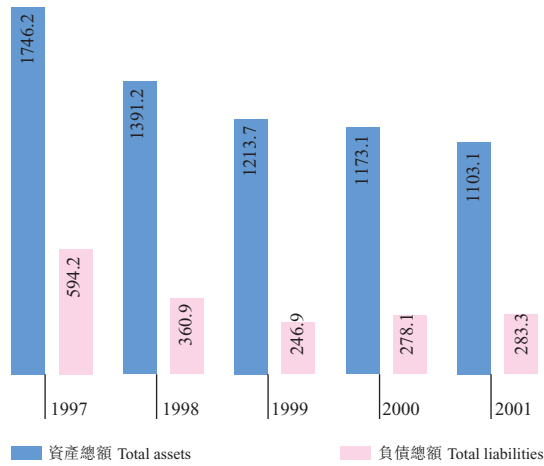


可撥歸股東之溢利／(虧損)分析 (港幣百萬元)
Profit/(loss) attributable to shareholders (HK\$ in million)



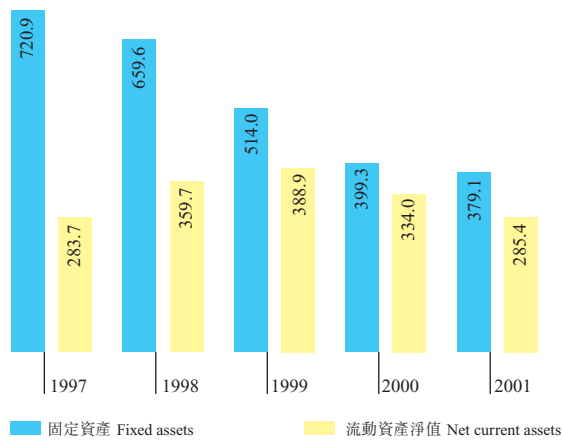
資產總額與負債總額 (港幣百萬元)

Total assets and total liabilities (HK\$ in million)



固定資產與流動資產淨值分析 (港幣百萬元)

Analysis of fixed assets and net current assets (HK\$ in million)



於上五個財政年度，節錄自經審核財務報表之本集團業績摘要及其資產及負債摘要載列如下：

A summary of the results of the Group and of its assets and liabilities for the last five financial years, as extracted from the audited financial statements is set out below:

	截至三月三十一日止年度 Year ended 31st March,				
	二零零一年 2001 港幣千元 HK\$'000	二零零零年 2000 港幣千元 HK\$'000	一九九九年 1999 港幣千元 HK\$'000	一九九八年 1998 港幣千元 HK\$'000	一九九七年 1997 港幣千元 HK\$'000
業績 Results					
營業額 Turnover	1,272,679	1,260,450	1,284,420	1,995,011	1,938,886
營業溢利／(虧損) Operating profit/(loss)	(23,549)	22,266	(39,920)	(29,488)	69,164
除稅前溢利／(虧損) Profit/(loss) before tax	(19,380)	42,374	(45,349)	(77,637)	52,455
可撥歸股東之溢利／(虧損) Net profit/(loss) attributable to shareholders	(62,297)	2,849	(55,421)	(115,995)	26,934
	港仙 HK cents	港仙 HK cents	港仙 HK cents	港仙 HK cents	港仙 HK cents
每股盈利／(虧損) Earnings/(loss) per share	(14.8)	0.7	(13.2)	(27.4)	6.3
每股股息(包括現金紅利) Dividend per share (including cash bonus)	Nil	20.0	Nil	8.0	4.0
	於三月三十一日 As at 31st March,				
	二零零一年 2001 港幣千元 HK\$'000	二零零零年 2000 港幣千元 HK\$'000	一九九九年 1999 港幣千元 HK\$'000	一九九八年 1998 港幣千元 HK\$'000	一九九七年 1997 港幣千元 HK\$'000
資產及負債 Assets and liabilities					
固定資產 Fixed assets	379,135	399,288	514,007	659,577	720,885
流動資產 Current assets	548,027	582,167	607,071	641,313	804,366
資產總額 Total assets	1,103,040	1,173,050	1,213,697	1,391,230	1,746,196
負債總額 Total liabilities	(283,244)	(278,098)	(246,929)	(360,620)	(593,887)
少數股東權益 Minority interests	53	48	65	(233)	(337)
股東資金 Shareholders' funds	819,849	895,000	966,833	1,030,377	1,151,972