

Financial Summary

(amounts expressed in Hong Kong Dollars)

The following is a summary of the total assets, total liabilities, share capital and results of the Group for the five years ended 31st March, 2001.

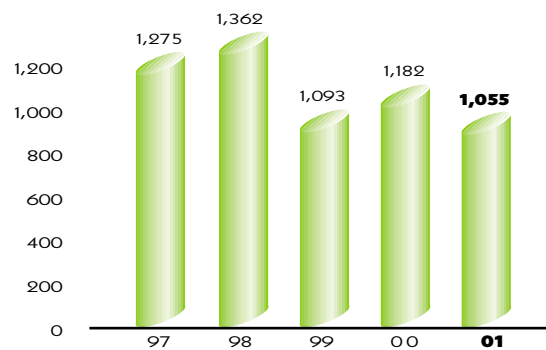
	1997	1998	1999	2000	2001
Financials (\$ Million)					
Total assets	627	603	620	635	549
Total liabilities	313	195	210	225	147
Capital and reserves	314	408	410	410	402
Share capital	692	828	828	854	857
(No. of shares issued – in Million)					
Turnover	1,275	1,362	1,093	1,182	1,055
Net profit for the year	81	45	34	26	8
Per Share Basis (cents)					
Earnings	12.2	5.9	4.1	3.1	0.9
Dividend	5	4	4	4	2
Net asset value (at book value)	45	49	50	48	47

* Certain comparative figures have been reclassified to conform with current year's presentation.

2

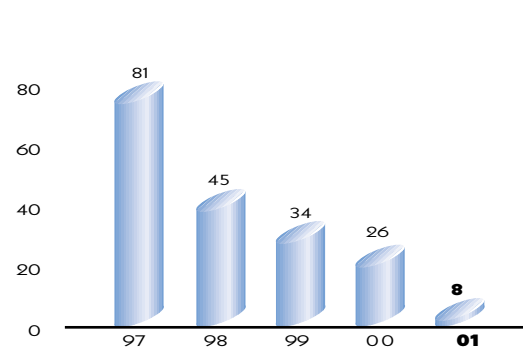
TURNOVER

(\$ Million)



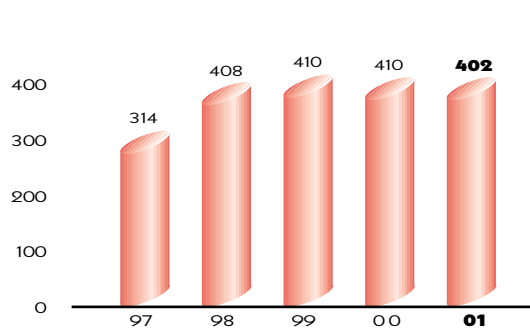
NET PROFIT FOR THE YEAR

(\$ Million)



CAPITAL AND RESERVES

(\$ Million)



EARNINGS AND DIVIDEND PER SHARE

(cents)

