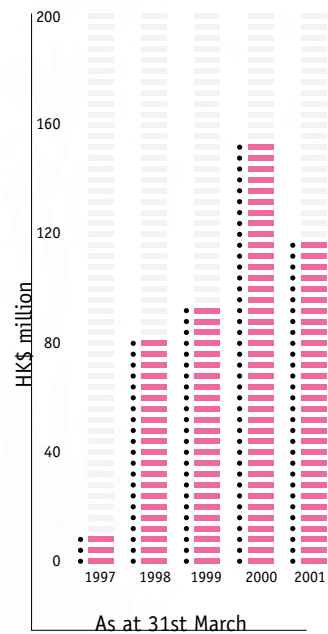
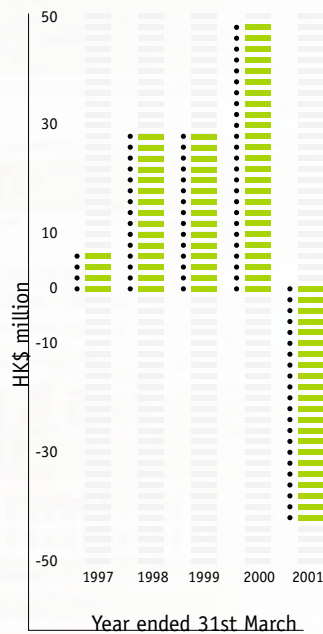
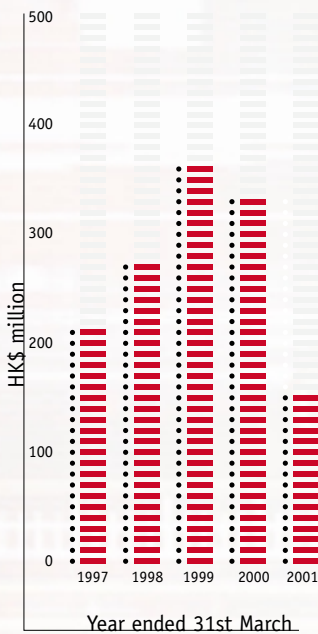


FINANCIAL HIGHLIGHTS

FINANCIAL SUMMARY

| | 2001 | 2000 | 1999 | 1998 | 1997 |
|--|----------|----------|----------|----------|----------|
| | HK\$'000 | HK\$'000 | HK\$'000 | HK\$'000 | HK\$'000 |
| Turnover | 147,672 | 335,641 | 368,466 | 279,973 | 216,883 |
| (Loss)/profit before taxation | (47,534) | 49,956 | 32,410 | 34,015 | 6,895 |
| (Loss)/profit attributable to shareholders | (45,357) | 46,775 | 27,957 | 27,941 | 5,877 |
| Total net assets | 111,996 | 154,219 | 95,056 | 82,100 | 8,508 |



TURNOVER

(LOSS)/PROFIT ATTRIBUTABLE TO SHAREHOLDERS

TOTAL NET ASSETS