

## Financial Summary

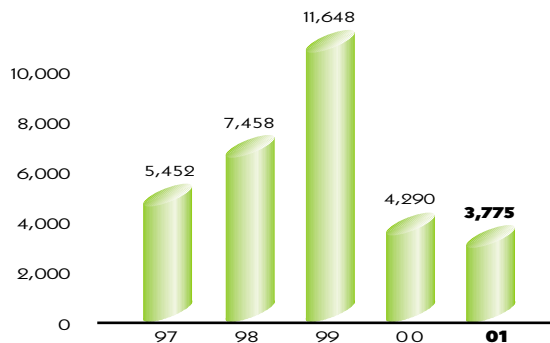
(amounts expressed in Hong Kong Dollars)

The following is a summary of the total assets, total liabilities, share capital and results of the Group for the five years ended 31st March, 2001.

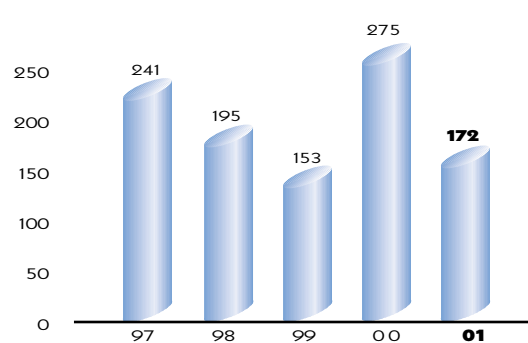
	1997	1998	1999	2000	2001
<b>Financials (\$ Million)</b>					
Total assets	11,447	10,296	5,642	4,906	4,847
Total liabilities	8,704	8,234	3,599	2,500	2,384
Minority interests	1,114	315	295	364	325
Capital and reserves	1,629	1,747	1,748	2,042	2,138
Share capital					
(Number of shares issued — in Million)	755	1,025	1,115	1,166	1,231
Turnover	5,452	7,458	11,648	4,290	3,775
Net profit for the year	241	195	153	275	172
<b>Per Share Basis</b>					
Earnings	29¢	22¢	15¢	24¢	15¢
Dividend	10.5¢	9¢	5¢	8¢	6¢
Net asset value (at book value)	\$1.96	\$1.71	\$1.57	\$1.75	\$1.74

2

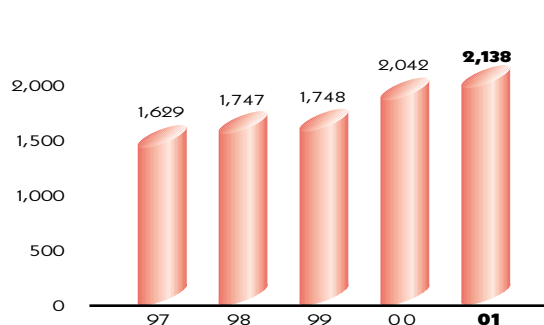
### TURNOVER (\$ Million)



### NET PROFIT FOR THE YEAR (\$ Million)



### CAPITAL AND RESERVES (\$ Million)



### EARNINGS AND DIVIDEND PER SHARE (cents)

