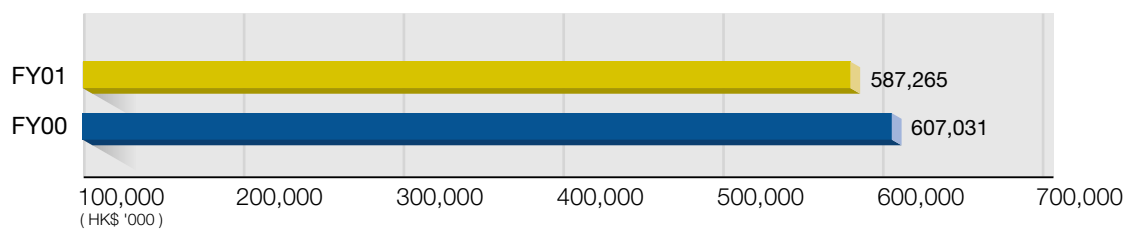


Financial Highlights

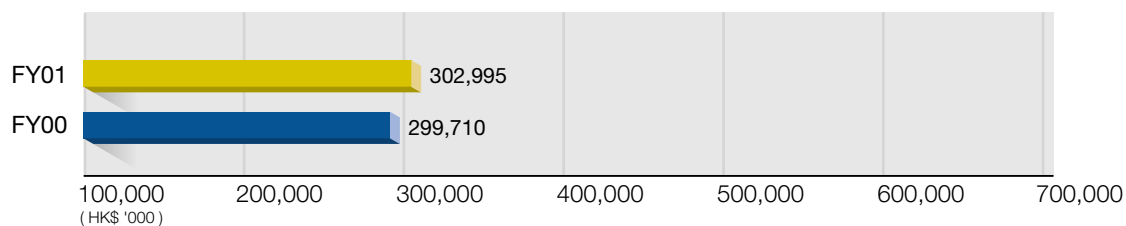
Key Financial Data		
	FY 2001 HK\$'000	FY 2000 HK\$'000
Operating Results		
Turnover		
Property sales	415,798	439,272
Rental operation	171,467	158,535
Hotel operation	-	9,224
Total turnover	587,265	607,031
Finance costs	(69,996)	(79,173)
Profit before taxation	232,999	220,537
Profit attributable to shareholders	206,994	203,529
Earnings per share		
Basic	14.13 cents	13.90 cents
Diluted	14.08 cents	N/A
Financial Position		
Cash and bank balances	1,252,375	682,302
Total assets	23,144,442	22,049,563
Total liabilities	5,611,812	4,942,505
Shareholders' funds	17,469,752	16,988,519
Financial Ratios		
Current ratio	1.87	1.44
Net debt to equity ratio	17%	19%

Bank Borrowings Profile		
Outstanding Amount	30 June 2001 HK\$'Million Equivalent	30 June 2000 HK\$'Million Equivalent
Renminbi loans	1,035	589
US Dollar loans	-	373

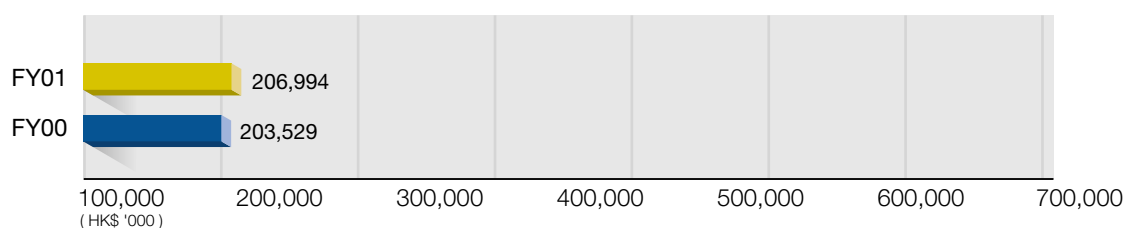
Turnover



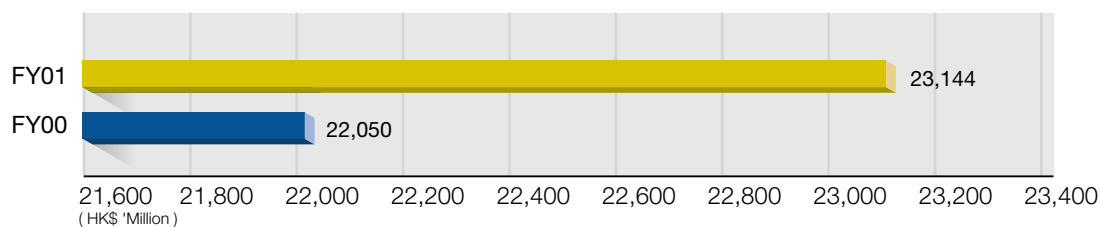
Operating Profit Before Interest and Taxation



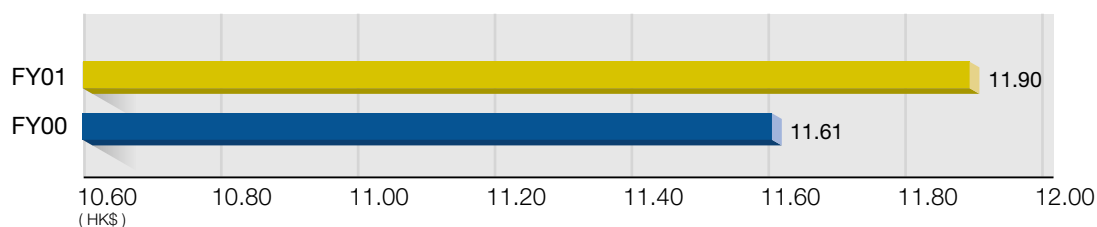
Profit Attributable to Shareholders



Total Assets



Net Asset Value per Share



Cash and Bank Balances

