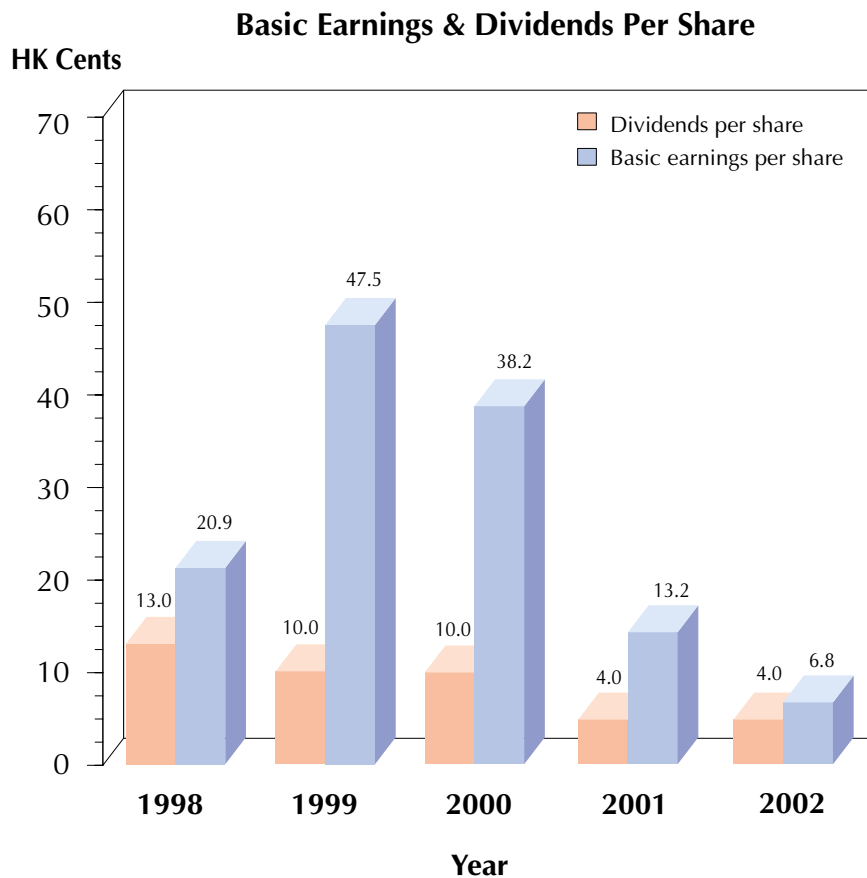


## GROUP FINANCIAL SUMMARY

	1998 <i>HK\$</i>	1999 <i>HK\$</i>	2000 <i>HK\$</i>	2001 <i>HK\$</i>	2002 <i>HK\$</i>
Turnover	5,749,385,851	2,305,304,948	2,069,869,289	1,489,814,712	<b>2,713,424,196</b>
Net profit attributable to shareholders	638,243,360	1,514,597,031	1,356,030,814	491,681,822	<b>262,787,696</b>
Basic earnings per share (cents)	20.9	47.5	38.2	13.2	<b>6.8</b>
Dividends per share (cents)	13.0	10.0	10.0	4.0	<b>4.0</b>

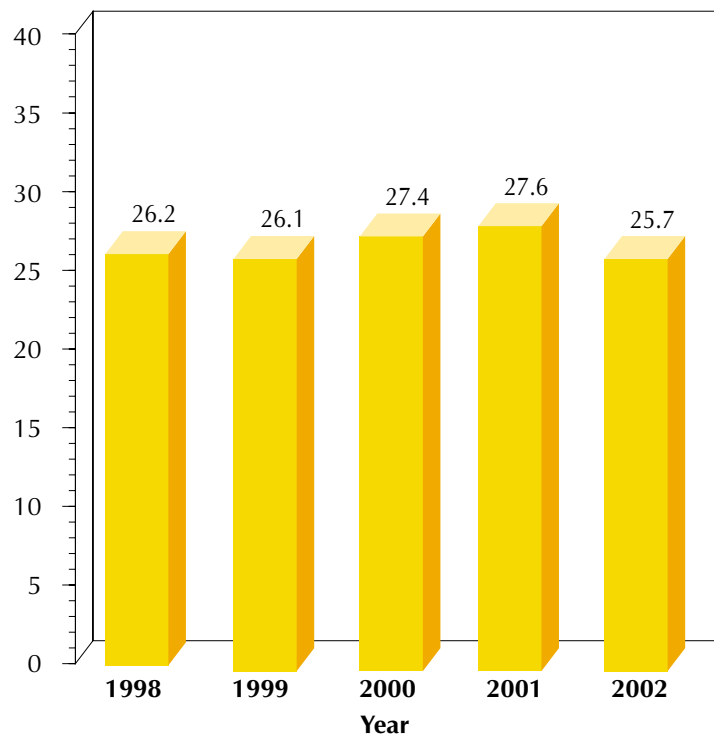


## GROUP FINANCIAL SUMMARY *(Continued)*

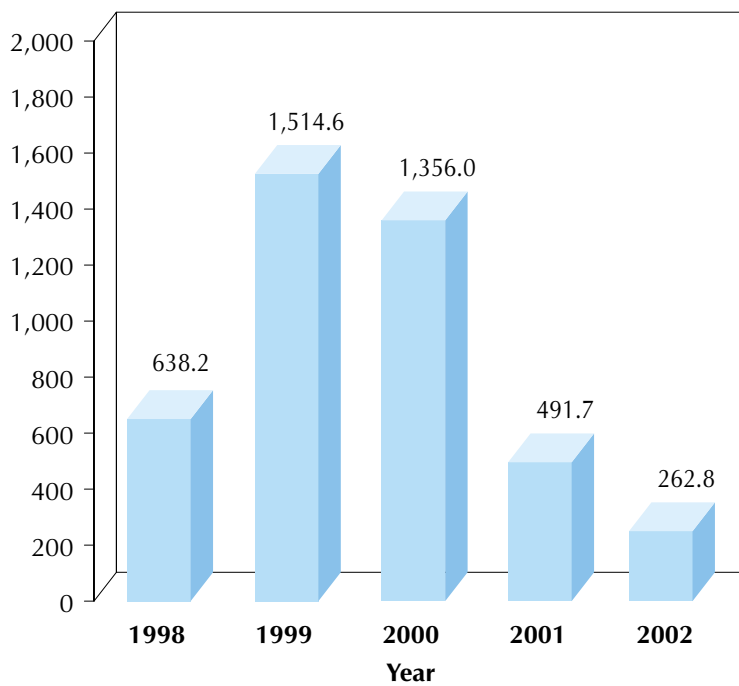
	1998 <i>HK\$</i>	1999 <i>HK\$</i>	2000 <i>HK\$</i>	2001 <i>HK\$</i>	2002 <i>HK\$</i>
BALANCE SHEET					
Non-current assets	28,808,443,183	24,244,609,270	24,705,810,079	29,460,704,702	<b>29,103,041,250</b>
Current assets	9,522,853,733	12,693,087,088	13,064,200,201	8,636,974,512	<b>12,367,681,343</b>
Current liabilities	<u>(2,619,574,470)</u>	<u>(3,311,057,320)</u>	<u>(3,818,927,235)</u>	<u>(3,376,972,917)</u>	<b><u>(5,942,584,022)</u></b>
	<b><u>35,711,722,446</u></b>	<b><u>33,626,639,038</u></b>	<b><u>33,951,083,045</u></b>	<b><u>34,720,706,297</u></b>	<b><u>35,528,138,571</u></b>
Share capital	3,125,186,259	3,491,078,256	3,629,901,942	3,860,583,211	<b>3,874,211,830</b>
Reserves	<u>23,085,982,995</u>	<u>22,613,382,775</u>	<u>23,814,301,430</u>	<u>23,768,581,580</u>	<b><u>21,844,351,257</u></b>
Shareholders' funds	26,211,169,254	26,104,461,031	27,444,203,372	27,629,164,791	<b>25,718,563,087</b>
Minority interests	70,292,395	35,285,882	24,662,142	22,188,838	<b>2,408,637</b>
Non-current liabilities	<u>9,430,260,797</u>	<u>7,486,892,125</u>	<u>6,482,217,531</u>	<u>7,069,352,668</u>	<b><u>9,807,166,847</u></b>
	<b><u>35,711,722,446</u></b>	<b><u>33,626,639,038</u></b>	<b><u>33,951,083,045</u></b>	<b><u>34,720,706,297</u></b>	<b><u>35,528,138,571</u></b>
Shareholders' funds at book value per share	8.39	7.48	7.56	7.16	<b>6.64</b>

## GROUP FINANCIAL SUMMARY *(Continued)*

### Shareholders' Funds (HK\$ Billion)

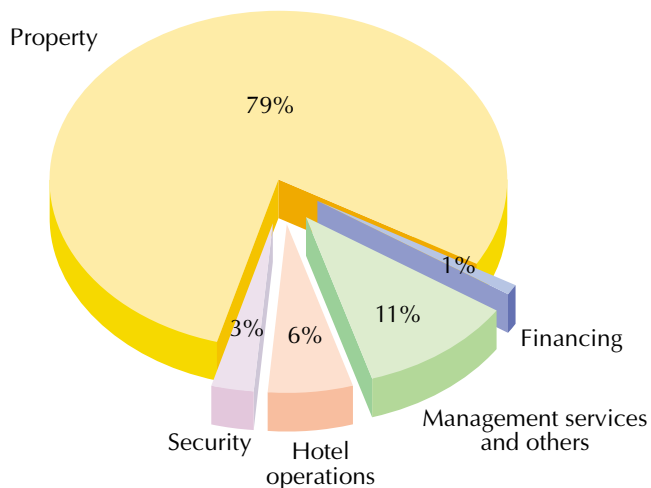


### Net Profit Attributable to Shareholders (HK\$ Million)



**GROUP FINANCIAL SUMMARY** (Continued)

**Breakdown of segment result for the year ended 30th June, 2002**



**Breakdown of Turnover for the year ended 30th June, 2002**

