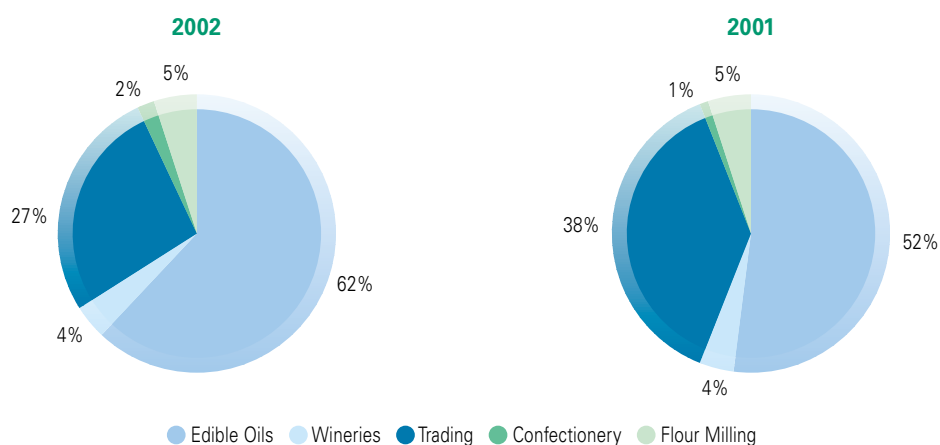


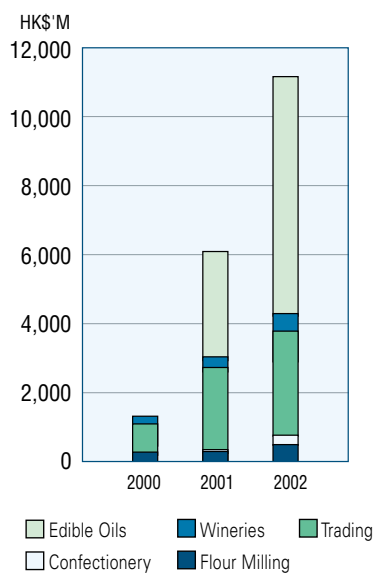
FINANCIAL HIGHLIGHTS

Profit and Loss Account	Year ended	Year ended	Year ended
	31 December	31 December	31 December
	2002	2001	2000
	HK\$'M	HK\$'M	HK\$'M
Turnover	11,111	6,205	1,298
Profit for the year	406	212	90
Dividends per share (HK cents)	9	9	7

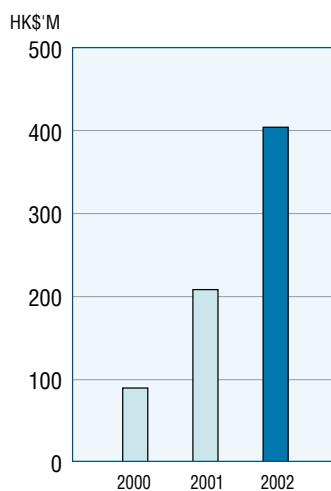
Turnover by Activity (%)



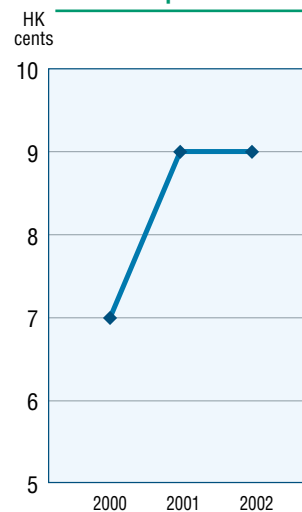
Turnover By Activity



Profit for the year



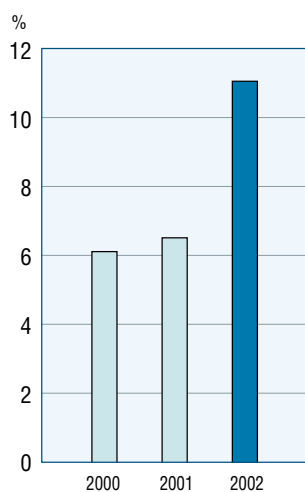
Dividends per share



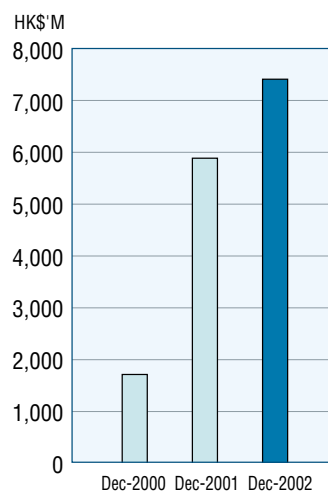
Financial Highlights

Balance Sheet	Year ended	Year ended	Year ended
	31 December	31 December	31 December
	2002	2001	2000
	HK\$'M	HK\$'M	HK\$'M
Total assets	7,456	5,904	1,717
Net assets	3,543	3,262	1,447
Return on equity (%)	11.4	6.5	6.12
Net assets per share (HK\$)	2.26	2.08	2.19

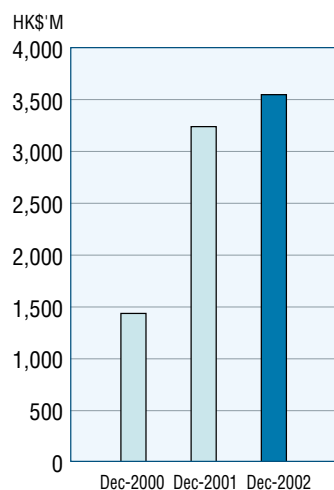
Return on equity (%)



Total assets



Net assets



Net assets per share

