

Financial Summary

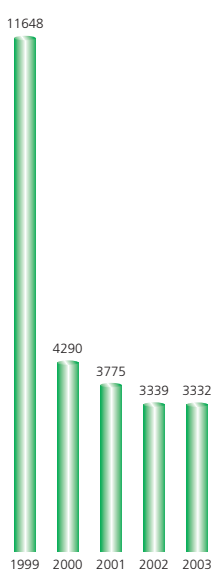
(amount expressed in Hong Kong Dollars)

The following is a summary of the total assets, total liabilities, share capital and results of the Group for the five years ended 31st March, 2003.

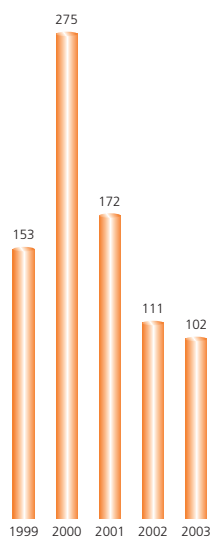
	1999	2000	2001	2002	2003
Financials (\$ Million)					
Total assets	5,642	4,907	4,847	5,170	5,387
Total liabilities	3,566	2,442	2,341	2,607	2,851
Minority interests	295	364	325	335	283
Shareholders' funds	1,781	2,101	2,181	2,228	2,253
Share capital (Number of shares in issue – in million)	1,115	1,166	1,231	1,275	1,309
Turnover	11,648	4,290	3,775	3,339	3,332
Net profit for the year	153	275	172	111	102
Per Share Basis*(\$)					
Earnings	0.75	1.2	0.75	0.45	0.4
Dividend	0.25	0.4	0.3	0.175	0.175
Net asset value (at book value)	7.99	9.01	8.86	8.74	8.61

* The calculation has been adjusted respectively for the consolidation of every five ordinary shares of HK\$0.25 each to one ordinary share of HK\$1.25 each in June 2003.


Turnover
(\$ Million)



Net Profit
(\$ Million)



Shareholders' Funds
(\$ Million)



Earnings and Dividend (Per Share Basis)
(\$)

