


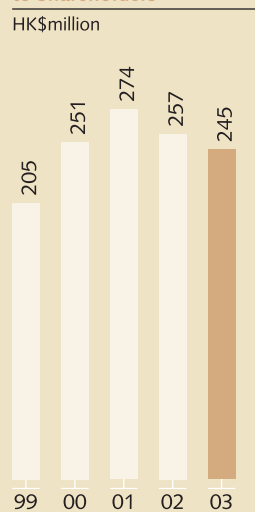
# Financial Highlights

Year ended 31 March	2003 HK\$'000	2002 HK\$'000	Percentage change
Turnover	1,818,333	1,628,556	+12
Profit from Operating Activities	305,419	303,309	+1
Net Profit Attributable to Shareholders	244,526	256,638	-5
Fixed Assets	830,866	804,597	+3
Shareholders' Equity	1,646,844	1,565,340	+5
Earnings per Share (cents)	42.7	44.8	-5
Dividends per Share (cents)	28.5	28.5	—


Turnover



Net Profit Attributable to Shareholders



Earnings per Share



Dividends per Share

