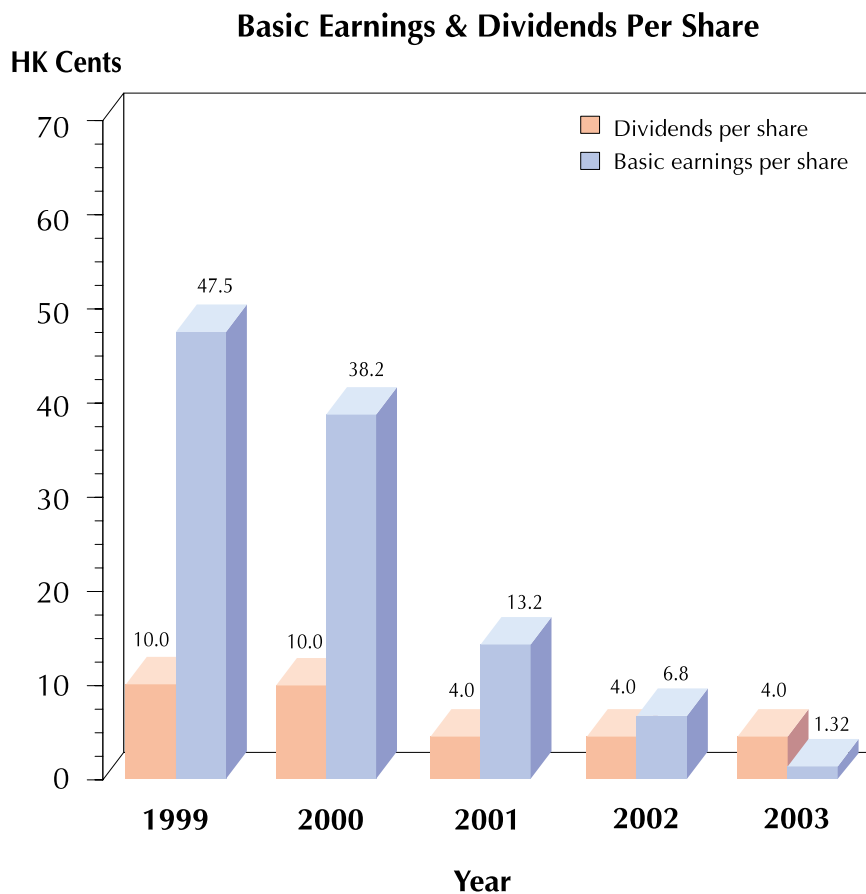


## GROUP FINANCIAL SUMMARY

	1999 HK\$	2000 HK\$	2001 HK\$	2002 HK\$	2003 HK\$
Turnover	<u>2,305,304,948</u>	<u>2,069,869,289</u>	<u>1,489,814,712</u>	<u>2,713,424,196</u>	<u>4,183,474,770</u>
Net profit attributable to shareholders	<u>1,514,597,031</u>	<u>1,356,030,814</u>	<u>491,681,822</u>	<u>262,787,696</u>	<u>50,920,148</u>
Basic earnings per share (cents)	47.5	38.2	13.2	6.8	1.32
Dividends per share (cents)	10.0	10.0	4.0	4.0	4.0

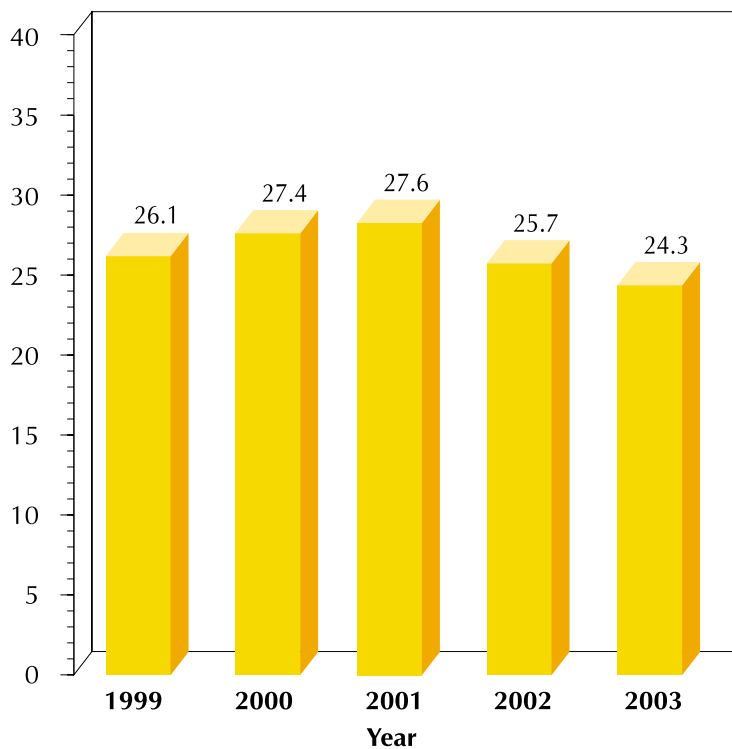


## GROUP FINANCIAL SUMMARY (Continued)

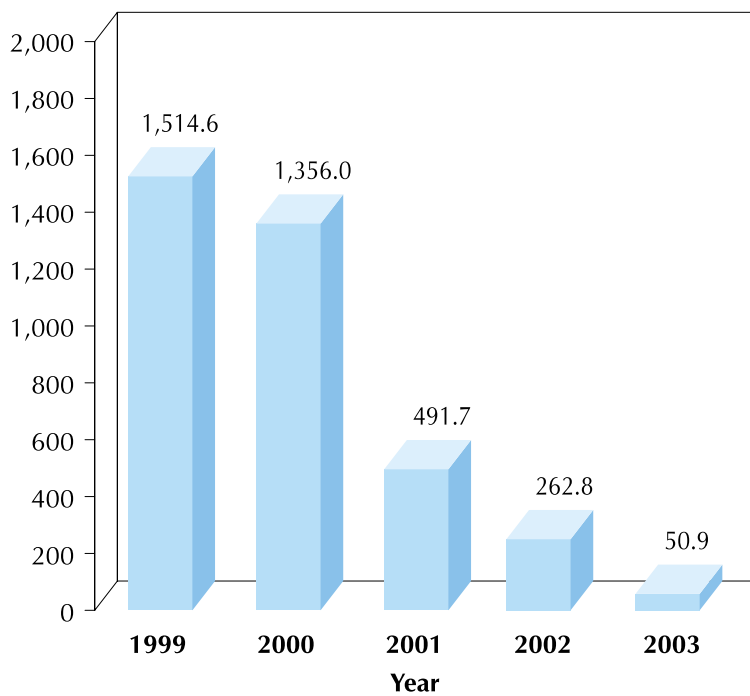
	1999 HK\$	2000 HK\$	2001 HK\$	2002 HK\$	2003 HK\$
BALANCE SHEET					
Non-current assets	24,244,609,270	24,705,810,079	29,460,704,702	29,103,041,250	<b>27,262,664,026</b>
Current assets	12,693,087,088	13,064,200,201	8,636,974,512	12,367,681,343	<b>13,499,211,561</b>
Current liabilities	<u>(3,311,057,320)</u>	<u>(3,818,927,235)</u>	<u>(3,376,972,917)</u>	<u>(5,942,584,022)</u>	<u><b>(5,607,314,069)</b></u>
	<b>33,626,639,038</b>	<b>33,951,083,045</b>	<b>34,720,706,297</b>	<b>35,528,138,571</b>	<b>35,154,561,518</b>
Share capital	3,491,078,256	3,629,901,942	3,860,583,211	3,874,211,830	<b>3,886,334,280</b>
Reserves	<u>22,613,382,775</u>	<u>23,814,301,430</u>	<u>23,768,581,580</u>	<u>21,844,351,257</u>	<u><b>20,449,512,316</b></u>
Shareholders' funds	26,104,461,031	27,444,203,372	27,629,164,791	25,718,563,087	<b>24,335,846,596</b>
Minority interests	35,285,882	24,662,142	22,188,838	2,408,637	<b>(1,011,765)</b>
Non-current liabilities	<u>7,486,892,125</u>	<u>6,482,217,531</u>	<u>7,069,352,668</u>	<u>9,807,166,847</u>	<u><b>10,819,726,687</b></u>
	<b>33,626,639,038</b>	<b>33,951,083,045</b>	<b>34,720,706,297</b>	<b>35,528,138,571</b>	<b>35,154,561,518</b>
Shareholders' funds at book value per share	7.48	7.56	7.16	6.64	<b>6.26</b>

## GROUP FINANCIAL SUMMARY *(Continued)*

### Shareholders' Funds (HK\$ Billion)

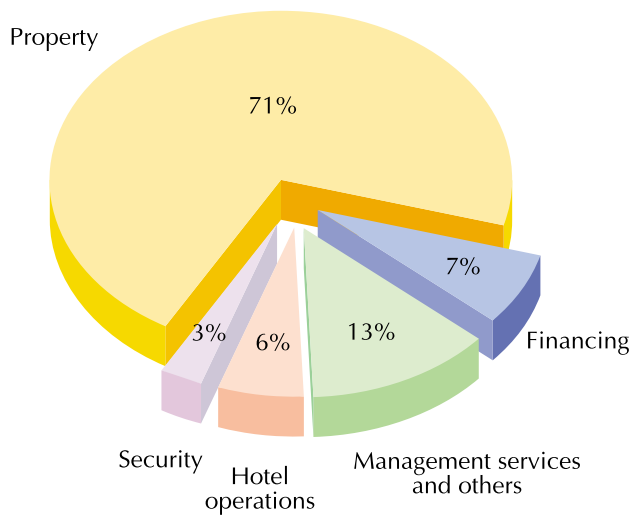


### Net Profit Attributable to Shareholders (HK\$ Million)



**GROUP FINANCIAL SUMMARY** *(Continued)*

**Breakdown of segment result for the year ended 30th June, 2003**



**Breakdown of Turnover for the year ended 30th June, 2003**

