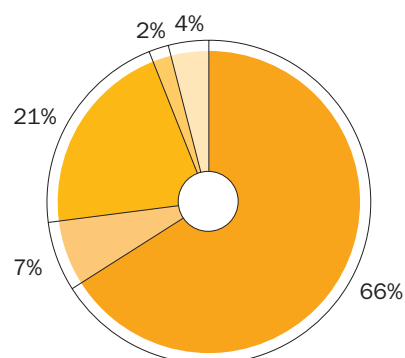


Financial Highlights

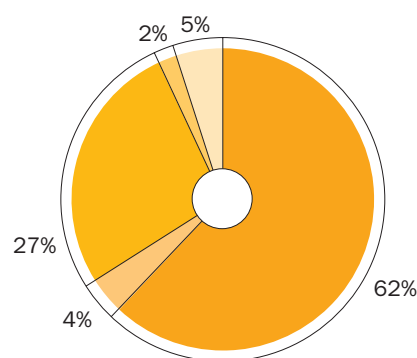
Profit and Loss Account

	Year ended 31 December 2003 HK\$'M	Year ended 31 December 2002 HK\$'M (Restated)	Year ended 31 December 2001 HK\$'M (Restated)
Turnover	13,694	11,111	6,205
Profit for the year	410	402	206
Dividends per share (HK cents)	9.5	9	9

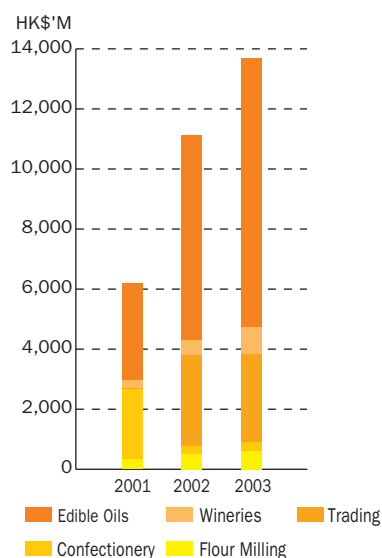
2003 Turnover by Activity (%)



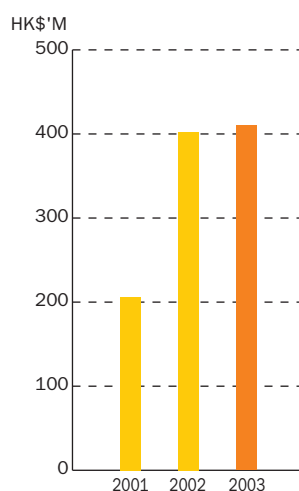
2002 Turnover by Activity (%)



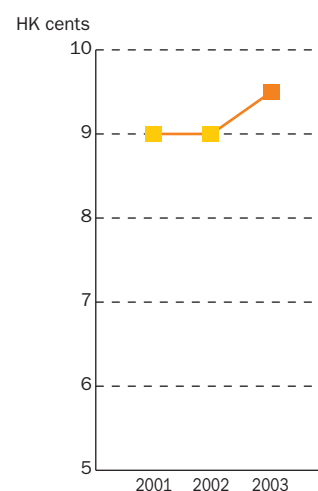
Turnover By Activity



Profit for the year



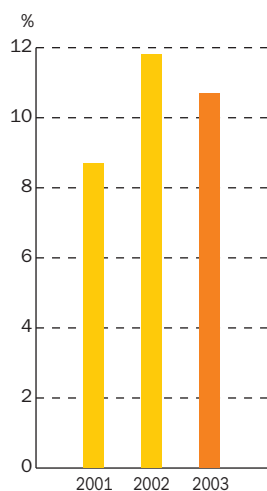
Dividends per share



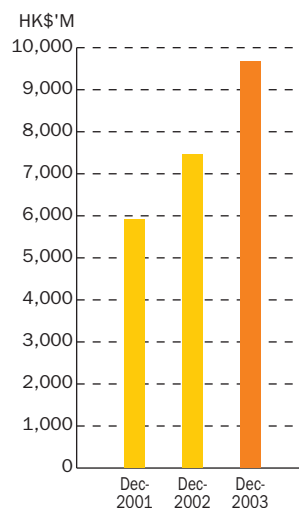
Financial Highlights

Balance Sheet	Year ended	Year ended	Year ended
	31 December	31 December	31 December
	2003	2002	2001
	HK\$'M	HK\$'M	HK\$'M
		(Restated)	(Restated)
Total assets	9,671	7,461	5,907
Net assets	4,130	3,533	3,255
Return on equity (%)	10.7	11.8	8.7
Net assets per share (HK\$)	2.36	2.25	2.07

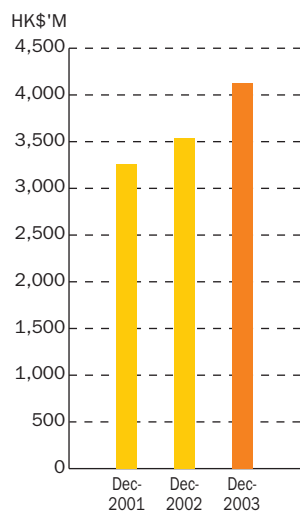
Return on equity (%)



Total assets



Net assets



Net assets per share

