

財務概況

Financial Performance

二零零四財務摘要 2004 Financial Highlights

全年(百萬港元)	For the year (In HK\$ million)	2004	2003	% 變動 % change
淨利息收入	Net interest income	1,473	1,562	-5.6
非利息收入	Non-interest income	683	459	+48.7
經營支出	Operating expenses	1,117	1,015	+10.0
呆壞賬準備	Charge for bad and doubtful debts	78	514	-84.8
除稅前溢利	Profit before taxation	1,056	772	+36.8
稅項	Taxation	155	115	+34.8
股東應佔溢利	Profit attributable to shareholders	901	657	+37.3

於年結日(百萬港元)	At year end (In HK\$ million)	2004	2003	% 變動 % change
貸款和墊款	Loans and advances	42,921	40,643	+5.6
資產總值	Total assets	83,570	79,917	+4.6
存款總額	Total deposits	62,411	61,559	+1.4
股東資金	Shareholders' funds	8,310	7,812	+6.4

財務比率	Financial ratios	2004	2003
資本充足比率	Capital adequacy	15.2%	18.4%
成本對收入比率	Cost to income		
減商譽前	Before goodwill	49.0%	47.3%
減商譽後	After goodwill	51.8%	50.3%
貸存比率	Loans to deposits	68.8%	66.0%

財務誌要 Financial Calendar

公佈全年業績	Final Results Announcement	10 / 03 / 2005
年報寄發日期	Posting date for annual report	27 / 04 / 2005
暫停股份登記日期	Share register closing period	17 / 05 / 2005 - 19 / 05 / 2005
股東週年大會日期	Date of Annual General Meeting	19 / 05 / 2005
股息派發日期	Dividend payment date	26 / 05 / 2005

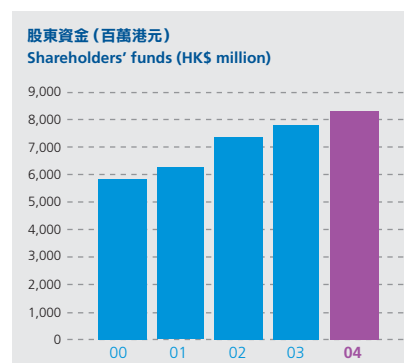
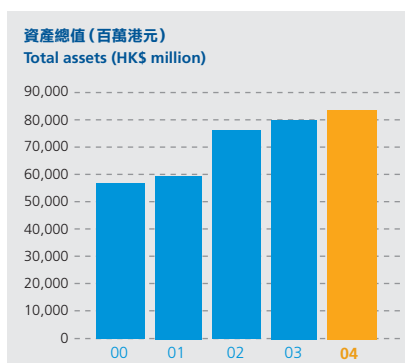
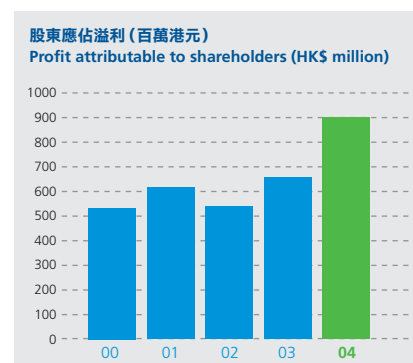
五年財務概況 Five Year Summary

全年結算 (百萬港元)	For the year (In HK\$ million)	2004	2003	2002	2001	2000
淨利息收入	Net interest income	1,473	1,562	1,679	1,246	1,151
非利息收入	Non-interest income	683	459	504	543	448
經營支出	Operating expenses	1,117	1,015	1,049	759	648
呆壞賬準備	Charge for bad and doubtful debts	78	514	540	341	318
除稅前溢利	Profit before taxation	1,056	772	644	686	636
稅項	Taxation	155	115	104	50	53
股東應佔溢利	Profit attributable to shareholders	901	657	539	617	532

每股計 (港元)	Per share (In HK\$)	2004	2003	2002	2001	2000
基本每股盈利	Basic earnings per share	0.282	0.210	0.178	0.233	0.201
每股股息	Dividends per share	0.141	0.093	0.160	0.055	0.070
年終賬面價值	Book value at year end	2.60	2.45	2.43	2.41	2.25
年終市值	Market value at year end	3.450	4.200	2.250	1.980	2.675

於年結日 (百萬港元)	At year end (In HK\$ million)	2004	2003	2002	2001	2000
貸款和墊款	Loans and advances	42,921	40,643	42,989	32,682	32,798
貸款虧損準備	Loan loss provision	1,059	1,237	1,113	678	854
資產總值	Total assets	83,570	79,917	76,194	59,427	56,658
利息收益資產總值	Total interest earnings assets	70,297	73,472	71,880	56,558	53,932
存款總額	Total deposits	62,411	61,559	61,368	46,381	48,676
股東資金	Shareholders' funds	8,310	7,812	7,373	6,254	5,843

財務比率	Financial ratios	2004	2003	2002	2001	2000
資本充足比率	Capital adequacy	15.2%	18.4%	19.1%	20.8%	17.1%
貸存比率	Loans to deposits	68.8%	66.0%	70.1%	70.5%	67.4%
貸款對資產總值比率	Loans to total assets	51.4%	50.9%	56.4%	55.0%	57.9%
一般準備覆蓋比率	General provision coverage	1.2%	1.3%	1.2%	1.1%	1.1%
成本對收入比率	Cost to income	-	-	-	42.4%	40.5%
減商譽前	Before goodwill	49.0%	47.3%	45.3%	-	-
減商譽後	After goodwill	51.8%	50.3%	48.1%	-	-
股息分配率	Dividend payout	50.0%	45.1%	90.1%	24.9%	34.1%
資產回報率	Return on assets	1.1%	0.8%	0.8%	1.1%	1.1%
股東資金回報率	Return on shareholders' funds	11.2%	8.7%	7.9%	10.5%	9.5%



存款*

Deposits*

1. 按類別劃分	By type	2004	2003
往來	Current	18.4%	21.4%
儲蓄	Savings	21.3%	15.8%
定期	Fixed	60.3%	62.8%
合計	Total	100.0%	100.0%

2. 按到期日劃分	By maturity	2004	2003
即時償還	On demand	39.7%	37.2%
少於3個月	Less than 3 months	57.9%	60.1%
超過3個月但不足1年	Over 3 months but less than 1 year	2.0%	2.4%
超過1年但不足5年	Over 1 year but less than 5 years	0.4%	0.3%
合計	Total	100.0%	100.0%

3. 按貨幣劃分	By currency	2004	2003
港元	HKD	59.1%	64.3%
美元	USD	32.4%	26.3%
其他	Others	8.5%	9.4%
合計	Total	100.0%	100.0%

4. 存款賬目數目	Number of deposit accounts	2004	2003
		234,296	224,582

* 以客戶存款為基礎

* Based on customer deposits only

非利息收入

Non-Interest Income

		2004	2003
淨收費與佣金收入	Net fees and commission income	63.6%	82.1%
外匯交易溢利	Gain from foreign exchange dealing	8.0%	1.7%
股息收入	Dividend income	1.6%	2.9%
其他	Others	26.8%	13.3%
合計	Total	100.0%	100.0%

貸款#

Loan Portfolio

1. 按行業劃分	By industry sectors	2004	2003
用於香港的貸款	Loans for use in Hong Kong		
工商及金融界：	Industrial, commercial and financial:		
物業發展	Property development	0.8%	0.8%
物業投資	Property investment	10.1%	10.6%
金融界	Financial concerns	6.3%	6.7%
股票經紀	Stockbrokers	0.1%	0.1%
批發及零售貿易	Wholesale and retail trade	4.7%	5.8%
製造業	Manufacturing	7.9%	8.7%
運輸業及運輸設備	Transport and transport equipment	12.7%	11.3%
其他	Others	8.6%	9.3%
個人：	Individuals:		
按揭(「居者有其屋計劃」、 「私人參建居屋計劃」及 「租者置其屋計劃」)	Mortgage (Home Ownership Scheme, Private Sector Participation Scheme and Tenants Purchase Scheme)	0.1%	0.1%
按揭(其他住宅)	Mortgage (other residential properties)	24.6%	27.2%
信用卡借貸	Credit card advances	1.3%	1.1%
其他	Others	2.7%	3.6%
貿易融資	Trade finance	5.4%	5.2%
用於香港以外地方的貸款	Loans for use outside Hong Kong	14.7%	9.5%
合計	Total	100.0%	100.0%
2. 按地區分佈劃分	By geographical spread	2004	2003
香港	Hong Kong	80.7%	82.0%
中國	China	13.8%	11.8%
美國	USA	1.7%	1.5%
其他	Others	3.8%	4.7%
合計	Total	100.0%	100.0%
3. 按年期劃分	By maturity	2004	2003
即時償還	Repayable on demand	3.6%	4.9%
少於1年	Less than 1 year	23.7%	22.4%
超過1年但少於5年	Over 1 year but less than 5 years	38.5%	38.2%
超過5年	Over 5 years	30.3%	29.5%
無訂日期	Undated	3.9%	5.0%
合計	Total	100.0%	100.0%
4. 按貨幣劃分	By currency	2004	2003
港元	HKD	84.0%	83.5%
美元	USD	15.3%	16.1%
其他	Others	0.7%	0.4%
合計	Total	100.0%	100.0%
5. 貸款賬目數目	Number of loan accounts	2004	2003
		188,389	180,080

貿易票據及予銀行之放款除外

Excluding trade bills and advances to banks