


# FINANCIAL HIGHLIGHTS

## (Consolidated) Results

	For the year ended 31st December				
	2005 <i>Rmb'000</i>	2004 <i>Rmb'000</i>	2003 <i>Rmb'000</i>	2002 <i>Rmb'000</i>	2001 <i>Rmb'000</i>
Sales	<b>8,856,126</b>	8,551,923	5,609,309	4,182,430	3,760,029
Profit before income tax	<b>275,644</b>	872,156	967,781	285,758	212,112
Income tax (expense) / credit	<b>(44,841)</b>	(28,433)	9,258	—	(1,538)
Profit for the year	<b>230,803</b>	843,723	977,039	285,758	210,574
Minority interests	—	—	—	304	(3,303)
Profit attributable to the equity holders of the Company	<b>230,803</b>	843,723	977,039	286,062	207,271



## FINANCIAL HIGHLIGHTS *(CONTINUED)*

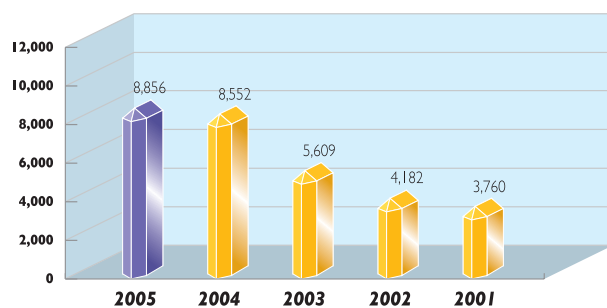
### (Consolidated) Assets and Liabilities

	As at 31st December				
	2005 <i>Rmb'000</i>	2004 <i>Rmb'000</i>	2003 <i>Rmb'000</i>	2002 <i>Rmb'000</i>	2001 <i>Rmb'000</i>
Total assets	<b>8,132,279</b>	7,200,834	5,911,665	4,627,174	4,306,474
Total liabilities	<b>(4,216,355)</b>	(3,356,121)	(2,697,886)	(2,313,559)	(2,273,250)
Net equity	<b>3,915,924</b>	3,844,713	3,213,779	2,313,615	2,033,204

*Note:*

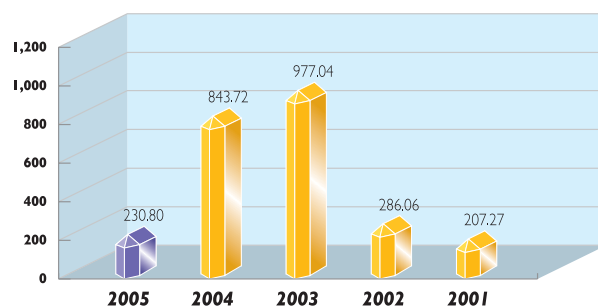
*The (consolidated) results and balance sheet of the Company for the five years ended 31st December 2005 are prepared on the basis that the existing company structure has been subsisting through out the period.*

**SALES (RMB' MILLION)**  
FOR THE YEAR ENDED 31ST DECEMBER



Sales

**PROFIT (RMB' MILLION)**  
FOR THE YEAR ENDED 31ST DECEMBER



Profit attributable to the equity holders of the Company