

# FINANCIAL HIGHLIGHTS

## CONSOLIDATED PROFIT AND LOSS ACCOUNT

	2006 HK\$'000	2005 HK\$'000 (As restated)
Turnover	3,120,108	2,944,408
Operating profit	99,692	103,977
Finance costs	53,587	31,714
Profit before taxation	40,703	74,762
Profit attributable to equity holders	30,449	56,584

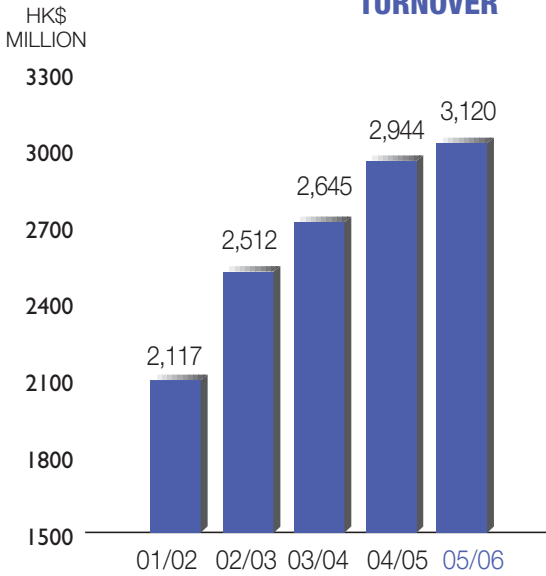
## CONSOLIDATED BALANCE SHEET

	As at 31 March	
	2006 HK\$'000	2005 HK\$'000 (As restated)
Non-current assets		
Property, plant and equipment	81,137	79,911
Prepaid premium for land leases	71,415	73,098
Interest in associated companies	60,682	65,621
Deferred tax assets	2,524	4,044
Finance lease receivables	2,421	–
	<hr/>	<hr/>
	218,179	222,674
Current assets		
Inventories	337,424	353,441
Trade and other receivables	1,106,010	1,071,344
Other financial assets at fair value through profit or loss	24,879	–
Other investments	–	30,197
Taxation recoverable	1,688	–
Restricted bank deposits	33,323	–
Bank balances and cash	307,798	297,313
	<hr/>	<hr/>
	1,811,122	1,752,295
Current liabilities		
Trade and other payables	507,725	480,840
Trust receipt loans	437,204	565,415
Taxation payable	–	3,612
Other financial liabilities at fair value through profit or loss	703	–
Bank borrowings	221,655	266,370
	<hr/>	<hr/>
	1,167,287	1,316,237
Net current assets	<hr/>	<hr/>
	643,835	436,058
Total assets less current liabilities	<hr/>	<hr/>
	862,014	658,732
Shareholders' funds	633,969	615,083
Minority interests	3,930	3,437
Non-current liabilities	224,115	40,212
	<hr/>	<hr/>
	862,014	658,732

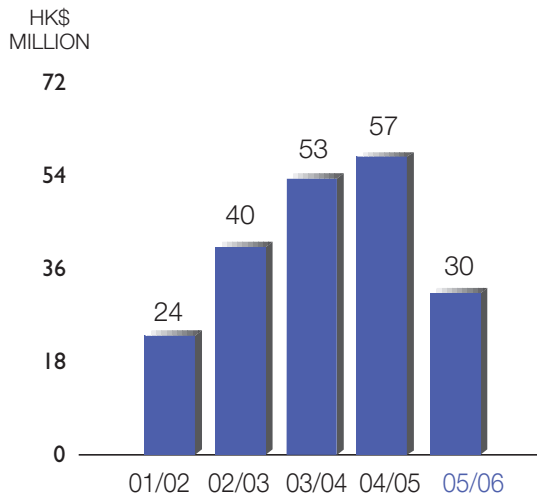
## SHARE STATISTICS

Basic earnings per share	HK7.1 cents	HK13.2 cents
Dividends per share	HK2.5 cents	HK5.0 cents
Net asset value per share	HK147 cents	HK142 cents

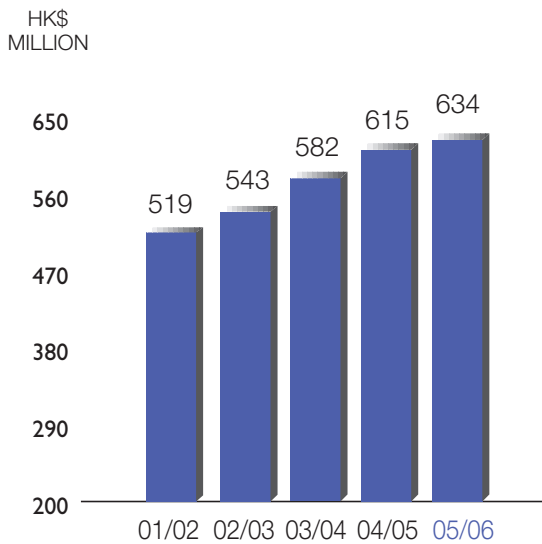
**TURNOVER**



**PROFIT ATTRIBUTABLE TO EQUITY HOLDERS**



**SHAREHOLDERS' FUNDS**



**RETURN ON SHAREHOLDERS' FUNDS**

