

## Financial Highlights

### 財務概要

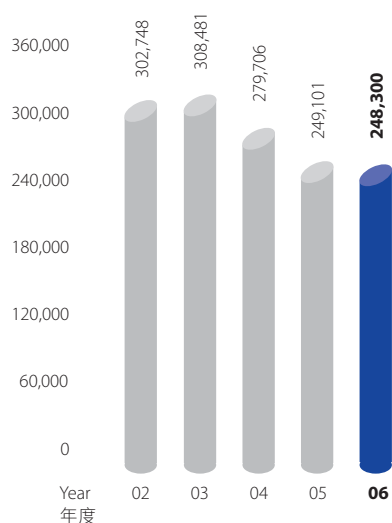
		Year ended <b>31 December</b> <b>2006</b> 截至二零零六年 十二月三十一日 止年度 <b>HK\$'000</b> 港幣千元	Year ended 31 December 2005 截至二零零五年 十二月三十一日 止年度 HK\$'000 港幣千元
<b>Turnover</b>	營業額	<b>248,300</b>	249,101
<b>Profit from operations</b>	經營溢利	<b>119,300</b>	110,293
<b>Profit attributable to equity shareholders of the Company</b>	本公司股權持有人 應佔溢利	<b>83,216</b>	91,397
<b>Total assets</b>	總資產	<b>562,504</b>	535,035
<b>Net assets</b>	淨資產	<b>329,223</b>	303,619
<b>Dividend per share (HK cents)</b>	每股股息(港仙)		
Interim	中期息	<b>4.80</b>	8.80
Special	特別股息	-	4.32
Proposed final	擬派末期息	<b>5.10</b>	3.00
<b>Earnings per share (HK cents)</b>	每股盈利(港仙)		
Basic	基本	<b>10.7</b>	12.5
Diluted	攤薄	<b>10.6</b>	12.4
<b>Financial ratios</b>	財務比率		
Net profit margin (Note 1)	淨溢利率(附註1)	<b>33.5%</b>	36.7%
Effective tax rate (Note 2)	實際稅率(附註2)	<b>18.6%</b>	16.8%
Current ratio (Note 3)	流動比率(附註3)	<b>1.61</b>	1.69
Quick ratio (Note 4)	速動比率(附註4)	<b>1.61</b>	1.69

## Financial Highlights

### 財務概要

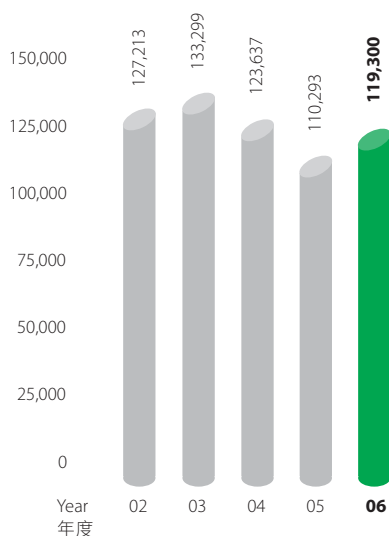
#### Turnover 營業額

HK\$'000  
港幣千元



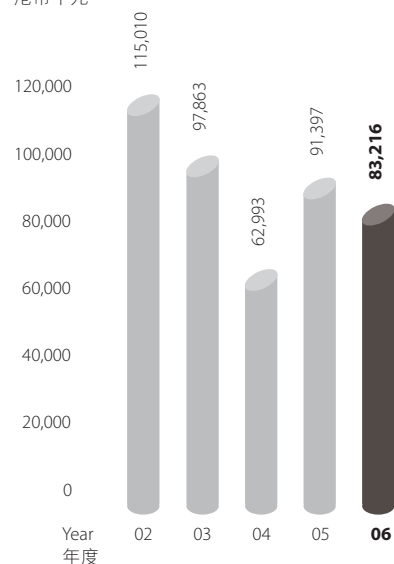
#### Profit from operations 經營溢利

HK\$'000  
港幣千元



#### Profit attributable to equity shareholders of the Company 本公司股權持有人應佔溢利

HK\$'000  
港幣千元



	At 31 December 2006 於二零零六年 十二月三十一日 '000 千股	At 31 December 2005 於二零零五年 十二月三十一日 '000 千股
<b>Issued and fully paid ordinary shares</b> At 31 December	<b>778,076</b>	777,633
Weighted average number of ordinary shares (basic) outstanding at 31 December	<b>777,694</b>	729,698

Note 1 Net profit margin = profit attributable to equity shareholders of the Company/turnover

Note 2 Effective tax rate = taxation/profit before taxation

Note 3 Current ratio = current assets/current liabilities

Note 4 Quick ratio = current assets minus inventory/current liabilities

附註1 淨溢利率 = 本公司股權持有人應佔溢利/營業額

附註2 實際稅率 = 稅項/除稅前溢利

附註3 流動比率 = 流動資產/流動負債

附註4 速動比率 = 流動資產減存貨/流動負債