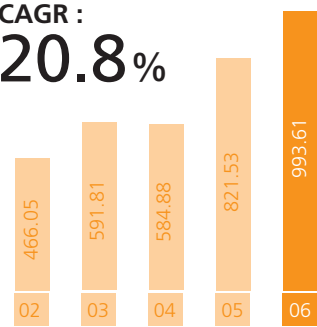


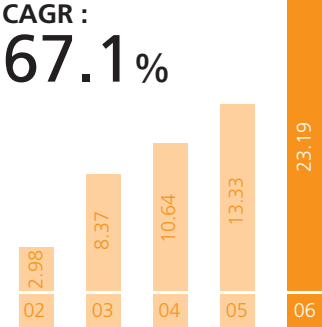
Financial Highlights

| (US\$ million) | Full Year ended 31 Dec | | |
|-------------------------------------|------------------------|------------|------------|
| | 2006 | 2005 | Change (%) |
| Revenue | 993.61 | 821.53 | 20.9% |
| Gross Profit | 257.93 | 216.96 | 18.9% |
| Core Operating Profit | 20.11 | 15.95 | 26.1% |
| Operating Profit | 27.06 | 18.96 | 42.7% |
| Profit Attributable to Shareholders | 23.19 | 13.33 | 73.9% |
| Final Dividend | HK28 cents | HK14 cents | |
| Interim Dividend | HK7 cents | HK6 cents | |
| Full Year Dividend | HK35 cents | HK20 cents | 75.0% |

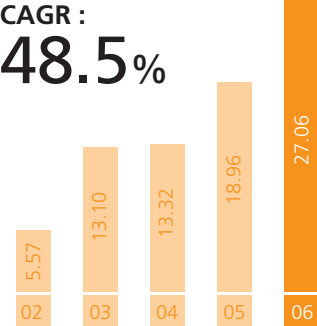
Revenue 2002-2006
(US\$ million)



Profit Attributable to Shareholders 2002-2006
(US\$ million)



Operating Profit 2002-2006
(US\$ million)



Core Operating Profit 2002-2006
(US\$ million)

