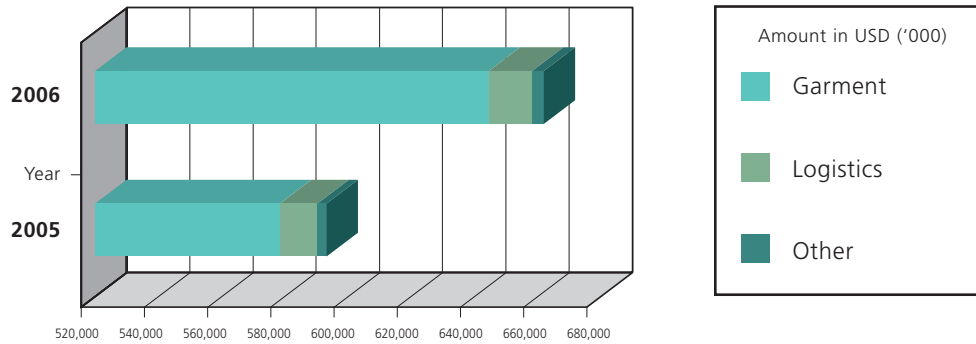


KEY FINANCIAL HIGHLIGHTS

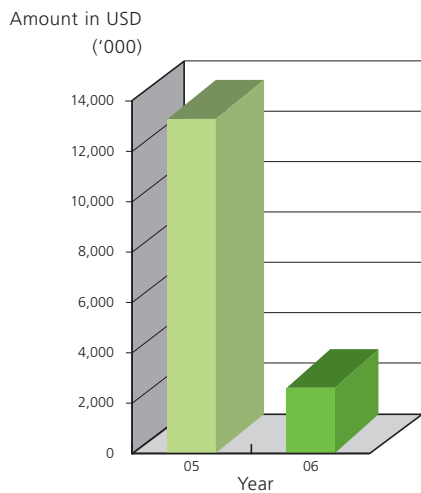
	2006 US\$'000	2005 US\$'000
Revenue	661,836	593,118
Gross Profit	124,271	113,673
As a percentage of revenue	18.8%	19.2%
Operating Profit	13,533	21,075
As a percentage of revenue	2.0%	3.6%
Profit Attributable to the Equity Holders of the Company	2,509	13,240
As a percentage of revenue	0.4%	2.2%
Earnings Per Share	US0.3 cent	US1.3 cents
Dividend Per Share		
– Final	Nil	US0.156 cent
– Interim	US0.186 cent	US0.244 cent
Capital and Reserves		
Attributable to the Equity Holders of the Company	198,731	218,714

Key Financial Highlights

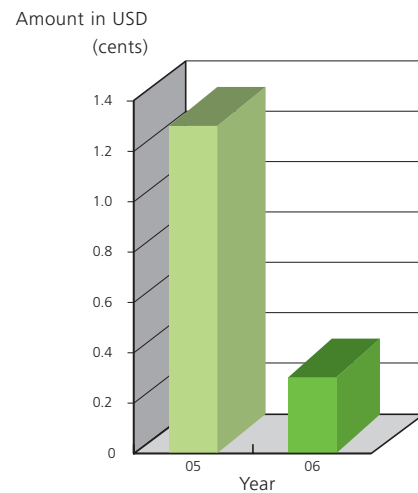
REVENUE



PROFIT ATTRIBUTABLE TO THE EQUITY HOLDERS OF THE COMPANY



EARNINGS PER SHARE



SALES BY GEOGRAPHICAL SEGMENTS

