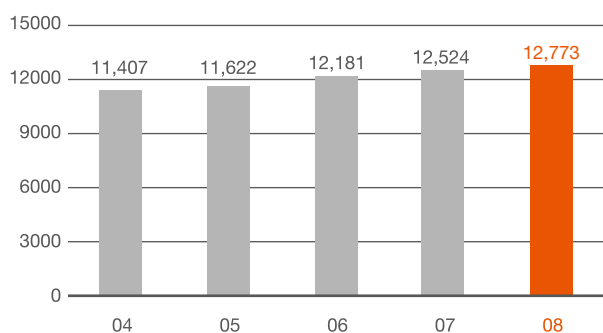


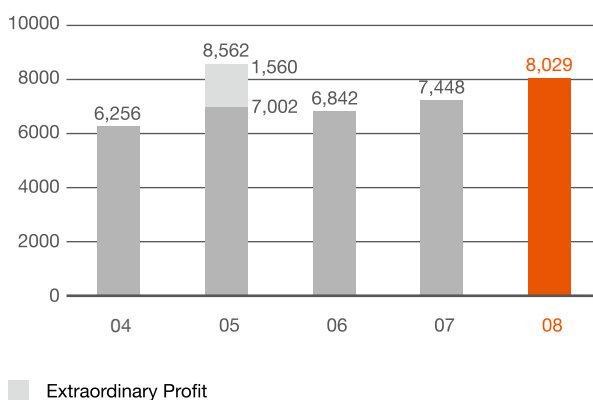
Financial Highlights

HK\$ million	2008	2007	2006	2005	2004
Turnover	12,773	12,524	12,181	11,622	11,407
Profit attributable to shareholders	8,029	7,448	6,842	8,562	6,256
Dividends	4,503	4,290	3,948	4,952	3,778
Fixed assets	46,488	46,058	46,496	46,258	45,276
Shareholders' funds	47,327	48,104	44,085	41,685	37,572
HK\$					
Earnings per share	3.76	3.49	3.21	4.01	2.93
Dividends per share					
Ordinary	2.11	2.01	1.85	1.59	1.77
Special	-	-	-	0.73	-

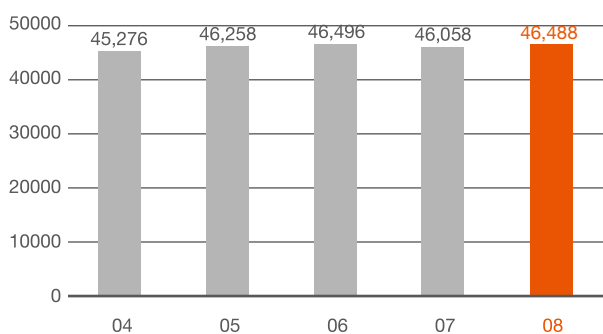
Turnover (HK\$ million)



Profit Attributable to Shareholders (HK\$ million)



Fixed Assets (HK\$ million)



Dividends Per Share (HK\$)

