

# TOP FORM

INTERNATIONAL LIMITED

STOCK CODE : 333

ANNUAL REPORT

2010



# CONTENTS

---

	<i>Page(s)</i>
CORPORATE INFORMATION	2
CHAIRMAN'S STATEMENT	3
MANAGEMENT DISCUSSION AND ANALYSIS	4
CORPORATE GOVERNANCE REPORT	6
DIRECTORS' REPORT	32
INDEPENDENT AUDITOR'S REPORT	43
CONSOLIDATED INCOME STATEMENT	44
CONSOLIDATED STATEMENT OF COMPREHENSIVE INCOME	45
CONSOLIDATED BALANCE SHEET	46
CONSOLIDATED STATEMENT OF CHANGES IN EQUITY	48
CONSOLIDATED STATEMENT OF CASH FLOWS	49
NOTES TO THE CONSOLIDATED FINANCIAL STATEMENTS	51
FIVE YEAR FINANCIAL SUMMARY	96

## CORPORATE INFORMATION

---

### EXECUTIVE DIRECTORS

Mr. Fung Wai Yiu, *Chairman*  
Mr. Wong Chung Chong, Eddie,  
*Group Managing Director*

### NON-EXECUTIVE DIRECTORS

Mr. Lucas A.M. Laureys  
Mr. Herman Van de Velde <sup>(2)</sup>

### INDEPENDENT NON-EXECUTIVE DIRECTORS

Mr. Marvin Bienenfeld <sup>(1)(2)</sup>  
Mr. Chow Yu Chun, Alexander <sup>(1)</sup>  
Ms. Leung Churk Yin, Jeanny <sup>(1)(2)</sup>  
Mr. Leung Ying Wah, Lambert <sup>(1)(2)</sup>  
Mr. Lin Sun Mo, Willy <sup>(1)</sup>

### COMPANY SECRETARY

Mr. Michael Austin

### REGISTERED OFFICE

Clarendon House, 2 Church Street  
Hamilton HM 11, Bermuda

(1) Member of Audit Committee

(2) Member of Compensation Committee

### PRINCIPAL OFFICE

15/F., Tower A,  
Manulife Financial Centre,  
No. 223-231 Wai Yip Street, Kwun Tong,  
Kowloon, Hong Kong

### AUTHORISED REPRESENTATIVES

Mr. Fung Wai Yiu  
Mr. Wong Chung Chong, Eddie

### PRINCIPAL BANKERS

Hongkong and Shanghai Banking Corporation Limited  
Hang Seng Bank Limited

### AUDITORS

Deloitte Touche Tohmatsu

### BRANCH SHARE REGISTRAR AND TRANSFER OFFICE

Tricor Secretaries Limited  
26/F., Tesbury Centre  
28 Queen's Road East  
Wanchai  
Hong Kong

Our results for fiscal 2010 were broadly in line with our expectations. The decisions we made in the previous year, most notably the closure of our Brand business and the termination of a Share Acquisition Agreement, enabled us to fully focus on our core OEM business and respond to the ongoing challenges, both internal and external.

In our second quarter we saw an increase in production orders as a result of the market starting to regain confidence in inventory management, with matching deliveries scheduled for our second half. Whilst our unit output in fiscal 2010 was less than last year and turnover marginally decreased, we were able to improve our gross margin, primarily due to changes in our product mix together with our ongoing efforts to trim our most expensive capacity. This improvement was reflected in our pre-tax profit which, in addition, was not subject to the one-off costs incurred during the previous period. Subsequent to the year end, we were pleased to reach a satisfactory settlement with Hong Kong Inland Revenue Department (the "IRD") on our long-running tax case and this settlement has been reflected in the current year's tax charge.

The industry is facing a variety of challenges. The sustainability of the market recovery is not certain and could well in the future be characterized by caution and volatility. Labour availability in China is a key issue with cost and capacity implications and the relatively recent decision to allow the RMB to appreciate, albeit in a controlled manner, against the US dollar will have the effect of driving up our China costs. The decline in the value of the Euro is a concern to those industries serving that market.

We at Top Form are determined to meet these challenges. We will continue to reshuffle our capacities in China and expand our labour sources by setting up sewing facilities in less industry-concentrated locations; we have successfully increased the capacity in Thailand through expansion and improvement of efficiency; we have secured additional capacity through dedicated contractors to help meet demand and we are scouting for expansion opportunities in locations outside of China. All in all we are making moves in ensuring the growth and sustainability of our core business.

We look forward to the remainder of fiscal 2011 with cautious optimism.

Your Board, having taken into account the current business climate, our cash position and reinvestment needs, has decided to propose a final dividend of HK\$0.025 per share for the fiscal year ended 30 June 2010 (2009: HK\$0.025 per share). Together with the interim dividend of HK\$0.015 per share, this represents an aggregate distribution of HK\$0.04 per share (2009: HK\$0.025 per share).

I would like to take this opportunity to express my sincere thanks to our Board members for their support and counsel and also our employees for their dedicated efforts in responding to the challenges of the past year.

**Fung Wai Yiu**  
*Chairman*

Hong Kong  
17 September 2010

## MANAGEMENT DISCUSSION AND ANALYSIS

Following the closure of the Brand business in fiscal 2009, the Group's operational focus is in its core Manufacturing activity together with a Corporate cost center.

	Revenue		Profit (Loss/Expenses)	
	2010 HK\$'000	2009 HK\$'000	2010 HK\$'000	2009 HK\$'000
Manufacturing	1,342,480	1,352,735	101,463	64,022
Brand (discontinued)	–	17,291	–	(25,139)
Corporate	–	–	(13,944)	(25,046)
	<u>1,342,480</u>	<u>1,370,026</u>	<u>87,519</u>	<u>13,837</u>

For the year ended 30 June 2010, the Group recorded manufacturing sales revenues of HK\$1,342 million, similar to the previous year. After tax profit amounted to HK\$54 million compared to a loss of HK\$14 million last year. Earnings per share were HK\$0.044 in the current period.

The 2009 results were severely impacted by the one-off costs incurred from our strategic decision to exit from our Brand business, together with the termination of a Share Acquisition Agreement. In order to provide a meaningful comparison, after adjusting for these items, the 2009 HK\$14 million loss reported in that year would have been a profit of HK\$12.1 million. On this basis, the 2010 after tax profit represents an increase of 344% over the adjusted prior period.

### MANUFACTURING

During the year, our core OEM business achieved global sales of 42.9 million units of brassieres compared to 45.8 million units in 2009.

Our first half accounted for 20.2 million units, compared to 24.4 million units in 2009. In our second half we sold 22.7 million units compared to 21.4 million units in 2009.

Following the market weakness experienced in 2009, the latter months of the calendar year and our second half of the fiscal year benefited from the market recovery. During the fiscal year, in monetary terms, 65% of our sales were to the US market compared to 66% in the previous year. The EU accounted for 21% (23% in the previous year) and the rest of the world 14% (11% in the previous year).

Gross margin improved from 19% to 22% as we trimmed our most expensive capacity as well as low margin sales. Production was migrated to our most effective locations and, in order to broaden our labour sources, smaller new facilities were developed. For the majority of the year, our performance was aided by the relatively stabilized environment in China where minimum wage levels and the tax rebate on imported materials for processing and export of textile and garment products remained unchanged.

China accounted for 56% of our global capacity, Thailand 33%, and the Philippines 11%.

## FINANCIAL POSITION

The financial position of the Group remains robust with shareholders' funds standing at HK\$550.7 million as at 30 June 2010 compared with HK\$545.8 million at the previous year end.

As of 30 June 2010, bank balances and cash stood at HK\$220.6 million. Credit facilities available to the Group amounted to HK\$150 million whilst gearing remained at an insignificant level.

As detailed in note 11 to the consolidated financial statements, subsequent to the balance sheet date the Group reached a full and final settlement with the IRD relating to the tax audit for the years of assessment 2002/03 to 2009/10. Additional income tax of HK\$16,037,000 has been charged to the consolidated income statement for the year ended 30 June 2010.

Capital expenditure during the year amounted to HK\$19.3 million.

## CORPORATE

The costs attributable to our corporate cost center amounted to HK\$14 million compared to HK\$15.8 million in the previous year after adjusting one-off charges incurred during that year.

## OUTLOOK

In early summer 2010, the Chinese Government announced increases of between 10-25% in minimum wage levels in the industrial regions of the country and our manufacturing locations are no exception. This, together with a dwindling supply of labour in Southern China, and the relatively recent decision to allow the RMB to appreciate against the US dollar in a controlled manner, will inevitably impact on costs. The weakening EURO may impact on our business with the EU. While less than 8% of our revenues are received in that currency, the weakening currency may discourage consumption and erode margin if we fail to pass on the cost to customers.

Current customer demand, however, remains healthy. We will, in appropriate locations, continue to expand our capacity to meet that demand as well as continuing our rigorous approach to controlling our costs, and to diversify our global capacities.

We remain confident in the sustainability of our manufacturing operations.

**Wong Chung Chong, Eddie**

*Group Managing Director*

Hong Kong

17 September 2010


## CORPORATE GOVERNANCE REPORT

The Group continues to commit itself to maintaining high standards of corporate governance principles and practices with an emphasis on enhancing transparency and accountability and ensuring the application of these principles and practices within the Group and thereby, enhancing shareholder value and benefiting our stakeholders at large.

During the year under review, the Company has complied with the code provisions as well as some recommended best practices of the Code on Corporate Governance Practices (“Code Provisions”) as set out in Appendix 14 to the Rules (“Listing Rules”) Governing the Listing of Securities on The Stock Exchange of Hong Kong Limited (“the Hong Kong Stock Exchange”) except for the following deviations:

- A.4.1 – Non-executive Directors are not appointed for a specific term. They are, however, subject to retirement by rotation and re-election at least once every three years in accordance with the Company’s Bye-laws.
- A.4.2 – The Chairman and the Group Managing Director are not, while holding such office, subject to retirement by rotation or taken into account in determining the number of Directors to retire in each year. In the opinion of the Board, it is important for the stability and growth of the Company that there is, and is seen to be, continuity of leadership in these roles and, in consequence, the Board is of the view that both should not be subject to retirement by rotation or hold office for a limited term at the present time.

The Board is pleased to present the key corporate governance principles and practices followed by the Group during the year.

Code Ref.	Code Provisions	Compliance	Corporate Governance Practices adopted by the Group																		
A A.1	<p><b>DIRECTORS</b></p> <p><b>The Board</b></p> <p><i>Code Principle</i></p> <p>The Board should assume responsibility for leadership and control of the issuer; and be responsible for directing and supervising the company’s affairs. The Board should take decisions objectively in the interests of the issuer.</p>																				
A.1.1	<ul style="list-style-type: none"> <li>• Regular board meetings at least four times a year.</li> </ul>		<ul style="list-style-type: none"> <li>• The Board held 4 regular meetings during the year.</li> <li>• Details of Directors’ attendance records are set out below: <table border="0" style="margin-left: 20px;"> <tr> <td colspan="2"><i>Executive Directors</i></td> <td style="text-align: right;"><u>Attendance</u></td> </tr> <tr> <td>Fung Wai Yiu (<i>Chairman</i>)</td> <td></td> <td style="text-align: right;">4/4</td> </tr> <tr> <td>Wong Chung Chong, Eddie (<i>Group Managing Director</i>)</td> <td></td> <td style="text-align: right;">4/4</td> </tr> <tr> <td colspan="2"> <i>Non-executive Directors</i></td> <td></td> </tr> <tr> <td>Lucas A.M. Laureys</td> <td></td> <td style="text-align: right;">2/4</td> </tr> <tr> <td>Herman Van de Velde</td> <td></td> <td style="text-align: right;">2/4</td> </tr> </table> </li> </ul>	<i>Executive Directors</i>		<u>Attendance</u>	Fung Wai Yiu ( <i>Chairman</i> )		4/4	Wong Chung Chong, Eddie ( <i>Group Managing Director</i> )		4/4	 <i>Non-executive Directors</i>			Lucas A.M. Laureys		2/4	Herman Van de Velde		2/4
<i>Executive Directors</i>		<u>Attendance</u>																			
Fung Wai Yiu ( <i>Chairman</i> )		4/4																			
Wong Chung Chong, Eddie ( <i>Group Managing Director</i> )		4/4																			
 <i>Non-executive Directors</i>																					
Lucas A.M. Laureys		2/4																			
Herman Van de Velde		2/4																			

## CORPORATE GOVERNANCE REPORT

Code Ref.	Code Provisions	Compliance	Corporate Governance Practices adopted by the Group												
			<p><i>Independent Non-executive Directors</i></p> <table style="width: 100%; border-collapse: collapse;"> <thead> <tr> <th style="width: 80%;"></th> <th style="text-align: right; width: 20%;"><u>Attendance</u></th> </tr> </thead> <tbody> <tr> <td>Marvin Bienenfeld</td> <td style="text-align: right;">3/4</td> </tr> <tr> <td>Chow Yu Chun, Alexander</td> <td style="text-align: right;">4/4</td> </tr> <tr> <td>Leung Churk Yin, Jeanny</td> <td style="text-align: right;">4/4</td> </tr> <tr> <td>Leung Ying Wah, Lambert</td> <td style="text-align: right;">2/4</td> </tr> <tr> <td>Lin Sun Mo, Willy</td> <td style="text-align: right;">4/4</td> </tr> </tbody> </table>		<u>Attendance</u>	Marvin Bienenfeld	3/4	Chow Yu Chun, Alexander	4/4	Leung Churk Yin, Jeanny	4/4	Leung Ying Wah, Lambert	2/4	Lin Sun Mo, Willy	4/4
	<u>Attendance</u>														
Marvin Bienenfeld	3/4														
Chow Yu Chun, Alexander	4/4														
Leung Churk Yin, Jeanny	4/4														
Leung Ying Wah, Lambert	2/4														
Lin Sun Mo, Willy	4/4														
A.1.2	<ul style="list-style-type: none"> <li>All directors be given an opportunity to include matters in the agenda for regular board meetings.</li> </ul>	✓	<ul style="list-style-type: none"> <li>Regular Board meetings are scheduled at least 3 months in advance to give Directors the opportunity to include matters in the agenda.</li> </ul>												
A.1.3	<ul style="list-style-type: none"> <li>Notice of at least 14 days be given for regular board meetings.</li> </ul>	✓	<ul style="list-style-type: none"> <li>At least 14 days formal notice is given before each regular meeting.</li> </ul>												
A.1.4	<ul style="list-style-type: none"> <li>Access to advice and services of the company secretary.</li> </ul>	✓	<ul style="list-style-type: none"> <li>The Company Secretary is responsible for ensuring that Board procedures are complied with and advises the Board on corporate governance and compliance matters.</li> <li>Directors have direct access to the Company Secretary.</li> </ul>												
A.1.5	<ul style="list-style-type: none"> <li>Minutes of board meetings and board committee meetings should be kept by a duly appointed secretary of the meeting and open for inspection by directors.</li> </ul>	✓	<ul style="list-style-type: none"> <li>The Company Secretary is responsible for taking minutes of Board meetings and Board Committee meetings. Such minutes are open for inspection by Directors.</li> </ul>												
A.1.6	<ul style="list-style-type: none"> <li>Minutes should record in sufficient detail the matters considered by the board and decisions reached.</li> <li>Draft and final version of minutes should be sent to all directors for comments within a reasonable time.</li> </ul>	✓	<ul style="list-style-type: none"> <li>Minutes recorded in sufficient detail matters considered and decisions reached.</li> <li>Directors are given an opportunity to comment on draft Board minutes which are sent to Directors within a reasonable time (generally within 14 days) of the relevant meeting.</li> <li>The signed Board minutes are placed on record after the same have been reviewed and agreed amongst the Board members.</li> </ul>												



## CORPORATE GOVERNANCE REPORT

Code Ref.	Code Provisions	Compliance	Corporate Governance Practices adopted by the Group
A.1.7	<ul style="list-style-type: none"> <li>Agreed procedure for directors to seek independent professional advice at the company's expense.</li> </ul>	✓	<ul style="list-style-type: none"> <li>Directors have been advised that the Company Secretary can arrange independent professional advice at the expense of the Company if the Company Secretary considers that such seeking of advice is necessary and appropriate.</li> </ul>
A.1.8	<ul style="list-style-type: none"> <li>If a substantial shareholder or a director has a conflict of interest in a material matter, a physical board meeting be held.</li> <li>Independent non-executive directors who have no material interest in the transaction be present at such meeting.</li> </ul>	✓	<ul style="list-style-type: none"> <li>There is a prescribed list of matters reserved for Board decision which includes approval of material connected transactions and matters involving a conflict of interest for a substantial shareholder or Director.</li> <li>Such matters are considered at a full Board meeting. The Company's Bye-laws provide for voting and quorum requirements conforming with Code Provisions.</li> </ul>
<b><i>Recommended Best Practices</i></b>			
A.1.9	<ul style="list-style-type: none"> <li>Appropriate insurance cover in respect of legal action against directors.</li> </ul>	✓	<ul style="list-style-type: none"> <li>There is in place appropriate insurance covering Directors' and Officers' liability.</li> </ul>
A.1.10	<ul style="list-style-type: none"> <li>Board committees shall adopt broadly the same principles and procedures.</li> </ul>	✓	<ul style="list-style-type: none"> <li>Board Committee principles and procedures conform to the above.</li> </ul>
A.2	<p><b>Chairman and Chief Executive Officer</b> <b>Code Principle</b> There should be a clear division of responsibilities between the Chairman and the Chief Executive Officer of the issuer to ensure a balance of power and authority.</p>		
A.2.1	<ul style="list-style-type: none"> <li>Roles of chairman and chief executive officer should be separated and performed by separate individuals.</li> <li>Division of responsibilities between chairman and chief executive officer should be clearly established and set out in writing.</li> </ul>	✓	<ul style="list-style-type: none"> <li>The positions of the Chairman and the Group Managing Director are held by separate individuals.</li> <li>The Chairman focuses on Group strategic and Board issues. The Group Managing Director has overall Chief Executive responsibility for Group operations and development generally.</li> </ul>


## CORPORATE GOVERNANCE REPORT

Code Ref.	Code Provisions	Compliance	Corporate Governance Practices adopted by the Group
A.2.2	<ul style="list-style-type: none"> <li>The chairman should ensure that all directors are properly briefed on issues arising at board meetings.</li> </ul>	✓	<ul style="list-style-type: none"> <li>The Chairman, with the support of the Group Managing Director and the Company Secretary, has a clear responsibility to provide the whole Board with all the information that is relevant to the discharge of the Board's responsibilities.</li> <li>Board meetings are structured to encourage open discussion and frank debate.</li> </ul>
A.2.3	<ul style="list-style-type: none"> <li>The chairman should be responsible for ensuring that directors receive adequate information, which is complete and reliable in a timely manner.</li> </ul>	✓	<ul style="list-style-type: none"> <li>Board papers are normally sent to Directors at least three days before Board meetings.</li> </ul>
<b><i>Recommended Best Practices</i></b>			
A.2.4 to A.2.9	<p>Various recommended roles for chairman including:</p> <ul style="list-style-type: none"> <li>Drawing up and approving agenda for each board meeting</li> <li>Ensuring establishment of good corporate governance practices and procedures</li> <li>Ensuring effective communication between the Board and shareholders</li> </ul>	✓	<ul style="list-style-type: none"> <li>The Chairman, together with the Company Secretary, draws up agenda for each Board meeting after consultation with the relevant parties.</li> <li>The Chairman plays a key role in driving corporate governance development.</li> <li>General meetings are held at least once a year in which the Chairman and the Group Managing Director are present to answer any questions from shareholders. Shareholders can also access the Company's latest information by visiting the Company's website (<a href="http://www.topformbras.com">www.topformbras.com</a>).</li> </ul>

## CORPORATE GOVERNANCE REPORT

Code Ref.	Code Provisions	Compliance	Corporate Governance Practices adopted by the Group
A.3	<p><b>Board Composition</b></p> <p><i>Code Principle</i></p> <p>The board should have a balance of skills and experience appropriate for the requirements of the business of the issuer and shall include a balanced composition of executive and non-executive directors so that independent judgments can effectively be exercised.</p>		
A.3.1	<ul style="list-style-type: none"> <li>Independent non-executive directors should be expressly identified as such in all corporate communications that disclose the names of directors of the issuer.</li> </ul>	✓	<ul style="list-style-type: none"> <li>The composition of the Board represents a well balanced mixture of skills and experience appropriate for the requirements of the business of the Company.</li> <li>Review of the Board composition is made regularly.</li> <li>The composition of the Board by category is disclosed in all corporate communications and the updated biographical details of the Directors are set out in annual reports under the section headed "Biographical Details of Directors and Senior Management".</li> </ul>
<b>Recommended Best Practices</b>			
A.3.2	<ul style="list-style-type: none"> <li>Independent non-executive directors should represent at least one-third of the board.</li> </ul>	✓	<ul style="list-style-type: none"> <li>The Board comprises two Executive Directors, two Non-executive Directors and five Independent Non-executive Directors. More than one Independent Non-executive Director has the appropriate professional qualifications, or accounting or related financial management expertise.</li> <li>The company complies with this practice.</li> </ul>
A.3.3	<ul style="list-style-type: none"> <li>Maintain on the website an updated list of directors identifying their role and function and whether they are independent non-executive directors.</li> </ul>	✓	<ul style="list-style-type: none"> <li>Biographies and designations of Directors are included on the Company's website and are updated periodically.</li> </ul>



## CORPORATE GOVERNANCE REPORT

Code Ref.	Code Provisions	Compliance	Corporate Governance Practices adopted by the Group
A.4	<p><b>Appointments, Re-election and Removal</b></p> <p><i>Code Principle</i></p> <p>These should be a formal, considered and transparent procedure for the appointment of new directors and plans in place for orderly succession for appointments to the Board. All directors should be subject to re-election at regular intervals.</p>		
A.4.1	<ul style="list-style-type: none"> <li>Non-executive directors should be appointed for a specific term and subject to re-election.</li> </ul>	<i>Deviation explained</i>	<ul style="list-style-type: none"> <li>Non-executive Directors are not appointed for a specific term. They are, however, subject to retirement by rotation and re-election at least once every three years in accordance with the Company's Bye-laws.</li> </ul>
A.4.2	<ul style="list-style-type: none"> <li>All directors appointed to fill a casual vacancy should be subject to election by shareholders at the next general meeting after their appointment.</li> </ul>		<ul style="list-style-type: none"> <li>In accordance with the Company's Bye-laws, newly appointed Directors are required to offer themselves for re-election at the next general meeting following their appointment.</li> </ul>
	<ul style="list-style-type: none"> <li>Every director, including those appointed for a specific term, should be subject to retirement by rotation at least once every three years.</li> </ul>	<i>Deviation explained</i>	<ul style="list-style-type: none"> <li>Under the Company's Bye-laws, at each annual general meeting one-third of the Directors for the time being or, if the number is not three or a multiple of three, the number nearest to but not less than one-third shall retire from office. The Chairman and the Group Managing Director shall not, whilst holding such office, be subject to retirement by rotation or be taken into account in determining the number of Directors to retire in each year.</li> </ul> <p>In the opinion of the Board, it is important for the stability and growth of the Company that there is, and is seen to be, continuity of leadership in the roles of Chairman and Group Managing Director and, in consequence, the Board is of the view that both should not be subject to retirement by rotation or hold office for a limited term at the present time.</p>

# CORPORATE GOVERNANCE REPORT

Code Ref.	Code Provisions	Compliance	Corporate Governance Practices adopted by the Group
<i>Recommended Best Practices</i>			
A.4.3	<ul style="list-style-type: none"> <li>Election of an independent non-executive director serving more than nine years. Include reason why considered to be independent and why should be re-elected.</li> </ul>	✓	<ul style="list-style-type: none"> <li>The Company strongly supports the principle of Board independence.</li> <li>Mr. Chow Yu Chun, Alexander has been serving the Board as an independent non-executive director for more than nine years and has consistently demonstrated his willingness to exercise independent judgements and provide objective challenges to management.</li> <li>He has actively participated in board meetings and board committee meetings held during the year and has shown himself able to give constructive and independent advice to the Board over significant issues.</li> <li>Therefore, the Board considers that he remains independent, notwithstanding the length of his tenure as an independent non-executive director.</li> </ul>
A.5	<p><b>Responsibilities of Directors</b></p> <p><i>Code Principle</i></p> <p>All directors (including non-executive directors) are required to keep abreast of their responsibilities as a director of an issuer and of the conduct, business activities and development of that issuer.</p>		
A.5.1	<ul style="list-style-type: none"> <li>Every newly appointed director should receive a comprehensive, formal induction to ensure that he has a proper understanding of the business; his responsibilities under the listing rules, applicable regulatory requirements, business and governance policies of the issuer.</li> </ul>	✓	<ul style="list-style-type: none"> <li>The Chairman and Company Secretary will usually brief the newly appointed Director for the duties and responsibilities he/she may perform as a Director of the Company and other regulatory requirements he/she may observe.</li> <li>Directors are provided at quarterly Board meetings with comprehensive reports on the management's strategic plans, updates on business, financial objectives, plans and actions.</li> <li>The Company Secretary is responsible for keeping all Directors updated on Listing Rules and other statutory requirements.</li> </ul> <p>Memos or emails are issued from time to time to keep Directors up to date with changes in Listing Rules and other regulations relevant to Directors in the discharge of their duties.</p>




## CORPORATE GOVERNANCE REPORT

Code Ref.	Code Provisions	Compliance	Corporate Governance Practices adopted by the Group
A.5.2	<ul style="list-style-type: none"> <li>• Function of non-executive directors include:                             <ul style="list-style-type: none"> <li>– participate in board meetings and bring an independent judgment to the board</li> <li>– take the lead where potential conflicts of interest arise</li> <li>– serve on board committees if invited</li> <li>– scrutinise the issuer’s performance</li> </ul> </li> </ul>		<ul style="list-style-type: none"> <li>• Non-executive Directors seek guidance and direction from the Chairman and the Group Managing Director on the future business direction and strategic plans so as to gain a comprehensive understanding of the business of the Company to exercise their independent judgment.</li> <li>• Non-executive Directors review the financial information and operational performance of the Group on a regular basis.</li> <li>• The Audit and Compensation Committees of the Company are wholly comprised of Non-executive Directors, with the majority being Independent Non-executive Directors.</li> </ul>
A.5.3	<ul style="list-style-type: none"> <li>• Directors should ensure that they can give sufficient time and attention to the affairs of the issuer.</li> </ul>		<ul style="list-style-type: none"> <li>• There was satisfactory attendance for Board and Board Committee meetings during the year.</li> </ul> <p>Please refer to A.1.1, B.1.1 and C.3.4 for details.</p>
A.5.4	<ul style="list-style-type: none"> <li>• Directors must comply with the Model Code.</li> <li>• Board should establish written guidelines on no less exacting terms than the Model Code for relevant employees.</li> </ul>		<ul style="list-style-type: none"> <li>• The Company has adopted the Model Code as set out in Appendix 10 to the Listing Rules as its own code for Directors’ dealings in securities of the Company.</li> </ul> <p>Having made specific enquiries, the Company confirmed that each of the Directors has complied with the required standards during the year.</p> <ul style="list-style-type: none"> <li>• Employees who are likely to be in possession of unpublished price-sensitive information of the Company are also subject to compliance with guidelines on no less exacting terms than the Model Code.</li> </ul>

## CORPORATE GOVERNANCE REPORT



Code Ref.	Code Provisions	Compliance	Corporate Governance Practices adopted by the Group
<i>Recommended Best Practices</i>			
A.5.5	<ul style="list-style-type: none"> <li>Directors should participate in a programme of continuous professional development.</li> </ul>	✓	<ul style="list-style-type: none"> <li>The Company supports the practice of continuous professional development. Presentations on relevant topics are organized from time to time to coincide with Board meetings.</li> </ul>
A.5.6	<ul style="list-style-type: none"> <li>Directors should disclose at the time of appointment (and at subsequent times) all offices held in other public companies and other significant commitments.</li> </ul>	✓	<ul style="list-style-type: none"> <li>On appointment Directors have disclosed all relevant information to the Board. This information is updated annually in the annual report.</li> </ul>
A.5.7	<ul style="list-style-type: none"> <li>Directors should ensure regular attendance and active participation at board, board committee and general meetings through which to demonstrate their skills, expertise and varied backgrounds and qualifications.</li> </ul>	✓	<ul style="list-style-type: none"> <li>There was satisfactory attendance for Board and Board Committee meetings during the year.</li> </ul> <p>During these meetings, there were open discussions amongst the Board and Board Committee members and constructive advice was given to the Board.</p> <p>Please refer to A.1.1, B.1.1 and C.3.4 for details.</p>
A.5.8	<ul style="list-style-type: none"> <li>Non-executive directors should make a positive contribution to the development of the issuer's strategy and policies through independent, constructive and informed comments.</li> </ul>	✓	<ul style="list-style-type: none"> <li>Details on the roles and functioning of as well as the work performed by Non-executive Directors are set out above.</li> </ul>

## CORPORATE GOVERNANCE REPORT



Code Ref.	Code Provisions	Compliance	Corporate Governance Practices adopted by the Group
A.6	<p><b>Supply of and Access to Information</b></p> <p><i>Code Principle</i></p> <p>Directors should be provided in a timely manner with appropriate information so as to enable them to make an informed decision and to discharge their duties and responsibilities.</p>		
A.6.1	<ul style="list-style-type: none"> <li>• Board papers should be sent to all directors at least three days before regular board or board committee meetings.</li> </ul>		<ul style="list-style-type: none"> <li>• Board papers are circulated not less than three days before regular Board or Board Committee meetings.</li> </ul>
A.6.2	<ul style="list-style-type: none"> <li>• Management has an obligation to supply the board and its committees with adequate information in a timely manner to enable it to make informed decisions.</li> <li>• Each director should have separate and independent access to senior management.</li> </ul>		<ul style="list-style-type: none"> <li>• The Company Secretary and the Chief Financial Officer is in attendance at all regular Board and Board Committee meetings to advise on corporate governance, statutory compliance, accounting and financial matters.</li> <li>• Senior management is from time to time brought into formal and informal contact with the Board at Board meetings and other events.</li> </ul>
A.6.3	<ul style="list-style-type: none"> <li>• Directors are entitled to have access to board papers and related materials; steps must be taken to respond to director queries promptly and fully.</li> </ul>		<ul style="list-style-type: none"> <li>• Board papers and related materials are circulated to Directors prior to Board meetings and Board Committee meetings and are made available for inspection at any time by Board members and Committee members.</li> <li>• The Executive Directors and Company Secretary play a leading role in ensuring that queries are answered promptly and fully.</li> </ul>



# CORPORATE GOVERNANCE REPORT

Code Ref.	Code Provisions	Compliance	Corporate Governance Practices adopted by the Group
B B.1	<p><b>REMUNERATION OF DIRECTORS AND SENIOR MANAGEMENT</b></p> <p><b>The Level and Make-up of Remuneration and Disclosure</b></p> <p><i>Code Principle</i></p> <p>A formal and transparent procedure should be established for setting policy on executive director remuneration and for fixing the remuneration packages for all directors. No director should be involved in deciding his own remuneration.</p>		
B.1.1	<ul style="list-style-type: none"> <li>• Issuers should establish a remuneration committee with specific written terms of reference that deal clearly with its authority and duties. A majority of the remuneration committee should be independent non-executive directors.</li> </ul>		<ul style="list-style-type: none"> <li>• The Company established a Compensation Committee in 2001 and the majority of its members are Independent Non-executive Directors, namely, Marvin Bienenfeld, the Chairman, Leung Churk Yin, Jeanny and Leung Ying Wah, Lambert. Herman Van de Velde is a Non-executive Director.</li> <li>• The terms of reference of the Compensation Committee, which follows closely the requirements of the Code Provisions have been adopted by the Board and are available for review on the Company's website.</li> <li>• During the year, members of the Compensation Committee had reviewed and discussed issues in respect of the following:-             <ul style="list-style-type: none"> <li>- Remuneration policy of the Group for the year ended 2009/2010; and</li> <li>- Remuneration packages of Executive Directors and senior management for the year ended 2009/2010.</li> </ul> </li> </ul>
B.1.2	<ul style="list-style-type: none"> <li>• The committee should consult the chairman and/or chief executive officer about their proposals relating to the remuneration of other executive directors and have access to professional advice if considered necessary.</li> </ul>		<ul style="list-style-type: none"> <li>• There is close liaison and consultation between the Committee and the Chairman and the Group Managing Director on all human resource issues.</li> <li>• Committee members are aware that access to professional advice is available if considered necessary.</li> </ul>

## CORPORATE GOVERNANCE REPORT

Code Ref.	Code Provisions	Compliance	Corporate Governance Practices adopted by the Group
B.1.3	<ul style="list-style-type: none"> <li>• Terms of reference of the remuneration committee to include:                             <ul style="list-style-type: none"> <li>– recommendations to the board on policy and structure for all remuneration of directors and senior management.</li> <li>– determine specific remuneration packages of all executive directors and senior management.</li> <li>– review and approve performance-based remuneration.</li> <li>– review and approve the compensation payable on loss or termination of office or appointment.</li> <li>– ensure that no director or any of his associates is involved in deciding his own remuneration.</li> </ul> </li> </ul>		<ul style="list-style-type: none"> <li>• The terms of reference of the Compensation Committee follow closely the requirements of the Code Provisions that have been adopted by the Board.</li> <li>• The Committee reviews compensation policies and recommends to the Board the remuneration packages of the Executive Directors and senior management.</li> <li>• The compensation policy of the Group is designed to reflect performance, complexity and responsibility with a view to attracting, motivating and retaining high performing individuals.</li> <li>• The Group's compensation policy for Non-executive Directors is to ensure that they are sufficiently but not excessively compensated for their efforts and time dedicated to the Group.</li> <li>• No individual Director is involved in deciding his own remuneration.</li> </ul>
B.1.4	<ul style="list-style-type: none"> <li>• The remuneration committee should make available its terms of reference and the authority delegated to it by the board.</li> </ul>		<ul style="list-style-type: none"> <li>• The terms of reference of the Compensation Committee are available on the Company's website.</li> </ul>

## CORPORATE GOVERNANCE REPORT

Code Ref.	Code Provisions	Compliance	Corporate Governance Practices adopted by the Group
B.1.5	<ul style="list-style-type: none"> <li>The remuneration committee should be provided with sufficient resources to discharge its duties.</li> </ul>	✓	<ul style="list-style-type: none"> <li>Independent professional advice will be brought to supplement internal resources where appropriate.</li> </ul>
<b><i>Recommended Best Practices</i></b>			
B.1.6	<ul style="list-style-type: none"> <li>A significant proportion of executive directors' remuneration should be linked to corporate and individual performance.</li> </ul>	✓	<ul style="list-style-type: none"> <li>Details of remuneration of Executive Directors are disclosed on an individual basis in the annual report. A significant proportion of the compensation of Executive Directors and senior management is based on individual performance and the financial performance of the Group.</li> </ul>
C	<b>ACCOUNTABILITY AND AUDIT</b>		
C.1	<b>Financial Reporting</b> <b><i>Code Principle</i></b> The Board should present a balanced, clear and comprehensible assessment of the company's performance, position and prospects.		
C.1.1	<ul style="list-style-type: none"> <li>Management to provide explanation and information to the board as will enable the board to make an informed assessment of the financial and other information put forward to the board for approval.</li> </ul>	✓	<ul style="list-style-type: none"> <li>Directors are provided with a review of the Group's major business activities and detailed financial information on a quarterly basis.</li> </ul>
C.1.2	<ul style="list-style-type: none"> <li>The directors should acknowledge in the Corporate Governance Report their responsibility for preparing the accounts.</li> </ul>	✓	<ul style="list-style-type: none"> <li>The Directors annually acknowledge their responsibility for preparing the financial statements of the Group.</li> </ul>


## CORPORATE GOVERNANCE REPORT

Code Ref.	Code Provisions	Compliance	Corporate Governance Practices adopted by the Group
			<ul style="list-style-type: none"> <li>• The Companies Ordinance requires the Directors to prepare financial statements for each financial year which give a true and fair view of the state of affairs of the Company and of the Group as at the end of the financial year and of their respective profit or loss for the year then ended. In preparing the financial statements, the Directors are required to:                             <ul style="list-style-type: none"> <li>– select suitable accounting policies and apply them on a consistent basis, making judgments and estimates that are prudent, fair and reasonable;</li> <li>– state the reasons for any significant departure from accounting standards; and</li> <li>– prepare the financial statements on a going concern basis, unless it is not appropriate to assume that the Company and the Group will continue in business for the foreseeable future.</li> </ul> </li> </ul> <p>The Directors are responsible for keeping proper accounting records, for safeguarding the assets of the Company and the Group and for taking reasonable steps for the prevention of fraud and other irregularities.</p>
	<ul style="list-style-type: none"> <li>• A statement by the auditors regarding their reporting responsibilities in the auditors' report on the financial statements.</li> </ul>	✓	<ul style="list-style-type: none"> <li>• The Auditors' Report states auditors' reporting responsibilities.</li> </ul>
	<ul style="list-style-type: none"> <li>• Unless it is inappropriate to assume that the company will continue in business, the directors should prepare the accounts on a going concern basis, with supporting assumptions or qualifications as necessary.</li> </ul>	✓	<ul style="list-style-type: none"> <li>• Directors are not aware of any matters and uncertainties that may cast significant doubt upon the Company's ability to continue as a going concern.</li> </ul>



## CORPORATE GOVERNANCE REPORT

Code Ref.	Code Provisions	Compliance	Corporate Governance Practices adopted by the Group
	<ul style="list-style-type: none"> <li>Where material uncertainties exist regarding the company's ability to continue as a going concern, such uncertainties should be clearly and prominently set out and discussed in the Corporate Governance Report.</li> </ul>	N/A	
C.1.3	<ul style="list-style-type: none"> <li>Board responsibility to present a balanced, clear and understandable assessment in annual/interim reports, other price-sensitive announcements and other financial disclosures required under the Listing Rules and other statutory requirements.</li> </ul>	✓	<ul style="list-style-type: none"> <li>The Board aims to present a clear, balanced and understandable assessment of the Group's performance and financial position in all shareholder communications.</li> <li>The Board is aware of the requirements under the Listing Rules about timely disclosure of price-sensitive information regarding the Company and will arrange to issue and publish such announcements as and when the occasions arise. The Company Secretary will consult and seek legal advice on the materiality and sensitivity of certain material and connected transactions and advise the Board accordingly.</li> </ul>
<b><i>Recommended Best Practices</i></b>			
C.1.4	<ul style="list-style-type: none"> <li>An issuer should announce and publish quarterly financial results, within 45 days from the end of the relevant quarter.</li> </ul>	<i>Deviation explained</i>	<ul style="list-style-type: none"> <li>The Board does not consider the announcement and publication of quarterly financial results to be desirable at the present time.</li> </ul>
C.1.5	<ul style="list-style-type: none"> <li>Once an issuer has decided to publish its quarterly financial results, it should continue to do so.</li> </ul>	N/A	<ul style="list-style-type: none"> <li>The Board reviews business and operational updates on a quarterly basis. In order to enhance the transparency of the Company and raise the investment community's understanding of the latest situation and performance of the Group, quarterly operational updates are posted on the Company's and the Hong Kong Stock Exchange's websites, bridging the gaps between the publication of the interim and annual results.</li> </ul>

# CORPORATE GOVERNANCE REPORT

Code Ref.	Code Provisions	Compliance	Corporate Governance Practices adopted by the Group
C.2	<p><b>Internal Controls</b> <i>Code Principle</i></p> <p>The Board should ensure that the issuer maintains sound and effective internal controls to safeguard the shareholders' investments and the issuer's assets.</p>		
C.2.1	<ul style="list-style-type: none"> <li>The directors should at least annually conduct a review of the effectiveness of the system of internal control of the issuer and its subsidiaries and report that they have done so in their Corporate Governance Report.</li> <li>The review should cover all material controls, including financial, operational and compliance controls and risk management functions.</li> </ul>		<ul style="list-style-type: none"> <li>The Board, with the support of Internal Audit Department, has overall responsibility for maintaining sound and effective internal control and risk management system of the Group.</li> <li>The Internal Audit department conducts reviews on the system of internal control of the Company and its subsidiaries on a regular basis and then reports their findings to the audit committee.</li> <li>The review covers all material controls, including financial, operational, and compliance controls and risk management functions.</li> </ul> <p>An annual audit plan will be submitted to the Audit Committee for review and endorsement at the beginning of each financial year. In addition to the planned audit schedule, Internal Audit Department also carries out other review and audit works on an ad hoc basis should there be a material or significant issue arising from business/operational units that would be detrimental to the business objectives and developments of the Group.</p> <p>The Board is generally satisfied as to the effectiveness of the system of internal control of the Company and its subsidiaries during the year under review.</p>


## CORPORATE GOVERNANCE REPORT

Code Ref.	Code Provisions	Compliance	Corporate Governance Practices adopted by the Group
C.2.2	<ul style="list-style-type: none"> <li>The annual review should consider the adequacy of resources, qualifications and experience of staff of the issuer's accounting and financial reporting function, and their training programmes and budget.</li> </ul>		<ul style="list-style-type: none"> <li>There have been sufficient and adequate resources put in place within the Group to perform the accounting and financial reporting function.</li> </ul> <p>The finance team, lead by the Chief Financial Officer, with the support of a group of accounting professionals, is responsible for the oversight of the Group's finance and control function. Monthly operational review meetings are held with each of the regional and business unit heads to evaluate their performance against the targets set in the annual budget and ongoing matters.</p> <ul style="list-style-type: none"> <li>Adequate training is provided with to the finance team. In addition to the "On-the-job" and internal training, senior staff will regularly attend seminars with topics of relevance to them in discharging their duties, updating their professional knowledge as well as coaching their subordinates.</li> </ul>
<b><i>Recommended Best Practices</i></b>			
C.2.3	<ul style="list-style-type: none"> <li>The board's annual review should, in particular consider:               <ul style="list-style-type: none"> <li>the changes since the last annual review in the nature and extent of significant risks, and the issuer's ability to respond to changes in its business and the external environment.</li> <li>the scope and quality of management's ongoing monitoring of risks and of the system of internal control, and where applicable, the work of its internal audit function and other providers of assurance.</li> </ul> </li> </ul>		<ul style="list-style-type: none"> <li>The review by the Board considered all these matters.</li> <li>There were no significant control failings or weakness identified.</li> </ul>

Code Ref.	Code Provisions	Compliance	Corporate Governance Practices adopted by the Group
C.2.3	<ul style="list-style-type: none"> <li>- the extent and frequency of the communication of the results of the monitoring to the board which enables it to build up a cumulative assessment of the state of control of the issuer and the effectiveness with which risk is being managed.</li> <li>- the incidence of significant control failings or weaknesses that have been identified at any time during the period and the extent to which they have resulted in unforeseen outcomes or contingencies that have had, could have had, or may in the future have, a material impact on the issuer's financial performance or condition.</li> <li>- the effectiveness of the issuer's processes relating to financial reporting and Listing Rule compliance.</li> </ul>		




## CORPORATE GOVERNANCE REPORT

Code Ref.	Code Provisions	Compliance	Corporate Governance Practices adopted by the Group
C.2.4	<ul style="list-style-type: none"> <li>• Narrative statement on compliance with code provisions on internal control including:               <ul style="list-style-type: none"> <li>– process applied for identifying, evaluating and managing significant risks</li> <li>– additional information to assist understanding of risk management processes and system of internal control</li> <li>– acknowledgement by the board that it is responsible for the issuers system of internal control and its effectiveness</li> <li>– process applied in reviewing the effectiveness of the system of internal control</li> <li>– process applied to deal with material internal control aspects of any significant problems disclosed in annual reports and accounts.</li> </ul> </li> </ul>		<ul style="list-style-type: none"> <li>• The Board has overall responsibility for the system of internal control and reviewing its effectiveness.</li> <li>• The Group has in place an internal control system which is designed in light of the nature of the business as well as the organization structure.</li> </ul> <p>The Group's system of internal control includes a defined management structure with limits of authority and is designed to further the achievement of business objectives, safeguard assets against unauthorized use or disposition, ensure the maintenance of proper accounting records for the provision of reliable financial information for internal use or publication, and ensure compliance with relevant legislation and regulations. The system is designed to provide reasonable, but not absolute, assurance against material misstatement or loss and to manage rather than eliminate risks of failure in operational systems and achievement of the Group's objectives.</p> <ul style="list-style-type: none"> <li>• Senior management adopts a hands-on approach to the operations of the business and delegation of authority is limited.</li> <li>• Detailed operational and financial budgets are prepared and reviewed by the responsible Directors prior to being adopted.</li> </ul>



## CORPORATE GOVERNANCE REPORT

Code Ref.	Code Provisions	Compliance	Corporate Governance Practices adopted by the Group
			<ul style="list-style-type: none"> <li>• Robust controls are in place for the recording of complete, accurate and timely accounting and management information. Comprehensive monthly management accounts are prepared, reviewed with, and distributed to appropriate senior managers. In addition, monthly operational review meetings are held, usually on location at the various operating plants. The Chairman and the Group Managing Director play leading roles in these meetings.</li> <li>• The Head of Internal Audit has direct access to the Chairman of the Audit Committee. The work plan of the Internal Audit Department focuses on those areas of the Group's activities with the greatest perceived risk and the plan is reviewed and approved by the Audit Committee. The results of internal audit reviews and corresponding remedial actions taken are reported to the Executive Directors and Audit Committee periodically.</li> </ul>
C.3	<p><b>Audit Committee</b> <i>Code Principle</i></p> <p>The board should establish formal and transparent arrangements for considering how it applies the financial reporting and internal controls principles and for maintaining an appropriate relationship with the company's auditors. The audit committee should have clear terms of reference.</p>		
C.3.1	<ul style="list-style-type: none"> <li>• Minutes should be kept by a duly appointed secretary and sent to all committee members within a reasonable time.</li> </ul>	✓	<ul style="list-style-type: none"> <li>• Minutes are prepared by the Company Secretary and sent to members of the Audit Committee within 14 days of each meeting.</li> </ul>
C.3.2	<ul style="list-style-type: none"> <li>• A former partner of existing auditing firm shall not act as a member of the committee for 1 year after he ceases to be a partner of or to have any financial interest in the firm, whichever is the later.</li> </ul>	✓	<ul style="list-style-type: none"> <li>• No member of the Audit Committee is a partner of or has financial interest in the existing auditing firm of the Company.</li> </ul>

## CORPORATE GOVERNANCE REPORT

Code Ref.	Code Provisions	Compliance	Corporate Governance Practices adopted by the Group												
C.3.3 and C.3.4	<ul style="list-style-type: none"> <li>• The terms of reference of the audit committee should include:                             <ul style="list-style-type: none"> <li>– relationship with the external auditors</li> <li>– review of financial information</li> <li>– oversight of the financial reporting system and internal control procedures</li> </ul> </li> <li>• The audit committee should make available its terms of reference, explaining its role and the authority delegated to it by the board.</li> </ul>		<ul style="list-style-type: none"> <li>• The Company established an audit committee in 1998 and all its members are Independent Non-executive Directors.</li> <li>• The terms of reference of the Audit Committee follow closely the requirements of the Code Provisions that have been adopted by the Board and are available for review on the Company's website.</li> <li>• Under its terms of reference, the Committee oversees the Group's financial reporting process; it also reviews the Group's internal controls and risk management system, approves the scope of work of the internal audit department and oversees the relationship with the external auditors.</li> <li>• The Audit Committee currently consists of the following members and two meetings have been held during the year. Details of committee members' attendance records are set out below:–                             <table border="0" style="margin-left: 20px;"> <thead> <tr> <th style="text-align: left;"><u>Independent Non-executive Directors</u></th> <th style="text-align: right;"><u>Attendance</u></th> </tr> </thead> <tbody> <tr> <td>Chow Yu Chun, Alexander (Chairman)</td> <td style="text-align: right;">2/2</td> </tr> <tr> <td>Leung Churk Yin, Jeanny</td> <td style="text-align: right;">2/2</td> </tr> <tr> <td>Marvin Bienenfeld</td> <td style="text-align: right;">1/2</td> </tr> <tr> <td>Leung Ying Wah, Lambert</td> <td style="text-align: right;">1/2</td> </tr> <tr> <td>Lin Sun Mo, Willy</td> <td style="text-align: right;">2/2</td> </tr> </tbody> </table> </li> </ul>	<u>Independent Non-executive Directors</u>	<u>Attendance</u>	Chow Yu Chun, Alexander (Chairman)	2/2	Leung Churk Yin, Jeanny	2/2	Marvin Bienenfeld	1/2	Leung Ying Wah, Lambert	1/2	Lin Sun Mo, Willy	2/2
<u>Independent Non-executive Directors</u>	<u>Attendance</u>														
Chow Yu Chun, Alexander (Chairman)	2/2														
Leung Churk Yin, Jeanny	2/2														
Marvin Bienenfeld	1/2														
Leung Ying Wah, Lambert	1/2														
Lin Sun Mo, Willy	2/2														

## CORPORATE GOVERNANCE REPORT

Code Ref.	Code Provisions	Compliance	Corporate Governance Practices adopted by the Group
			<ul style="list-style-type: none"> <li>• The principal work performed by the committee during the year included:-               <ul style="list-style-type: none"> <li>- review of the Company's financial statements for the year ended 30 June 2009 and for the six months ended 31 December 2009 and recommending such financial statements to the Board for their approval and adoption;</li> <li>- discussions with the external auditors and reporting to the Board any significant matters arising from the interim/annual audit;</li> <li>- review of the audit reports submitted by Internal Audit regarding the systems of internal control and risk management;</li> <li>- review and approval of the audit planning</li> </ul> </li> </ul> <p>The Committee was satisfied as to the overall effectiveness of the internal controls and risk management process during the year under review.</p> <p>During the year, the independent non-executive directors of the Company had conducted reviews on the Company's connected transactions.</p>
C.3.5	<ul style="list-style-type: none"> <li>• If Audit Committee disagrees with the Board's view on the selection, appointment, resignation or dismissal of external auditors, a statement from the audit committee explaining its recommendation and reason for such disagreement should be included in the Corporate Governance Report.</li> </ul>		<ul style="list-style-type: none"> <li>• The Audit Committee recommended to the Board that, subject to shareholders' approval at the forthcoming Annual General Meeting, Deloitte Touche Tohmatsu be re-appointed as the external auditors for the fiscal year 2011.</li> <li>• For the year ended 30 June 2010, the external auditors received HK\$2,559,000 for audit services and HK\$381,000 for non-audit services.</li> </ul>
C.3.6	<ul style="list-style-type: none"> <li>• The audit committee should be provided with sufficient resources to discharge its duties.</li> </ul>		<ul style="list-style-type: none"> <li>• Independent professional advice will be brought to supplement internal resources where appropriate.</li> </ul>

# CORPORATE GOVERNANCE REPORT


Code Ref.	Code Provisions	Compliance	Corporate Governance Practices adopted by the Group
<i>Recommended Best Practices</i>			
C.3.7	<ul style="list-style-type: none"> <li>Terms of reference should include:                             <ul style="list-style-type: none"> <li>– review of arrangements by which employees may, in confidence, raise concerns about possible improprieties in financial reporting, internal controls or other matters.</li> <li>– to act as the key representative body for overseeing the issuer’s relation with the external auditor.</li> </ul> </li> </ul>	✓	<ul style="list-style-type: none"> <li>The Code of Conduct adopted by the Group provides for direct consultation with the Chairman or Group Managing Director on uncertain legal or ethical issues.</li> <li>The Audit Committee oversees the relationship with the external auditors.</li> </ul>
D	<b>DELEGATION BY THE BOARD</b>		
D.1	<b>Management Functions</b> <i>Code Principle</i> An issuer should have a formal schedule of matters specifically reserved to the board for its decision. The board should give clear directions to management as to the matters that must be approved by the board before decisions are made on behalf of the issuer.		
D.1.1 and D.1.2	<ul style="list-style-type: none"> <li>Board must give clear directions as to the powers of management, including circumstances where management should obtain prior approval from the board before making decisions or entering into any commitments on behalf of the issuer.</li> <li>Formalize the functions reserved to the board and those delegated to management; and review those arrangements on a periodic basis to ensure that they remain appropriate to the needs of the company.</li> </ul>	✓	<ul style="list-style-type: none"> <li>The daily management, operation and administration functions of the Company are delegated to management. The reporting system is designed to ensure that significant issues are reported to the Board on a regular basis.</li> <li>There is a defined schedule of matters reserved for full Board approval, including:                             <ul style="list-style-type: none"> <li>– long-term objectives and strategies;</li> <li>– audited financial statements and associated materials; review and approve interim and final results announcements and quarterly operational updates; convening general meetings;</li> <li>– recommendations as to dividend;</li> <li>– appointment, removal or re-designation of Directors;</li> </ul> </li> </ul>

## CORPORATE GOVERNANCE REPORT

Code Ref.	Code Provisions	Compliance	Corporate Governance Practices adopted by the Group
			<ul style="list-style-type: none"> <li>- remuneration of Non-executive Directors and changes in terms and conditions of employment of Executive Directors;</li> <li>- material connected transactions;</li> <li>- material acquisitions, disposals or joint-venture arrangements;</li> <li>- material raising of external finance;</li> <li>- appointment and removal of external auditors;</li> <li>- matters involving a conflict of interest for a substantial shareholder or Director;</li> <li>- Create, issue, purchase, redeem or otherwise reorganize the Company's share capital</li> </ul>
<b><i>Recommended Best Practices</i></b>			
D.1.3	<ul style="list-style-type: none"> <li>• An issuer should disclose the division of responsibility between the board and management.</li> </ul>	✓	<ul style="list-style-type: none"> <li>• As set out in D.1.1 and D.1.2.</li> </ul>
D.1.4	<ul style="list-style-type: none"> <li>• Issuers should have formal letters of appointment for Directors setting out the key terms and conditions relative to their appointment.</li> </ul>	✓	<ul style="list-style-type: none"> <li>• A formal appointment letter setting out the key terms and conditions relative to their appointment will be prepared for each newly appointed Director.</li> </ul>
D.2	<p><b>Board Committees</b> <i>Code Principle</i> Board committees should be formed with specific written terms of reference that deal clearly with the committees' authority and duties.</p>		
D.2.1	<ul style="list-style-type: none"> <li>• Clear terms of reference to enable proper discharge of committees functions</li> </ul>	✓	<ul style="list-style-type: none"> <li>• Two Board Committees, Audit Committee and Compensation Committee have been established with clear and specific terms of reference.</li> </ul> <p>Please refer to B.1.1, C.3.3 and C.3.4 for details.</p>
D.2.2	<ul style="list-style-type: none"> <li>• The terms of reference should require committees to report their decisions and recommendations to the board</li> </ul>	✓	<ul style="list-style-type: none"> <li>• Each Board Committee reports to the Board after the relevant meeting.</li> </ul>

## CORPORATE GOVERNANCE REPORT

Code Ref.	Code Provisions	Compliance	Corporate Governance Practices adopted by the Group
E	<b>COMMUNICATION WITH SHAREHOLDERS</b>		
E.1	<b>Effective Communication</b>		
	<i>Code Principle</i>		
	The Board should endeavour to maintain an on-going dialogue with shareholders and in particular, use annual general meetings or other general meetings to communicate with shareholders and encourage their participation.		
E.1.1	<ul style="list-style-type: none"> <li>A separate resolution be proposed by the chairman for each substantially separate issue.</li> </ul>	✓	<ul style="list-style-type: none"> <li>Separate resolutions are proposed at the general meeting on each substantially separate issue, including the election of individual Directors.</li> </ul>
E.1.2	<ul style="list-style-type: none"> <li>The chairman of the board should attend the annual general meeting and arrange for the chairman of the audit, remuneration and nomination committees (as appropriate) or in the absence of the chairman of such committees, another member of the committee to be available to answer questions at the annual general meeting.</li> <li>The chairman of the independent board committee (if any) should also be available to answer questions at any general meeting to approve a connected transaction or any other transaction that is subject to independent shareholders' approval.</li> </ul>	✓	<ul style="list-style-type: none"> <li>The Chairman of the Board chaired the 2009 annual general meeting held during the year and was available to answer questions from shareholders.</li> <li>The Chairman of the Audit Committee and two other independent non-executive directors of the Company also attended the annual general meeting held during the year and were available to answer questions from shareholders.</li> <li>No special general meeting was held during the year.</li> </ul>

Code Ref.	Code Provisions	Compliance	Corporate Governance Practices adopted by the Group
E.2	<p><b>Voting by Poll</b></p> <p><i>Code Principle</i></p> <p>The issuer should ensure that shareholders are familiar with the detailed procedures for conducting a poll</p>		
E.2.1	<p>The chairman of a meeting should at the commencement of the meeting ensure that an explanation is provided of the detailed procedures for conducting a poll and then answer any questions from shareholders regarding voting by way of a poll.</p>		<ul style="list-style-type: none"> <li>The Chairman explains the detailed procedures for conducting a poll at the outset of the Annual General Meeting and any general meetings and answers questions from shareholders.</li> </ul>

## Business Integrity

Maintaining the highest professional and ethical standards is central to the Group’s core operating philosophy. The Group has formally adopted a Code of Conduct (the “Code”) addressing guiding principles governing conduct of Directors and senior employees. The Code is intended to establish minimum general standards of conduct encompassing the most common and sensitive areas in which the business operates.

In summary, executives of the Group are expected to:

- Conduct business of the Group in full compliance with both the letter and spirit of the Law and of the Code.
- Maintain the highest possible standards in the way we operate and the way we treat our employees in order to satisfy the expectations of both the business and social communities.
- Use confidential information properly.
- Recognize and avoid conflicts of interest.
- Protect the ownership of property of the Group, including information, products, rights and services.
- Conduct outside activities in a way which does not compromise the individual or the Group.

## Communications with the Investment Community

The Company is committed to maintaining a continuing open dialogue with institutional investors and analysts to facilitate understanding of the group’s management, financial position, operations, strategy and plans.

The Chairman and Chief Financial Officer have the prime responsibility for these activities, with the Chairman taking the lead in the period immediately following the interim and final results announcements.

Regular one-on-one meetings are held with the financial community which, in a number of instances, involve visits to production facilities.

The Company endeavours to be responsive to all media requests.



## DIRECTORS' REPORT

---

The Directors present their annual report and the audited consolidated financial statements of the Company and its subsidiaries (the "Group") for the year ended 30 June 2010.

### PRINCIPAL ACTIVITIES

The Company acts as an investment holding company. The principal activities of its subsidiaries are the design, manufacture and distribution of ladies' intimate apparel, principally brassieres.

The activities of its principal subsidiaries are set out in note 32 to the consolidated financial statements.

### RESULTS AND APPROPRIATIONS

The results of the Group for the year ended 30 June 2010 are set out in the consolidated income statement on page 44.

The Directors recommend the payment of a final dividend of HK\$0.025 (2009: HK\$0.025 per share) per share to shareholders whose names appear on the register of members of the Company on 4 November 2010.

### FIVE YEAR FINANCIAL SUMMARY

A summary of the results and of the assets and liabilities of the Group for the past five financial years is set out on page 96.

### PROPERTY, PLANT AND EQUIPMENT

During the year, the Group incurred expenditure, principally on its production facilities, totalling approximately HK\$19 million. Movements of property, plant and equipment of the Group during the year are set out in note 14 to the consolidated financial statements.

### SHARE CAPITAL

Details of movement in the share capital of the Company during the year are set out in note 27 to the consolidated financial statements.

### DIRECTORS

The Directors of the Company during the year and up to the date of this report were:

#### Executive Directors

Fung Wai Yiu *(Chairman)*  
Wong Chung Chong, Eddie *(Group Managing Director)*

#### Non-executive Directors

Lucas A.M. Laureys  
Herman Van de Velde

#### Independent Non-executive Directors

Marvin Bienenfeld  
Chow Yu Chun, Alexander  
Leung Churk Yin, Jeanny  
Leung Ying Wah, Lambert  
Lin Sun Mo, Willy

In accordance with bye-law 87(2) of the Company's Bye-laws, Mr. Lucas A.M. Laureys, Mr. Herman Van de Velde and Mr. Marvin Bienenfeld will retire by rotation and, being eligible, offer themselves for re-election at the forthcoming annual general meeting.

No director proposed for re-election at the forthcoming annual general meeting has a service contract with the Company or any of its subsidiaries which is not determinable by the Group within one year without payment of compensation other than statutory compensation.

The Non-executive Directors have not been appointed for a specific term but will be subject to retirement by rotation in accordance with the Company's Bye-laws.

The Company has received from each of the Independent Non-executive Directors an annual confirmation of his/her independence pursuant to Rule 3.13 of the Listing Rules of the Hong Kong Stock Exchange. The Company has assessed their independence and concluded that all the Independent Non-executive Directors are independent.

### BIOGRAPHICAL DETAILS OF DIRECTORS AND SENIOR MANAGEMENT

#### Executive Directors

**Fung Wai Yiu**, aged 63, is the Chairman of the Group. Mr. Fung has 43 years of experience in the apparel industry.

**Wong Chung Chong, Eddie**, aged 65, is the co-founder of the Group. Mr. Wong is the Group Managing Director and is responsible for the operations of the Group. Mr. Wong has over 44 years of experience in the brassiere trade.

#### Non-executive Directors

**Lucas A.M. Laureys**, aged 65, has been a Non-executive Director of the Company since September 2002. He is the President of Van de Velde N.V., the shares of which are listed on the Brussels Stock Exchange. Mr. Laureys has over 38 years of experience in the brassiere trade and specialises in marketing. Mr. Laureys holds a degree in Economics from the University of Ghent, a Master Degree in Marketing from the University of Leuven and a Master Degree in Business Administration from the University of Ghent Vlerick Business School. Mr. Laureys is a director of Lucas Laureys N.V. and a board member of European companies, namely Omega Pharma (a company listed on Euronext) and Delta Lloyd Bank N.V.

**Herman Van de Velde**, aged 56, has been a Non-executive Director of the Company since September 2002. He is the Managing Director of Van de Velde N.V., the shares of which are listed on the Brussels Stock Exchange. He is also an independent director of Lotus Bakeries N.V., a Belgian listed company. Mr. Van de Velde joined the brassiere industry in 1981 and is well versed in operating the brassiere business in Europe.

#### Independent Non-executive Directors

**Marvin Bienenfeld**, aged 78, was appointed as a Non-executive Director of the Company in August 1998 and then re-designated as an Independent Non-executive Director of the Company in September 2004. Mr. Bienenfeld was formerly the Chairman of Bestform Inc. and has over 50 years of experience in the ladies' intimate apparel industry in the United States of America.

**Chow Yu Chun, Alexander**, aged 63, has been an Independent Non-executive Director of the Company since February 1993. He is a fellow member of The Association of Chartered Certified Accountants ("ACCA") and a Certified Public Accountant ("CPA") of the Hong Kong Institute of Certified Public Accountants ("HKICPA"). He has over 33 years of experience in commercial, financial and investment management in Hong Kong and Mainland China. Mr. Chow is an executive director of New World China Land Limited and an independent non-executive director of Playmates Toys Limited, both of which are companies listed on the Hong Kong Stock Exchange. Mr. Chow had previously held directorship in New World Mobile Holdings Limited (now known as Vision Values Holdings Limited), Playmates Holdings Limited and Yu Ming Investments Limited (now known as SHK Hong Kong Industries Limited), all of which are companies listed on the Hong Kong Stock Exchange.

**Leung Churk Yin, Jeanny**, aged 45, was re-designated as an Independent Non-executive Director of the Company in September 2008. Prior to her re-designation, she had been an Executive Director of the Company since February 1998 and then re-designated as a Non-executive Director in April 1999. Ms. Leung is a seasoned investment banker with over 20 years of corporate finance experience in Hong Kong, Mainland China and Taiwan. She is also the Chief Executive Officer and an executive director of eSun Holdings Limited, and an executive director of Lai Sun Garment (International) Limited, Lai Sun Development Company Limited and Lai Fung Holdings Limited respectively, all of which are companies listed on the Hong Kong Stock Exchange.

**Leung Ying Wah, Lambert**, aged 63, has been an Independent Non-executive Director of the Company since May 2006. Mr. Leung is the Chief Executive Officer of a leading construction materials company. He is a fellow member of the ACCA, HKICPA and the Institute of Quarrying (UK). Mr. Leung is currently the Chairman of the Hong Kong Construction Materials Association and the Hong Kong Cement Association.

**Lin Sun Mo, Willy**, *SBS, MBE, JP*, aged 50, has been an Independent Non-executive Director of the Company since May 2006. He holds a Bachelor of Science degree from Babson College in the United States of America and is the Managing Director of Milo's Knitwear (International) Limited. Mr. Lin is also the Chairman of Board of Governors of the Prince Philip Dental Hospital, Hong Kong Export Credit Insurance Corporation Advisory Board, the Hong Kong Shippers' Council and Textile Council of Hong Kong. He is also the Deputy Chairman of Federation of Hong Kong Industries and a committee member of Council of the Chinese University of Hong Kong.

### Management and Senior Staff

**Michael John Austin**, aged 62, is the Chief Financial Officer and Company Secretary of the Group. Mr. Austin is a fellow member of the Institute of Chartered Accountants in England and Wales and a CPA of the HKICPA. He has over 29 years of diverse senior financial and general management experience in Hong Kong and internationally.

**Chan Chi Kwong (C. K. Chan)**, aged 63, is the Managing Director of Top Form Brassiere Mfg. Co., Limited overseeing the business operations of the Company. Mr. Chan has over 40 years of experience in apparel business and manufacturing management.

**Chan Man Ying, Vivian**, aged 35, is the Group Financial Controller. She is a CPA of the HKICPA and a fellow member of the ACCA. She joined the Group in 2004 and has 13 years of experience in accounting, auditing and financial management areas.

**Chen Fu Mei**, aged 63, is a Director of Shenzhen Top Form Underwear Co., Limited. Ms. Chen joined the Group in March 1993 and is responsible for the administration of the Group's companies in Mainland China.

## DIRECTORS' REPORT

---

**Wan Ho Yau, David**, aged 52, is a Director of Grand Gain Industrial Limited, a subsidiary of the Company, producing foam pads and accessories for brassiere manufacturing. Mr. Wan joined the Group in 1994. He holds degrees in Computer Science and Business Administration from York University, Toronto, Canada.

**Wong Chor Wai**, aged 42, joined the Group in 1989 and is a Director of Top Form Brassiere Mfg. Co., Limited. Mr. Wong holds a Bachelor degree in Science from The University of Hong Kong.

**Wong Hei Yin, Henry**, aged 47, is a Director and the General Manager of Charming Elastic Fabric Company Limited, a subsidiary of the Company, producing elastic tapes. Mr. Wong holds a Bachelor degree in Accounting from Lamer University, the United States of America.

**Wong Kai Chi, Kenneth**, aged 36, is the son of Mr. Wong Chung Chong, Eddie. He joined the Group in 1997 and is a Director of Top Form Brassiere Mfg. Co., Limited. Mr. Wong is responsible for the Group's Sales and Marketing and Product Development activities. Mr. Wong holds a Bachelor degree in Marketing and Operations Management from School of Management, Boston University, the United States of America and a Master degree in International Business from Asian Institute of Technology, Thailand.

**Wong Kai Chung, Kevin**, aged 34, CFA, is the son of Mr. Wong Chung Chong, Eddie. He joined the Group in 2001 and is responsible for the Group's Corporate Development. Mr. Wong is a Director of Grand Gain Industrial Limited, a subsidiary of the Company, producing foam pads and accessories for brassiere manufacturing. He graduated from Colby College, the United States of America majoring in Economics in 1998.

**Tsui Yan Yan, Suzanne**, is the Group Human Resources and Administration Manager. Ms. Tsui holds a Bachelor degree majoring in Psychology from Glasgow Caledonian University, the United Kingdom and a Master degree from the University of Hong Kong. She obtained her Juris Doctor degree in law from the Chinese University of Hong Kong.

## CONNECTED TRANSACTIONS

The Group has been for the past 28 years conducting transactions with Van de Velde N.V. ("VdV") by supplying ladies' intimate apparel to VdV. VdV is a connected person of the Company by virtue of its being a substantial shareholder of the Company and Mr. Lucas A.M. Laureys and Mr. Herman Van de Velde, the President and the Managing Director of VdV respectively, are Non-executive Directors of the Company. All transactions between VdV and the Group would constitute continuing connected transactions ("Continuing Connected Transactions") pursuant to the Listing Rules of the Hong Kong Stock Exchange. Accordingly, a master agreement dated 18 September 2005 (the "Master Agreement") had been entered into between VdV and the Company to govern the Continuing Connected Transactions and to set annual caps for the Continuing Connected Transactions in respect of the three financial years ended 30 June 2008.

On 18 June 2008, the Company had entered into a renewal agreement (the "Renewal Agreement") with VdV to renew the Master Agreement for further three years up to the financial year ending 30 June 2011 regarding the sale of ladies' intimate apparel to VdV.

An announcement dated 18 June 2008 and a circular dated 4 July 2008 regarding the Continuing Connected Transactions contemplated under the Renewal Agreement and the annual caps for the respective financial years 2009, 2010 and 2011 had been duly published and despatched to shareholders and approval had been obtained from independent shareholders of the Company on 23 July 2008.

Details of the Continuing Connected Transactions conducted during the year were set out below:

Name of the Connected Person	Nature of the Continuing Connected Transactions	Amount HK\$'000
VdV	Sales of ladies' intimate apparel by the Group to VdV	<u>51,666</u>

Pursuant to Rule 14A.37 of the Listing Rules of the Hong Kong Stock Exchange, the Independent Non-executive Directors of the Company have conducted an annual review and confirmed to the Board that during the year the Continuing Connected Transactions have been entered into:

1. in the ordinary and usual course of business of the Group;
2. on normal commercial terms or on terms no less favourable to the Company than terms available to or from independent third parties; and
3. in accordance with the terms of the relevant agreement governing such transactions that are fair and reasonable and in the interests of the shareholders of the Company as a whole.

Pursuant to Rule 14A.38 of the Listing Rules of the Hong Kong Stock Exchange, the Board of Directors engaged the auditor of the Company to perform certain agreed upon procedures in respect of the Continuing Connected Transactions of the Group. The auditor has reported the factual findings on these procedures to the Board of Directors.

### DIRECTORS' INTERESTS IN CONTRACTS

Other than the Continuing Connected Transactions as disclosed under the section headed "Connected Transactions" above, there were no contracts of significance to which the Company or any of its subsidiaries was a party and in which any one of the Directors of the Company had a material interest, whether directly or indirectly, subsisting at the end of the year or at any time during the year.

### DIRECTORS' INTERESTS IN COMPETING BUSINESS

During the year, the following Directors were considered to have interests in the following business, which compete or is likely to compete, either directly or indirectly, with the business of the Group as required to be disclosed pursuant to Rule 8.10 of the Listing Rules:

Mr. Lucas A.M. Laureys, the President of VdV, has an indirect interest of 56.26% in VdV whose principal business activity is the manufacture and marketing of luxury lingerie. The Board considers that the business of VdV may indirectly compete with the business of the Group.

Mr. Herman Van de Velde, the Managing Director of VdV, has an indirect interest of 56.26% in VdV whose principal business activity is the manufacture and marketing of luxury lingerie. The Board considers the business of VdV may indirectly compete with the business of the Group.

Save as disclosed above, none of the Directors during the year has any interest in businesses which compete or may compete with the business of the Group, or have or may have any other conflicts of interest with the Group.

### SHARE OPTIONS

Particulars of the Company's share option scheme are set out in note 28 to the consolidated financial statements.

## DIRECTORS' INTERESTS

As at 30 June 2010, the interests and short positions of the Directors in the shares, underlying shares and debentures of the Company or its associated corporations within the meaning of Part XV of the Securities and Futures Ordinance ("SFO"), which were notified to the Company and the Hong Kong Stock Exchange pursuant to Divisions 7 and 8 of Part XV of the SFO (including interests and short positions which they have taken or deemed to have under such provisions of the SFO), or which were required to enter in the register maintained by the Company pursuant to Section 352 of the SFO, or as otherwise notified to the Company and the Hong Kong Stock Exchange pursuant to the Model Code for Securities Transactions by Directors of Listed Issuers, were as follows:

### Long positions:

#### *Ordinary shares of HK\$0.10 each of the Company*

Name of Director	Capacity	Number of issued ordinary shares held	Percentage of the issued share capital of the Company
Fung Wai Yiu	Beneficial owner and interests held by spouse and trust ( <i>note 1</i> )	43,308,521	4.03%
Wong Chung Chong, Eddie	Beneficial owner and interests held by spouse and trust ( <i>note 2</i> )	195,272,118	18.16%
Marvin Bienenfeld	Beneficial owner	870,521	0.08%
Chow Yu Chun, Alexander	Beneficial owner	3,400,521	0.32%
Leung Churk Yin, Jeanny	Beneficial owner	70,521	0.01%
Leung Ying Wah, Lambert	Beneficial owner	400,000	0.04%
Lucas A.M. Laureys	Interests held by a controlled corporation ( <i>note 3</i> )	250,599,544	23.31%
Herman Van de Velde	Interests held by a controlled corporation ( <i>note 3</i> )	250,599,544	23.31%

#### *Notes:*

- 2,126,521 shares were beneficially owned by Mr. Fung Wai Yiu ("Mr. Fung") whereas 216,000 shares were held by the spouse of Mr. Fung. 40,966,000 shares were registered in the name of Fung On Holdings Limited ("Fung On") or its nominee. The shares of Fung On were held by a family trust of which Mr. Fung and his family were eligible beneficiaries.
- 18,580,521 shares were beneficially owned by Mr. Wong Chung Chong, Eddie ("Mr. Wong") or his nominees whereas 1,100,000 shares were held by the spouse of Mr. Wong and 175,591,597 shares were registered in the name of High Union Holdings Inc., the trustee of a unit trust whereas the unit trust was held by a family trust of which the family members of Mr. Wong were eligible beneficiaries.
- The shares were registered in the name of VdV of which Mr. Lucas A.M. Laureys and Mr. Herman Van de Velde were the controlling shareholders indirectly holding 56.26% of its equity interest.



## DIRECTORS' REPORT

---

Certain nominee shares in the Company's subsidiaries were held by Mr. Wong in trust for the Company's subsidiaries as at 30 June 2010.

Save as disclosed above, none of the Directors or his/her associates had any interests or short positions in any shares, underlying shares or debentures of the Company or any of its associated corporations.

### SUBSTANTIAL SHAREHOLDERS' INTERESTS

As at 30 June 2010, the register of substantial shareholders maintained by the Company pursuant to Section 336 of the SFO and as far as was known to the Directors of the Company, persons (other than the Directors) who had interests or short positions in the shares or underlying shares of the Company which would fall to be disclosed to the Company under the provisions of Divisions 2 and 3 of Part XV of the SFO were as follows:

#### Long positions:

##### *Ordinary shares of HK\$0.10 each of the Company*

Name of shareholder	Capacity	Number of issued ordinary shares held	Percentage of the issued share capital of the Company
VdV	Beneficial owner	250,599,544	23.31%
High Union Holdings Inc.	Beneficial owner	175,591,597	16.33%
V.F. Corporation	Beneficial owner	106,000,000	9.86%

### PURCHASE, SALE OR REDEMPTION OF THE COMPANY'S LISTED SECURITIES

Neither the Company nor any of its subsidiaries has purchased, sold or redeemed any of the Company's shares during the year ended 30 June 2010.

### PRE-EMPTIVE RIGHTS

There are no provisions for pre-emptive rights under the Company's Bye-laws although there are no restrictions against such rights under the laws in Bermuda which would oblige the Company to offer new shares on a pro-rata basis to existing shareholders.

## MAJOR CUSTOMERS AND SUPPLIERS

The respective percentages of the Group's purchases from major suppliers and revenue attributable to major customers for the year ended 30 June 2010 were as follows:

Percentage of purchases attributable to the Group's largest supplier	6%
Percentage of purchases attributable to the Group's five largest suppliers	22%
Percentage of revenue attributable to the Group's largest customer	42%
Percentage of revenue attributable to the Group's five largest customers	81%

During the year, none of the Directors nor their associates have an interest in any of the Group's five largest customers.

## CHARITABLE DONATION

During the year, the Group made charitable donations amounting to HK\$179,000.

## EMOLUMENT POLICY

As at 30 June 2010, the Group has employed approximately 10,675 employees (30 June 2009: approximately 10,692 employees).

The remuneration policy and package of the Group's employees are structured by reference to market terms and statutory requirements as appropriate. The Group also provides other staff benefits such as medical insurance, mandatory provident fund contributions and a share option scheme to its employees.

Details of remuneration of Directors on an individual basis are disclosed in this report. A significant proportion of the compensation of the Executive Directors is based on individual performance and the financial performance of the Group. The compensation policy for Non-executive Directors is to ensure that they are sufficiently but not excessively compensated for their efforts and time dedicated to the Group.

The Group established a Compensation Committee in 2001 and its functions and duties are, inter alia, to review and recommend to the Board the overall remuneration policy of the Group as well as the remuneration packages for Executive Directors.

## RETIREMENT BENEFIT SCHEMES

Information on the Group's retirement benefit schemes is set out in note 24 to the consolidated financial statements.

## DIRECTORS' REPORT

---

### SUFFICIENCY OF PUBLIC FLOAT

Based on the information that is publicly available to the Company and within the knowledge of the Directors, the Company has maintained sufficient public float throughout the year ended 30 June 2010 as required under the Listing Rules of the Hong Kong Stock Exchange.

### CORPORATE GOVERNANCE

The Company is committed to maintaining high standards of corporate governance practices and has throughout the year, except for the deviations stated and explained in the Corporate Governance Report set out on pages 6 to 31 of this report, complied with the Code Provisions of the Code on Corporate Governance Practices as set out in Appendix 14 to the Listing Rules of the Hong Kong Stock Exchange.

### MODEL CODE

The Company has adopted the Model Code for Securities Transactions by Directors of Listed Issuers ("Model Code") as set out in Appendix 10 to the Listing Rules of the Hong Kong Stock Exchange as its own code for dealing in securities of the Company by Directors. Based on specific enquiry of all its Directors, the Company considers that the Directors complied with the required standards set out in the Model Code throughout the year under review.

### AUDITOR

A resolution will be proposed at the forthcoming annual general meeting to re-appoint Messrs. Deloitte Touche Tohmatsu as the auditor of the Company.

On behalf of the Board

**Fung Wai Yiu**  
*Chairman*

Hong Kong  
17 September 2010

**Deloitte.**

**德勤**

TO THE SHAREHOLDERS OF TOP FORM INTERNATIONAL LIMITED

黛麗斯國際有限公司

*(incorporated in Bermuda with limited liability)*

We have audited the consolidated financial statements of Top Form International Limited (the "Company") and its subsidiaries (collectively referred to as the "Group") set out on pages 44 to 95, which comprise the consolidated balance sheet as at 30 June 2010, and the consolidated income statement, consolidated statement of comprehensive income, the consolidated statement of changes in equity and the consolidated statement of cash flows for the year then ended, and a summary of significant accounting policies and other explanatory notes.

## **DIRECTORS' RESPONSIBILITY FOR THE CONSOLIDATED FINANCIAL STATEMENTS**

The directors of the Company are responsible for the preparation and the true and fair presentation of these consolidated financial statements in accordance with Hong Kong Financial Reporting Standards issued by the Hong Kong Institute of Certified Public Accountants and the disclosure requirements of the Hong Kong Companies Ordinance. This responsibility includes designing, implementing and maintaining internal control relevant to the preparation and the true and fair presentation of the consolidated financial statements that are free from material misstatement, whether due to fraud or error; selecting and applying appropriate accounting policies; and making accounting estimates that are reasonable in the circumstances.

## **AUDITOR'S RESPONSIBILITY**

Our responsibility is to express an opinion on these consolidated financial statements based on our audit and to report our opinion solely to you, as a body, in accordance with Section 90 of the Bermuda Companies Act and for no other purpose. We do not assume responsibility towards or accept liability to any other person for the contents of this report. We conducted our audit in accordance with Hong Kong Standards on Auditing issued by the Hong Kong Institute of Certified Public Accountants. Those standards require that we comply with ethical requirements and plan and perform the audit to obtain reasonable assurance as to whether the consolidated financial statements are free from material misstatement.

An audit involves performing procedures to obtain audit evidence about the amounts and disclosures in the consolidated financial statements. The procedures selected depend on the auditor's judgment, including the assessment of the risks of material misstatement of the consolidated financial statements, whether due to fraud or error. In making those risk assessments, the auditor considers internal control relevant to the entity's preparation and true and fair presentation of the consolidated financial statements in order to design audit procedures that are appropriate in the circumstances, but not for the purpose of expressing an opinion on the effectiveness of the entity's internal control. An audit also includes evaluating the appropriateness of accounting policies used and the reasonableness of accounting estimates made by the directors, as well as evaluating the overall presentation of the consolidated financial statements.

We believe that the audit evidence we have obtained is sufficient and appropriate to provide a basis for our audit opinion.

## **OPINION**

In our opinion, the consolidated financial statements give a true and fair view of the state of affairs of the Group as at 30 June 2010 and of the Group's profit and cash flows for the year then ended in accordance with Hong Kong Financial Reporting Standards and have been properly prepared in accordance with the disclosure requirements of the Hong Kong Companies Ordinance.

**Deloitte Touche Tohmatsu**  
*Certified Public Accountants*  
Hong Kong  
17 September 2010

## CONSOLIDATED INCOME STATEMENT

For the year ended 30 June 2010

	NOTES	2010 HK\$'000	2009 HK\$'000
Revenue	5	1,342,480	1,370,026
Cost of sales		<u>(1,048,518)</u>	<u>(1,100,833)</u>
Gross profit		293,962	269,193
Other income and gains		4,799	9,410
Selling and distribution expenses		(37,883)	(48,676)
General and administrative expenses		(173,332)	(181,426)
Impairment losses and other costs	6	–	(25,308)
Other expenses	7	–	(9,219)
Finance costs	8	<u>(27)</u>	<u>(137)</u>
Profit before taxation	9	87,519	13,837
Income tax expense	11	<u>(33,835)</u>	<u>(27,787)</u>
Profit (loss) for the year		<u><u>53,684</u></u>	<u><u>(13,950)</u></u>
Attributable to:			
Owners of the Company		46,823	(12,605)
Non-controlling interests		<u>6,861</u>	<u>(1,345)</u>
		<u><u>53,684</u></u>	<u><u>(13,950)</u></u>
Earnings (loss) per share	13		
Basic		<u><u>4.4 cents</u></u>	<u><u>(1.2 cents)</u></u>

## CONSOLIDATED STATEMENT OF COMPREHENSIVE INCOME

*For the year ended 30 June 2010*

	2010 HK\$'000	2009 HK\$'000
Profit (loss) for the year	<u>53,684</u>	<u>(13,950)</u>
<b>Other comprehensive income (loss)</b>		
Exchange differences arising on translation of foreign operations	<u>1,337</u>	<u>(53)</u>
Total comprehensive income (loss) for the year	<u>55,021</u>	<u>(14,003)</u>
Total comprehensive income (loss) attributable to:		
Owners of the Company	47,956	(12,640)
Non-controlling interests	<u>7,065</u>	<u>(1,363)</u>
	<u>55,021</u>	<u>(14,003)</u>

# CONSOLIDATED BALANCE SHEET

At 30 June 2010

	NOTES	2010 HK\$'000	2009 HK\$'000
<b>Non-current assets</b>			
Property, plant and equipment	14	139,224	148,644
Prepaid lease payments	15	1,815	1,861
Prepaid rental payments	16	7,410	5,144
Interest in an associate	17	–	–
Deferred tax asset	25	1,152	2,401
		<u>149,601</u>	<u>158,050</u>
<b>Current assets</b>			
Inventories	18	225,085	162,920
Debtors and other receivables	19	159,743	150,477
Bills receivable	20	29,676	20,489
Prepaid lease payments	15	48	104
Tax recoverable		9,366	9,769
Tax reserve certificates	11	77,920	3,520
Bank balances and cash	20	220,646	318,314
		<u>722,484</u>	<u>665,593</u>
<b>Current liabilities</b>			
Creditors and accrued charges	21	132,779	124,158
Taxation		149,267	121,508
Bank borrowings and other liabilities			
– due within one year	22	828	604
Obligations under finance leases			
– due within one year	23	131	124
		<u>283,005</u>	<u>246,394</u>
<b>Net current assets</b>		<u>439,479</u>	<u>419,199</u>
<b>Total assets less current liabilities</b>		<u>589,080</u>	<u>577,249</u>
<b>Non-current liabilities</b>			
Obligations under finance leases			
– due after one year	23	11	135
Retirement benefit obligations	24	10,305	10,089
Deferred tax liabilities	25	4,216	4,175
		<u>14,532</u>	<u>14,399</u>
		<u>574,548</u>	<u>562,850</u>

## CONSOLIDATED BALANCE SHEET

At 30 June 2010

	NOTES	2010 HK\$'000	2009 HK\$'000
<b>Capital and reserves</b>			
Share capital	27	107,519	107,519
Reserves		443,207	438,259
Equity attributable to owners of the Company		550,726	545,778
Non-controlling interests		23,822	17,072
		<u>574,548</u>	<u>562,850</u>

The consolidated financial statements on pages 44 to 95 were approved and authorised for issue by the Board of Directors on 17 September 2010 and are signed on its behalf by:

**Fung Wai Yiu**  
*Chairman*

**Wong Chung Chong, Eddie**  
*Group Managing Director*



## CONSOLIDATED STATEMENT OF CHANGES IN EQUITY

For the year ended 30 June 2010

	Attributable to owners of the Company						Total	Non-controlling interests	Total
	Share capital	Share premium	Capital redemption reserve	Special reserve (note)	Translation reserve	Retained profits			
	HK\$'000	HK\$'000	HK\$'000	HK\$'000	HK\$'000	HK\$'000			
At 1 July 2008	107,519	1,499	233	7,139	14,350	427,678	558,418	18,435	576,853
Exchange difference arising on translation of overseas operations	-	-	-	-	(35)	-	(35)	(18)	(53)
Loss for the year	-	-	-	-	-	(12,605)	(12,605)	(1,345)	(13,950)
Total comprehensive loss for the year	-	-	-	-	(35)	(12,605)	(12,640)	(1,363)	(14,003)
At 30 June 2009	107,519	1,499	233	7,139	14,315	415,073	545,778	17,072	562,850
Exchange difference arising on translation of overseas operations	-	-	-	-	1,133	-	1,133	204	1,337
Profit for the year	-	-	-	-	-	46,823	46,823	6,861	53,684
Total comprehensive income for the year	-	-	-	-	1,133	46,823	47,956	7,065	55,021
Dividend paid to non-controlling interests of a subsidiary	-	-	-	-	-	-	-	(315)	(315)
Dividends recognised as distribution (note 12)	-	-	-	-	-	(43,008)	(43,008)	-	(43,008)
At 30 June 2010	107,519	1,499	233	7,139	15,448	418,888	550,726	23,822	574,548

Note: Special reserve represents the difference between the nominal amount of the share capital issued by the Company and the aggregate of the nominal amount of share capital of the companies forming the Group, pursuant to the group reorganisation in 1991.

## CONSOLIDATED STATEMENT OF CASH FLOWS

*For the year ended 30 June 2010*

	2010 HK\$'000	2009 HK\$'000
<b>Operating activities</b>		
Profit before taxation	87,519	13,837
Adjustments for:		
(Reversal) provision of long service payments	(691)	3,984
Increase in defined benefit obligation	762	645
Allowance for obsolete inventories	717	9,956
Interest income	(543)	(2,309)
Finance costs	27	137
Depreciation of property, plant and equipment	29,897	28,009
Release of prepaid lease payments	102	112
(Gain) loss on disposal of property, plant and equipment	(11)	2,046
Impairment loss recognised in respect of property, plant and equipment	–	9,271
Operating cash flows before movements in working capital	117,779	65,688
(Increase) decrease in prepaid rental payments	(2,001)	888
(Increase) decrease in inventories	(62,664)	57,232
(Increase) decrease in debtors and other receivables	(8,823)	38,743
Increase in bills receivable	(9,187)	(4,234)
Increase (decrease) in creditors and accrued charges	8,000	(9,326)
Decrease in provision of long service payments	(45)	(93)
Cash generated from operations	43,059	148,898
Purchase of tax reserve certificates	(74,400)	(3,520)
Hong Kong Profits Tax refund (paid)	30	(16,546)
Taxation paid in other jurisdictions	(4,412)	(3,205)
<b>Net cash (used in) from operating activities</b>	<b>(35,723)</b>	<b>125,627</b>
<b>Investing activities</b>		
Purchase of property, plant and equipment	(19,264)	(17,204)
Interest income	543	2,309
Proceeds on disposal of property, plant and equipment	85	346
<b>Net cash used in investing activities</b>	<b>(18,636)</b>	<b>(14,549)</b>

## CONSOLIDATED STATEMENT OF CASH FLOWS

For the year ended 30 June 2010

	2010 HK\$'000	2009 HK\$'000
<b>Financing activities</b>		
Dividends paid	(43,008)	–
Proceeds from (repayment of) bank borrowings and other liabilities	224	(4,437)
Dividend paid to non-controlling interests of a subsidiary	(315)	–
Repayment of obligations under finance leases	(130)	(164)
Finance lease charges paid	(18)	(21)
Interest paid	(9)	(116)
<b>Net cash used in financing activities</b>	<u>(43,256)</u>	<u>(4,738)</u>
<b>Net (decrease) increase in cash and cash equivalents</b>	<b>(97,615)</b>	<b>106,340</b>
<b>Cash and cash equivalents at beginning of the year</b>	<b>318,314</b>	<b>211,659</b>
<b>Effect of foreign exchange rate changes</b>	<u>(53)</u>	<u>315</u>
<b>Cash and cash equivalents at end of the year, represented by bank balances and cash</b>	<u><b>220,646</b></u>	<u><b>318,314</b></u>

# NOTES TO THE CONSOLIDATED FINANCIAL STATEMENTS

*For the year ended 30 June 2010*

## 1. GENERAL

The Company is incorporated in Bermuda as an exempted company with limited liability and its shares are listed on The Stock Exchange of Hong Kong Limited (the "Hong Kong Stock Exchange"). The addresses of the registered office and principal place of business of the Company are disclosed in the section of corporate information of the annual report.

The consolidated financial statements are presented in Hong Kong dollars, which is different from the functional currency of the Company, being United States dollars ("USD"). As the Company is a public company with shares listed on the Hong Kong Stock Exchange and most of its investors located in Hong Kong, the directors consider that Hong Kong dollars is preferable in presenting the operating result and financial position of the Group.

The Company is an investment holding company. Its principal subsidiaries are engaged in the design, manufacture and distribution of ladies' intimate apparel, principally brassieres.

## 2. APPLICATION OF NEW AND REVISED HONG KONG FINANCIAL REPORTING STANDARDS ("HKFRSs")

In the current year, the Group has applied the following new and revised Standards, Amendments and Interpretations ("new and revised HKFRSs") issued by the Hong Kong Institute of Certified Public Accountants ("HKICPA").

HKFRSs (Amendments)	Improvements to HKFRSs issued in 2008
HKFRSs (Amendments)	Improvements to HKFRSs issued in 2009 in relation to the amendment to HKFRS 2, HKAS 38, paragraph 80 of HKAS 39, HK(IFRIC) – Int 9 and HK(IFRIC) – Int 16
HKAS 1 (Revised 2007)	Presentation of Financial Statements
HKAS 23 (Revised 2007)	Borrowing Costs
HKAS 27 (Revised)	Consolidated and Separate Financial Statements
HKAS 32 & 1 (Amendments)	Puttable Financial Instruments and Obligations Arising on Liquidation
HKAS 39 (Amendment)	Eligible Hedged Items
HKFRS 1 & HKAS 27 (Amendments)	Cost of an Investment in a Subsidiary, Jointly Controlled Entity or Associate
HKFRS 2 (Amendment)	Vesting Conditions and Cancellations
HKFRS 3 (Revised)	Business Combinations
HKFRS 7 (Amendment)	Improving Disclosures about Financial Instruments
HKFRS 8	Operating Segments
HK(IFRIC) – Int 9 & HKAS 39 (Amendments)	Embedded Derivatives
HK(IFRIC) – Int 15	Agreements for the Construction of Real Estate
HK(IFRIC) – Int 16	Hedges of a Net Investment in a Foreign Operation
HK(IFRIC) – Int 17	Distributions of Non-cash Assets to Owners
HK(IFRIC) – Int 18	Transfers of Assets from Customers

# NOTES TO THE CONSOLIDATED FINANCIAL STATEMENTS

---

For the year ended 30 June 2010

## 2. APPLICATION OF NEW AND REVISED HONG KONG FINANCIAL REPORTING STANDARDS (“HKFRSs”) – continued

Except as described below, the application of the new and revised HKFRSs had no material effect on the consolidated financial statements of the Group.

### HKAS 1 (Revised 2007) Presentation of Financial Statements

HKAS 1 (Revised 2007) has introduced terminology changes (including revised titles for the consolidated financial statements) and changes in the format and content of the consolidated financial statements.

### HKFRS 8 Operating Segments

HKFRS 8 is a disclosure standard that has not resulted in a redesignation of the Group’s reportable segments (see note 5).

### HKAS 23 (Revised 2007) Borrowing Costs

In previous years, the Group expensed all borrowing costs when they were incurred. HKAS 23 (Revised 2007) removes the option previously available to expense all borrowing costs when incurred. The adoption of HKAS 23 (Revised 2007) has resulted in the Group changing its accounting policy to capitalise all borrowing costs that were directly attributable to the acquisition, construction or production of a qualifying asset as part of the cost of the qualifying asset.

The application of HKAS 23 (Revised 2007) had no material effect on the consolidated financial statements of the Group.

### HKFRS 3 (Revised) Business Combinations

### HKAS 27 (Revised) Consolidated and Separate Financial Statements

The Group applies HKFRS 3 (Revised) *Business Combinations* prospectively to business combinations for which the acquisition date is on or after 1 January 2010. The requirements in HKAS 27 (Revised) *Consolidated and Separate Financial Statements* in relation to accounting for changes in ownership interests in a subsidiary after control is obtained and for loss of control of a subsidiary are also applied prospectively by the Group on or after 1 January 2010.

As there was no transaction during the current year in which HKFRS 3 (Revised) and HKAS 27 (Revised) are applicable, the application of HKFRS 3 (Revised), HKAS 27 (Revised) and the consequential amendments to other HKFRSs had no effect on the consolidated financial statements of the Group for the current or prior years.

Results of the Group in future periods may be affected by future transactions for which HKFRS 3 (Revised), HKAS 27 (Revised) and the consequential amendments to the other HKFRSs are applicable.

# NOTES TO THE CONSOLIDATED FINANCIAL STATEMENTS

For the year ended 30 June 2010

## 2. APPLICATION OF NEW AND REVISED HONG KONG FINANCIAL REPORTING STANDARDS (“HKFRSs”) – continued

The Group has not early applied the following new and revised Standards, Amendments or Interpretations that have been issued but are not yet effective.

HKFRSs (Amendments)	Improvements to HKFRSs issued in 2009 in relation to amendments to HKAS 1, HKAS 7, HKAS 17, HKAS 36, HKAS 39, HKFRS 5 and HKFRS 8 <sup>1</sup>
HKFRSs (Amendments)	Improvements to HKFRSs 2010 <sup>2</sup>
HKAS 24 (Revised)	Related Party Disclosures <sup>5</sup>
HKAS 32 (Amendment)	Classification of Rights Issues <sup>3</sup>
HKFRS 1 (Amendment)	Additional Exemptions for First-time Adopters <sup>7</sup>
HKFRS 1 (Amendment)	Limited Exemption from Comparative HKFRS 7 Disclosures for First-time Adopters <sup>1</sup>
HKFRS 2 (Amendment)	Group Cash-settled Share-based Payment Transactions <sup>1</sup>
HKFRS 9	Financial Instruments <sup>6</sup>
HK(IFRIC) – Int 14 (Amendment)	Prepayments of a Minimum Funding Requirement <sup>5</sup>
HK(IFRIC) – Int 19	Extinguishing Financial Liabilities with Equity Instruments <sup>4</sup>

<sup>1</sup> Effective for annual periods beginning on or after 1 January 2010

<sup>2</sup> Effective for annual periods beginning on or after 1 July 2010 and 1 January 2011, as appropriate

<sup>3</sup> Effective for annual periods beginning on or after 1 February 2010

<sup>4</sup> Effective for annual periods beginning on or after 1 July 2010

<sup>5</sup> Effective for annual periods beginning on or after 1 January 2011

<sup>6</sup> Effective for annual periods beginning on or after 1 January 2013

As part of *Improvements to HKFRSs* issued in 2009, HKAS 17 *Leases* has been amended in relation to the classification of leasehold land. The amendments will be effective from 1 January 2010, with earlier application permitted. Before the amendments to HKAS 17, lessees were required to classify leasehold land as operating leases and presented as prepaid lease payments in the consolidated balance sheet. The amendments have removed such a requirement. Instead, the amendments require the classification of leasehold land to be based on the general principles set out in HKAS 17, that are based on the extent to which risks and rewards incidental to ownership of a leased asset lie with the lessor or the lessee. The application of the amendments to HKAS 17 might affect the classification of the Group’s leasehold land.

The directors of the Company (“Directors”) anticipate that the application of the other new and revised Standards, Amendments or Interpretations will have no material impact on the consolidated financial statements.

# NOTES TO THE CONSOLIDATED FINANCIAL STATEMENTS

---

For the year ended 30 June 2010

## 3. SIGNIFICANT ACCOUNTING POLICIES

The consolidated financial statements have been prepared on the historical cost basis.

The consolidated financial statements have been prepared in accordance with HKFRSs issued by the HKICPA. In addition, the consolidated financial statements include applicable disclosures required by the Rules Governing the Listing of Securities on the Hong Kong Stock Exchange and by the Hong Kong Companies Ordinance.

### **Basis of consolidation**

The consolidated financial statements incorporate the financial statements of the Company and entities controlled by the Company (its subsidiaries). Control is achieved where the Company has power to govern the financial and operating policies of an entity so as to obtain benefits from its activities.

The results of subsidiaries acquired or disposed of during the year are included in the consolidated income statement from the effective date of acquisition or up to the effective date of disposal, as appropriate.

Where necessary, adjustments are made to the financial statements of subsidiaries to bring their accounting policies into line with those used by other members of the Group.

All intra-group transactions, balances, income and expenses are eliminated on consolidation.

Non-controlling interests in subsidiaries are presented separately from the equity of the owners of the Company.

### *Allocation of total comprehensive income to non-controlling interests*

Total comprehensive income and expense of a subsidiary is attributed to the owners of the Company and to the non-controlling interests even if the results in the non-controlling interests having a deficit balance. Prior to 1 July 2009, losses applicable to the non-controlling interests in excess of the non-controlling interests in the subsidiary's equity were allocated against the interests of the Group except to the extent that the non-controlling interests had a binding obligation and were able to make an additional investment to cover the losses.

### **Investments in associates**

An associate is an entity over which the investor has significant influence and that is neither a subsidiary nor an interest in a joint venture. Significant influence is the power to participate in the financial and operating policy decisions of the investee but is not control or joint control over those policies.

The results and assets and liabilities of associates are incorporated in these consolidated financial statements using the equity method of accounting. Under the equity method, investments in associates are carried in the consolidated balance sheet at cost as adjusted for post-acquisition changes in the Group's share of the net assets of the associates, less any identified impairment loss. When the Group's share of losses of an associate equals or exceeds its interest in that associate (which includes any long-term interests that, in substance, form part of the Group's net investment in the associate), the Group discontinues recognising its share of further losses. An additional share of losses is provided for and a liability is recognised only to the extent that the Group has incurred legal or constructive obligations or made payments on behalf of that associate.

Where a group entity transacts with an associate of the Group, profits and losses are eliminated to the extent of the Group's interest in the relevant associate.

# NOTES TO THE CONSOLIDATED FINANCIAL STATEMENTS

*For the year ended 30 June 2010*

## 3. SIGNIFICANT ACCOUNTING POLICIES – continued

### **Revenue recognition**

Revenue is measured at the fair value of the consideration received or receivable and represents amounts receivable for goods sold in the normal course of business, net of discounts and sales related taxes.

Revenue from sales of goods are recognised when goods are delivered and title has been passed.

Interest income from a financial asset is accrued on a time basis, by reference to the principal outstanding and at the effective interest rate applicable, which is the rate that exactly discounts the estimated future cash receipts through the expected life of the financial asset to that asset's net carrying amount on initial recognition.

### **Property, plant and equipment**

Property, plant and equipment including leasehold land and buildings held for use in the production or supply of goods, or for administrative purposes, other than construction in progress, are stated at cost less subsequent accumulated depreciation and accumulated impairment losses.

Depreciation is provided to write off the cost of items of property, plant and equipment, other than construction in progress, over their estimated useful lives and after taking into account of their estimated residual value, using the straight-line method.

Construction in progress includes property, plant and equipment in the course of construction for production or for its own use purposes. Construction in progress is carried at cost less any recognised impairment loss. Construction in progress is classified to the appropriate category of property, plant and equipment when completed and ready for intended use. Depreciation of these assets, on the same basis as other property assets, commences when the assets are ready for their intended use.

Assets held under finance leases are depreciated over their expected useful lives on the same basis as owned assets or, where shorter, the term of the relevant lease.

An item of property, plant and equipment is derecognised upon disposal or when no future economic benefits are expected to arise from the continued use of the asset. Any gain or loss arising on derecognition of the asset (calculated as the difference between the net disposal proceeds and the carrying amount of the item) is included in the profit or loss in the period in which the item is derecognised.

### **Prepaid lease payments for leasehold land**

Prepaid lease payments represent upfront premium paid for use of land. Prepaid lease payments are released to the consolidated income statement over the lease term on a straight-line basis.



# NOTES TO THE CONSOLIDATED FINANCIAL STATEMENTS

---

For the year ended 30 June 2010

## 3. SIGNIFICANT ACCOUNTING POLICIES – continued

### **Inventories**

Inventories are stated at the lower of cost and net realisable value. Cost, which comprises all cost of purchase and cost of conversion, where applicable, other costs that have been incurred in bringing the inventories to their present location and condition, is calculated using the weighted average method. Net realisable value represents the estimated selling price in the ordinary course of business less the estimated costs of completion and the estimated costs necessary to make the sale.

### **Impairment**

At each balance sheet date, the Group reviews the carrying amounts of its assets to determine whether there is any indication that those assets have suffered an impairment loss. If any such indication exists, the recoverable amount of the asset is estimated in order to determine the extent of the impairment loss, if any. If the recoverable amount of an asset is estimated to be less than its carrying amount, the carrying amount of the asset is reduced to its recoverable amount. An impairment loss is recognised as an expense immediately.

Where an impairment loss subsequently reverses, the carrying amount of the asset is increased to the revised estimate of its recoverable amount, but so that the increased carrying amount does not exceed the carrying amount that would have been determined had no impairment loss been recognised for the asset in prior years. A reversal of an impairment loss is recognised as income immediately.

### **Leasing**

Leases are classified as finance leases whenever the terms of the lease transfer substantially all the risks and rewards of ownership to the lessee. All other leases are classified as operating leases.

#### *The Group as lessee*

Assets held under finance leases are recognised as assets of the Group at their fair value at the inception of the lease or, if lower, at the present value of the minimum lease payments. The corresponding liability to the lessor is included in the consolidated balance sheet as a finance lease obligation. Lease payments are apportioned between finance charges and reduction of the lease obligation so as to achieve a constant rate of interest on the remaining balance of the liability. Finance charges are charged directly to profit or loss.

Operating lease payments are recognised as an expense on a straight-line basis over the term of the relevant lease. Benefits received and receivable as an incentive to enter into an operating lease are recognised as a reduction of rental expense over the lease term on a straight-line basis.

#### *Leasehold land and building*

The land and building elements of a lease of land and building are considered separately for the purpose of lease classification, unless the lease payments cannot be allocated reliably between the land and building elements, in which case, the entire lease is generally treated as a finance lease and accounted for as property, plant and equipment. To the extent the allocation of the lease payments can be made reliably, leasehold interests in land are accounted for as operating leases and amortised over the lease term on a straight-line basis.

## 3. SIGNIFICANT ACCOUNTING POLICIES – continued

### **Foreign currencies**

In preparing the financial statements of each individual group entity, transactions in currencies other than the functional currency of that entity (foreign currencies) are recorded in respective functional currency (i.e. the currency of the primary economic environment in which the entity operates) at the rates of exchange prevailing on the dates of the transactions. At each balance sheet date, monetary items denominated in foreign currencies are retranslated at the rates prevailing at that date. Non-monetary items carried at fair value that are denominated in foreign currencies are retranslated at the rates prevailing on the date when the fair value was determined. Non-monetary items that are measured in terms of historical cost in a foreign currency are not retranslated.

Exchange differences arising on the settlement of monetary items, and on the translation of monetary items, are recognised in profit or loss in the period in which they arise.

For the purposes of presenting the consolidated financial statements, the assets and liabilities of the Group's foreign operations are translated into the presentation currency of the Group (i.e. Hong Kong dollars) at the rate of exchange prevailing at the balance sheet date, and their income and expenses are translated at the average exchange rates for the year, unless exchange rates fluctuate significantly during the period, in which case, the exchange rates prevailing at the dates of transactions are used. Exchange differences arising, if any, are recognised in other comprehensive income and accumulated in equity (the translation reserve).

### **Textile quota entitlements**

The cost of textile quota entitlements is charged to the consolidated income statement at the time of utilisation or expiration.

### **Borrowing costs**

Borrowing costs directly attributable to the acquisition, construction or production of qualifying assets, which are assets that necessarily take a substantial period of time to get ready for their intended use or sale, are added to the cost of those assets until such time as the assets are substantially ready for their intended use or sale. Investment income earned on the temporary investment of specific borrowings pending their expenditure on qualifying assets is deducted from the borrowing costs eligible for capitalisation.

All other borrowing costs are recognised in profit or loss in the period in which they are incurred.

### **Retirement benefit costs**

Payments to the Mandatory Provident Fund Scheme and state-managed retirement benefit schemes are charged as an expense when employees have rendered service entitling them to the contributions.

For defined benefit retirement benefit plans, the cost of providing benefits is determined using the projected unit credit method, with actuarial valuations being carried out at each balance sheet date. Actuarial gains and losses which exceed 10 per cent of the greater of the present value of the Group's pension obligations and the fair value of plan assets are amortised over the expected average remaining working lives of the participating employees. Past service cost is recognised immediately to the extent that the benefits are already vested, and otherwise is amortised on a straight-line basis over the average period until the amended benefits become vested.

# NOTES TO THE CONSOLIDATED FINANCIAL STATEMENTS

---

For the year ended 30 June 2010

## 3. SIGNIFICANT ACCOUNTING POLICIES – continued

### Retirement benefit costs – continued

The amount recognised in the consolidated balance sheet represents the present value of the defined benefit obligation as adjusted for unrecognised actuarial gains and losses and unrecognised past service cost, and as reduced by the fair value of plan assets. Any asset resulting from this calculation is limited to unrecognised actuarial losses and past service cost, plus the present value of available refunds and reductions in future contributions to the plan.

### Termination benefits

Termination benefits are recognised as a liability and an expense when, and only when, the Group is demonstrably committed to either (a) terminate the employment of an employee or group of employees before the normal retirement date; or (b) provide termination benefits as a result of an offer made in order to encourage voluntary redundancy.

Termination benefits do not provide the Group with future economic benefits and are recognised as an expense immediately.

### Taxation

Income tax expense represents the sum of the tax currently payable and deferred tax.

The tax currently payable is based on taxable profit for the year. Taxable profit differs from profit as reported in the consolidated income statement because it excludes items of income or expense that are taxable or deductible in other years, and it further excludes items that are never taxable or deductible. The Group's liability for current tax is calculated using tax rates that have been enacted or substantively enacted by the balance sheet date.

Deferred tax is recognised on temporary differences between the carrying amounts of assets and liabilities in the consolidated financial statements and the corresponding tax bases used in the computation of taxable profit. Deferred tax liabilities are generally recognised for all taxable temporary differences. Deferred tax assets are generally recognised for all deductible temporary differences to the extent that it is probable that taxable profits will be available against which those deductible temporary differences can be utilised. Such deferred tax assets and liabilities are not recognised if the temporary difference arises from the initial recognition of other assets and liabilities in a transaction that affects neither the taxable profit nor the accounting profit.

Deferred tax liabilities are recognised for taxable temporary differences associated with investments in subsidiaries and associates, except where the Group is able to control the reversal of the temporary difference and it is probable that the temporary difference will not reverse in the foreseeable future. Deferred tax assets arising from deductible temporary differences associated with such investments are only recognised to the extent that it is probable that there will be sufficient taxable profits against which to utilise the benefits of the temporary differences and they are expected to reverse in the foreseeable future.

# NOTES TO THE CONSOLIDATED FINANCIAL STATEMENTS

*For the year ended 30 June 2010*

## 3. SIGNIFICANT ACCOUNTING POLICIES – continued

### **Taxation – continued**

The carrying amount of deferred tax assets is reviewed at each balance sheet date and reduced to the extent that it is no longer probable that sufficient taxable profits will be available to allow all or part of the asset to be recovered.

Deferred tax assets and liabilities are measured at the tax rates that are expected to apply in the period in which the liability is settled or the asset is realised, based on tax rate (and tax laws) that have been enacted or substantively enacted by the balance sheet date. The measurement of deferred tax liabilities and assets reflects the tax consequences that would follow from the manner in which the Group expects, at the balance sheet date, to recover or settle the carrying amount of its assets and liabilities. Deferred tax is recognised in profit or loss.

### **Financial instruments**

Financial assets and financial liabilities are recognised in the consolidated balance sheet when a group entity becomes a party to the contractual provisions of the instrument. Financial assets and financial liabilities are initially measured at fair value. Transaction costs that are directly attributable to the acquisition or issue of financial assets and financial liabilities are added to or deducted from the fair value of the financial assets or financial liabilities, as appropriate, on initial recognition.

#### *Financial assets*

The Group's financial assets are classified as loans and receivables.

#### *Loans and receivables*

Loans and receivables are non-derivative financial assets with fixed or determinable payments that are not quoted in an active market. At each balance sheet date, subsequent to initial recognition, loans and receivables (including debtors, bills receivable, other receivables, bank balances and cash) are carried at amortised cost using the effective interest method, less any identified impairment losses (see accounting policy in respect of impairment loss on loans and receivable below).

#### *Effective interest method*

The effective interest method is a method of calculating the amortised cost of a financial asset and of allocating interest income over the relevant period. The effective interest rate is the rate that exactly discounts estimated future cash receipts (including all fees and points paid or received that form an integral part of the effective interest rate, transaction costs and other premiums or discounts) through the expected life of the financial asset, or, where appropriate, a shorter period to the net carrying amount on initial recognition.

Interest income is recognised on an effective interest basis for debt instrument.

# NOTES TO THE CONSOLIDATED FINANCIAL STATEMENTS

---

For the year ended 30 June 2010

## 3. SIGNIFICANT ACCOUNTING POLICIES – continued

### Financial instruments – continued

#### *Financial assets – continued*

#### *Impairment of loans and receivables*

Loans and receivables are assessed for indicators of impairment at each balance sheet date. Loans and receivables are impaired where there is objective evidence that, as a result of one or more events that occurred after the initial recognition of the loans and receivables, the estimated future cash flows of the loans and receivables have been affected.

Objective evidence of impairment could include:

- significant financial difficulty of the issuer or counterparty; or
- default or delinquency in interest or principal payments; or
- it becoming probable that the borrower will enter bankruptcy or financial re-organisation.

An impairment loss is recognised in profit or loss when there is objective evidence that the asset is impaired, and is measured as the difference between the asset's carrying amount and the present value of the estimated future cash flows discounted at the original effective interest rate.

The carrying amount of the loans and receivables is reduced by the impairment loss directly for all loans and receivables with the exception of debtors, where the carrying amount is reduced through the use of an allowance account. Changes in the carrying amount of the allowance account are recognised in profit or loss. When a debtor is considered uncollectible, it is written off against the allowance account. Subsequent recoveries of amounts previously written off are credited to profit or loss.

If, in a subsequent period, the amount of impairment loss decreases and the decrease can be related objectively to an event occurring after the impairment losses was recognised, the previously recognised impairment loss is reversed through profit or loss to the extent that the carrying amount of the asset at the date the impairment is reversed does not exceed what the amortised cost would have been had the impairment not been recognised.

# NOTES TO THE CONSOLIDATED FINANCIAL STATEMENTS

*For the year ended 30 June 2010*

## 3. SIGNIFICANT ACCOUNTING POLICIES – continued

### Financial instruments – continued

#### *Financial liabilities and equity*

Financial liabilities and equity instruments issued by a group entity are classified according to the substance of the contractual arrangements entered into and the definitions of a financial liability and an equity instrument.

An equity instrument is any contract that evidences a residual interest in the assets of the Group after deducting all of its liabilities. The accounting policy of the Group's financial liabilities are set out below.

#### *Financial liabilities*

Financial liabilities (including creditors and bank borrowings and other liabilities) are subsequently measured at amortised cost, using the effective interest method.

#### *Equity instruments*

Equity instruments issued by the Company are recorded at the proceeds received, net of direct issue costs.

#### Effective interest method

The effective interest method is a method of calculating the amortised cost of a financial liability and of allocating interest expense over the relevant period. The effective interest rate is the rate that exactly discounts estimated future cash payments through the expected life of the financial liability, or, where appropriate, a shorter period to the net carrying amount on initial recognition.

Interest expense is recognised on an effective interest basis.

#### *Derecognition*

Financial assets are derecognised when the rights to receive cash flows from the assets expire or the financial assets are transferred and the Group has transferred substantially all the risks and rewards of ownership of the financial assets. On derecognition of a financial asset, the difference between the asset's carrying amount and the sum of the consideration received and receivable is recognised in profit or loss.

Financial liabilities are derecognised when the obligation specified in the relevant contract is discharged, cancelled or expires. The difference between the carrying amount of the financial liability derecognised and the consideration paid and payable is recognised in profit or loss.

# NOTES TO THE CONSOLIDATED FINANCIAL STATEMENTS

---

*For the year ended 30 June 2010*

## **4. KEY SOURCES OF ESTIMATION UNCERTAINTY**

The Group makes estimates and assumptions concerning the future in preparing accounting estimates. The resulting accounting estimates may not equal to the actual results. The key estimates and assumptions that may have a significant risk of causing a material adjustment to the carrying amounts of assets and liabilities in the next financial year are discussed below.

### **Allowance of doubtful debts**

The Group recognises an allowance for doubtful debts based on assessment of recoverability of trade debtors. The Group has a concentration of risk with the top five customers comprising HK\$109 million (2009: HK\$89 million) of total trade debtors. The Group has a concentration of risk with the top five customers domiciled in the United States of America ("USA"), Europe and New Zealand comprising 81% (2009: 81%) of the Group's total revenue. Any adverse changes in the economic environment of the USA, Europe and New Zealand may impact the recoverability of the trade debtors. Any change in circumstances pertaining to one of these customers would have a material effect to the carrying amount of trade debtors. Allowances are applied to trade debtors where events or changes in circumstances provide objective evidence that the balances may not be collectible. The identification of doubtful debts requires the use of judgment and estimates. Where the actual cash flows are less than expectations, such difference will impact the carrying value of trade debtors and doubtful debts expense.

### **Allowance of inventories**

The Group makes allowance for inventories based on an assessment of the net realisable value of inventories. Allowances are applied to inventories where events or changes in circumstances indicate that the net realisable value is lower than the cost of inventories or that the inventories have no further use. The Group has a concentration of risk with the top five customers domiciled in the USA, Europe and New Zealand comprising 81% (2009: 81%) of the Group's total revenue. Any adverse changes in the economic environment of the USA, Europe and New Zealand may impact demand for the Group's products and the net realisable value of the inventory. The allowance also depends on management's assessment of the condition and usefulness of the inventories. Where the expectation of the net realisable value or use of inventories is different from the original estimate, such difference will impact the carrying value of inventories and the allowance of inventories in the consolidated income statement. The Group's carrying amount for inventories as at 30 June 2010 was approximately HK\$225,085,000 (2009: HK\$162,920,000) net of allowance of inventories of HK\$44,818,000 (2009: HK\$44,101,000).

# NOTES TO THE CONSOLIDATED FINANCIAL STATEMENTS

For the year ended 30 June 2010

## 5. SEGMENT INFORMATION

The Group has adopted HKFRS 8 *Operating Segments* with effect from 1 July 2009. HKFRS 8 is a disclosure standard that requires operating segments to be identified on the basis of internal reports about components of the Group that are regularly reviewed by the chief operating decision makers in order to allocate resources to segments and to assess their performance. In contrast, the predecessor standard, HKAS 14 *Segment Reporting*, required an entity to identify two sets of segments (business and geographical) using a risks and returns approach, with the entity's "system of internal financial reporting to key management personnel" serving only as the starting point for the identification of such segments.

In the past, the Group's primary segment reporting format was based on type of business carried out by the Group being manufacturing and brand business. The application of HKFRS 8 has not resulted in a redesignation of the Group's operating segments for the year ended 30 June 2009. Subsequent to the closure of the brand business in the year ended 30 June 2009, for the purpose of resources allocation and performance assessment, the Group's executive directors, being the Group's chief operating decision makers, review the operations on a plant by plant basis. No discrete financial information is available for each plant and the Group's executive directors review financial information on a consolidated basis. The Group has therefore only one operating segment for the year ended 30 June 2010.

(a) The following is an analysis of the Group's revenue and results by operating segment for the year ended 30 June 2009:

	Manufacturing business HK\$'000	Brand business HK\$'000	Elimination HK\$'000	Consolidated HK\$'000
REVENUE				
External sales	1,352,735	17,291	–	1,370,026
Inter-segment sales ( <i>note 1</i> )	3,728	–	(3,728)	–
Total sales	<u>1,356,463</u>	<u>17,291</u>	<u>(3,728)</u>	<u>1,370,026</u>
RESULTS				
Segment results ( <i>note 2</i> )	<u>61,857</u>	<u>(25,147)</u>	<u>–</u>	36,710
Unallocated corporate expenses ( <i>note 3</i> )				(25,045)
Interest income				2,309
Finance costs				<u>(137)</u>
Profit before taxation				13,837
Income tax expense				<u>(27,787)</u>
Loss for the year				<u>(13,950)</u>



# NOTES TO THE CONSOLIDATED FINANCIAL STATEMENTS

For the year ended 30 June 2010

## 5. SEGMENT INFORMATION – continued

Notes:

1. Inter-segment sales were charged at prevailing market rates.
2. Included in the segment results of manufacturing business was the impairment losses on property, plant and equipment of approximately HK\$8,517,000. Included in the segment results of brand business was the impairment losses and other costs of approximately HK\$16,791,000. Details are set out in note 6.
3. The amount included professional fees and other expenses amounting to approximately HK\$9,219,000. Details are set out in note 7.

The accounting policies of the reportable segments are the same as the Group's accounting policies described in Note 3. Segment profit represents profit earned by each segment without allocation of corporate expenses, interest income and finance costs. This is the measure reported to the Group's chief operating decision makers for the purposes of resource allocation and performance assessment.

All the Group's assets and liabilities are under the manufacturing business as at 30 June 2009 and 2010.

### (b) Geographical information

The following table sets out information about the geographical location of revenue from external customers and information about its non-current assets. The geographical location of customers is based on the location at which the goods are delivered.

	Revenue from external customers		Non-current assets	
	2010 HK\$'000	2009 HK\$'000	2010 HK\$'000	2009 HK\$'000
Hong Kong	17,217	19,918	10,365	12,860
USA	872,299	891,358	–	–
New Zealand	87,319	43,525	–	–
France	83,944	92,207	–	–
Belgium	51,666	45,156	–	–
The Netherlands	82,254	109,497	–	–
Canada	32,973	52,026	–	–
Germany	26,179	28,168	–	–
Spain	21,537	8,267	–	–
United Kingdom ("UK")	19,293	15,245	–	–
The People's Republic of China ("PRC")	20,018	29,273	111,638	119,819
Thailand	–	–	26,383	22,791
The Philippines	–	–	63	179
Others	27,781	35,386	–	–
	<u>1,342,480</u>	<u>1,370,026</u>	<u>148,449</u>	<u>155,649</u>

Note: Non-current assets exclude deferred tax asset.

# NOTES TO THE CONSOLIDATED FINANCIAL STATEMENTS

For the year ended 30 June 2010

## 5. SEGMENT INFORMATION – continued

### (c) Information about major customers

Revenue from customers of the corresponding year contributing over 10% of the total sales of the Group from the manufacturing operating segment are as follows:

	2010 HK\$'000	2009 HK\$'000
Customer A	563,251	595,228
Customer B	272,406	245,261

## 6. IMPAIRMENT LOSSES AND OTHER COSTS

Following the decisions made to exit the brand business and to transfer the manufacturing operations of a plant located in the vicinity of Bangkok to a regional facility, impairment losses and other exit costs of HK\$25,308,000 had been recognised during the year ended 30 June 2009. The nature of impairment losses and other costs was as follows:

	2009 HK\$'000
Allowance for inventories of brand business	13,346
Exit costs of brand business	2,325
Loss on disposal of property, plant and equipment of brand business	1,120
Impairment losses on property, plant and equipment in respect of the manufacturing operations of a plant located in Thailand	8,517
	<u>25,308</u>

## 7. OTHER EXPENSES

On 26 July 2008, Top Form (B.V.I.) Limited (“TFBVI”), a wholly-owned subsidiary of the Company, entered into a conditional share acquisition agreement (“Share Acquisition Agreement”) to acquire the entire issued share capital of Ace Style Intimate Apparel Limited, Elkhorn Enterprise Limited, Tavistock Springs (H.K.) Limited and Carina Apparel Inc. from Ace Style International Limited, Mr. Andrew Sia and the other five vendors (collectively referred to as the “Vendors”).

On 24 November 2008, the Vendors, the Company and TFBVI entered into an agreement to terminate the Share Acquisition Agreement with effect from the same date.

As a result, professional fees and other expenses amounting to HK\$9,219,000, relating to the aborted acquisition were recognised as expenses and charged to the consolidated income statement during the year ended 30 June 2009.

# NOTES TO THE CONSOLIDATED FINANCIAL STATEMENTS

For the year ended 30 June 2010

## 8. FINANCE COSTS

	2010 HK\$'000	2009 HK\$'000
Interest on:		
Bank borrowings wholly repayable within five years	9	116
Obligations under finance leases	18	21
	<u>27</u>	<u>137</u>

## 9. PROFIT BEFORE TAXATION

	2010 HK\$'000	2009 HK\$'000
Profit before taxation has been arrived at after charging (crediting):		
Auditor's remuneration	2,559	2,714
Cost of textile quota entitlements	–	1,428
Depreciation of property, plant and equipment	29,897	28,009
Allowance for obsolete inventories (note a)	717	9,956
Release of prepaid lease payments	102	112
(Gain) loss on disposal of property, plant and equipment (note b)	(11)	2,046
Impairment losses recognised in respect of: (note c)		
Leasehold improvements	–	1,847
Furniture, fixtures and equipment	–	7,424
	–	9,271
Minimum lease payments paid under operating leases in respect of land and buildings (note d)	16,740	26,900
Cost of inventories recognised as an expense	1,048,518	1,100,833
Net exchange loss	4,787	3,345
Staff costs, including directors' emoluments (note e)	377,603	377,426
Severance payments and other costs (note f)	6,233	–
Quota income	–	(2,143)
Interest income	(543)	(2,309)
	<u>(543)</u>	<u>(2,309)</u>

# NOTES TO THE CONSOLIDATED FINANCIAL STATEMENTS

For the year ended 30 June 2010

## 9. PROFIT BEFORE TAXATION – continued

Notes:

- (a) The amount of HK\$717,000 for the year ended 30 June 2010 represents the allowance for inventories of the manufacturing business. Included in the amount for the year ended 30 June 2009 was the allowance for inventories of the brand business of HK\$13,346,000 as set out in note 6 net of reversal of HK\$4,542,000 and allowance for inventories of the manufacturing business of HK\$1,152,000. Allowance for obsolete inventories were included in costs of sales.
- (b) Included in the amount for the year ended 30 June 2009 was a loss on disposal of property, plant and equipment of the brand business of HK\$1,120,000 as set out in note 6.
- (c) Included in the amount for the year ended 30 June 2009 was impairment losses on property, plant and equipment of HK\$8,517,000 in respect of manufacturing operations of a plant located in Thailand as set out in note 6.
- (d) Included in the amount are operating lease rentals of HK\$475,000 (2009: HK\$377,000) in respect of staff quarters.
- (e) Details of directors' emoluments included in staff costs are disclosed in note 10. Staff costs included an amount of HK\$21,365,000 (2009: HK\$26,793,000) in respect of retirement benefit schemes contributions and provision for long service payments.
- (f) The Group has transferred the manufacturing operations of a plant located in the vicinity of Bangkok to a regional facility and incurred severance payments and other costs amounting to approximately HK\$6,233,000.

## 10. DIRECTORS' AND EMPLOYEES' REMUNERATION

### Directors

Details of emoluments paid or payable by the Group to the Directors (including Non-executive Directors) during the year are as follows:

	2010 HK\$'000	2009 HK\$'000
Fees to Non-executive Directors	1,400	1,400
Remuneration to Executive Directors:		
Salaries and other benefits	6,484	6,484
Bonus	–	–
Retirement benefit scheme contributions	24	24
Total Directors' emoluments	7,908	7,908

## NOTES TO THE CONSOLIDATED FINANCIAL STATEMENTS

For the year ended 30 June 2010

### 10. DIRECTORS' AND EMPLOYEES' REMUNERATION – continued

#### Directors – continued

	Fees HK\$'000	Salaries and other benefits HK\$'000	Bonus HK\$'000	Retirement benefit scheme contributions HK\$'000	2010 Total HK\$'000
Fung Wai Yiu	–	3,234	–	12	3,246
Wong Chung Chong, Eddie	–	3,250	–	12	3,262
Lucas A.M. Laureys	200	–	–	–	200
Leung Churk Yin, Jeanny	200	–	–	–	200
Herman Van de Velde	200	–	–	–	200
Marvin Bienenfeld	200	–	–	–	200
Chow Yu Chun, Alexander	200	–	–	–	200
Leung Ying Wah, Lambert	200	–	–	–	200
Lin Sun Mo, Willy	200	–	–	–	200
	<u>1,400</u>	<u>6,484</u>	<u>–</u>	<u>24</u>	<u>7,908</u>

	Fees HK\$'000	Salaries and other benefits HK\$'000	Bonus HK\$'000	Retirement benefit scheme contributions HK\$'000	2009 Total HK\$'000
Fung Wai Yiu	–	3,234	–	12	3,246
Wong Chung Chong, Eddie	–	3,250	–	12	3,262
Lucas A.M. Laureys	200	–	–	–	200
Leung Churk Yin, Jeanny	200	–	–	–	200
Herman Van de Velde	200	–	–	–	200
Marvin Bienenfeld	200	–	–	–	200
Chow Yu Chun, Alexander	200	–	–	–	200
Leung Ying Wah, Lambert	200	–	–	–	200
Lin Sun Mo, Willy	200	–	–	–	200
	<u>1,400</u>	<u>6,484</u>	<u>–</u>	<u>24</u>	<u>7,908</u>

No Directors waived any emoluments during both years.

## NOTES TO THE CONSOLIDATED FINANCIAL STATEMENTS

*For the year ended 30 June 2010*

### 10. DIRECTORS' AND EMPLOYEES' REMUNERATION – continued

#### Employees

Of the five individuals with the highest emoluments in the Group, two (2009: two) were Directors of the Company whose emoluments are included in the disclosure above. The emoluments of the remaining three (2009: three) individuals were as follows:

	2010 HK\$'000	2009 HK\$'000
Salaries and other benefits	5,208	11,370
Retirement benefit scheme contributions	9	12
	<u>5,217</u>	<u>11,382</u>

The emoluments were within the following bands:

	Number of individuals	
	2010	2009
HK\$1,000,001 – HK\$1,500,000	2	–
HK\$1,500,001 – HK\$2,000,000	–	1
HK\$2,500,001 – HK\$3,000,000	1	1
HK\$6,500,001 – HK\$7,000,000	–	1
	<u>–</u>	<u>1</u>

# NOTES TO THE CONSOLIDATED FINANCIAL STATEMENTS

For the year ended 30 June 2010

## 11. INCOME TAX EXPENSE

	2010 HK\$'000	2009 HK\$'000
The charge comprises:		
Current tax		
Hong Kong Profits Tax calculated at 16.5% of the estimated assessable profit for the year	12,301	9,965
Taxation in other jurisdictions calculated at the rates prevailing in the respective jurisdictions	3,525	3,734
	<u>15,826</u>	<u>13,699</u>
Underprovision in prior years		
Hong Kong Profits Tax	16,037	14,638
Taxation in other jurisdictions	682	579
	<u>16,719</u>	<u>15,217</u>
Deferred taxation ( <i>note 25</i> )		
Current year	1,290	(1,129)
	<u>33,835</u>	<u>27,787</u>

Hong Kong Profits Tax is calculated at 16.5% of the estimated assessable profit for the year.

Taxation arising in other jurisdictions is calculated at the rates prevailing in the relevant jurisdictions.

Certain subsidiaries of the Group operating in the PRC are eligible for certain tax holidays and concessions in respect of PRC income tax and are exempted from PRC income taxes for the two years commencing from their first profit making year of operation and thereafter, these PRC subsidiaries will be entitled to a 50% relief from PRC income tax for the following three years. The PRC income tax charges are arrived at after taking into account of these tax incentives.

Under the Law of the People's Republic of China on Enterprise Income Tax (the "EIT Law") and Implementation Regulation of the EIT Law, the tax rate of the PRC subsidiaries is 25% from 1 January 2008 onwards. The EIT Law provides a five-year transition period from 1 January 2008 for those subsidiaries which were established before the promulgation date of the EIT Law and which are entitled to a preferential lower tax rate under the effective tax laws or regulations and hence the 25% tax rate is only applicable to certain subsidiaries after the expiry of tax holidays and concessions.

# NOTES TO THE CONSOLIDATED FINANCIAL STATEMENTS

For the year ended 30 June 2010

## 11. INCOME TAX EXPENSE – continued

During the years ended 30 June 2008, 2009 and 2010, certain subsidiaries of the Company were subject to a tax audit raised by the Hong Kong Inland Revenue Department (the “IRD”) for the years of assessment from 2001/02 to 2009/10. The IRD requested information and documents relating to certain subsidiaries of the Group for the purpose of the tax audit.

During the year ended 30 June 2009, the IRD issued the notices of estimated assessment demanding final tax for the year of assessment 2002/03 on certain subsidiaries and the estimated assessment was settled in the form of a tax reserve certificate (“TRC”) amounting to HK\$3,520,000.

During the year, the IRD further issued notices of estimated assessment demanding final tax on certain subsidiaries for the years of assessment from 2003/04 to 2007/08. TRC amounting to HK\$74,400,000 relating to these estimated assessments were purchased.

Subsequent to the balance sheet date, the Group reached a settlement with the IRD at a sum of HK\$136,431,000, inclusive of HK\$21,000,000 as a compound penalty, as a full and final settlement of the whole case for all of the relevant years of assessment. As a result, additional income tax of HK\$16,037,000 for the relevant years of assessment has been provided for during the year ended 30 June 2010.

The taxation charge for the year can be reconciled to the profit before taxation in the consolidated income statement as follows:

	2010 HK\$'000	2009 HK\$'000
Profit before taxation	<u>87,519</u>	<u>13,837</u>
Tax at Hong Kong Profits Tax rate of 16.5%	14,441	2,283
Tax effect of expenses not deductible for tax purposes	3,433	5,787
Tax effect of income not taxable for tax purposes	(520)	(785)
Tax effect of tax losses not recognised	3,979	6,315
Tax effect of deductible temporary differences not recognised	36	74
Tax effect of utilisation of tax losses previously not recognised	(5,486)	(1,525)
Tax effect of recognition of deferred tax assets on tax loss previously not recognised	–	(347)
Underprovision in prior years	16,719	15,217
Effect of different tax rates of subsidiaries operating in other jurisdictions	1,300	1,645
Effect of tax exemptions granted to PRC subsidiaries	<u>(67)</u>	<u>(877)</u>
Taxation charge for the year	<u>33,835</u>	<u>27,787</u>



## NOTES TO THE CONSOLIDATED FINANCIAL STATEMENTS

For the year ended 30 June 2010

### 12. DIVIDENDS

	2010 HK\$'000	2009 HK\$'000
Dividends recognised as distribution during the year:		
2010 Interim – HK\$0.015 (2009: 2009 interim dividend HK\$nil) per share	16,128	–
2009 Final – HK\$0.025 (2009: 2008 final dividend HK\$nil) per share	26,880	–
	<u>43,008</u>	<u>–</u>

A final dividend of HK\$0.025 (2009: HK\$0.025) per share totalling HK\$26,880,000 has been proposed by the Directors and is subject to the approval by the shareholders in the forthcoming annual general meeting.

### 13. EARNINGS (LOSS) PER SHARE

The calculation of basic earnings (loss) per share attributable to the owners of the Company is based on the following data:

	2010 HK\$'000	2009 HK\$'000
Profit (loss) attributable to owners of the Company for the purpose of basic earnings (loss) per share	<u>46,823</u>	<u>(12,605)</u>
<b>Number of shares</b>		
	2010	2009
Number of ordinary shares for the purpose of basic earnings (loss) per share	<u>1,075,188,125</u>	<u>1,075,188,125</u>

No diluted earnings (loss) per share has been presented because there are no potential ordinary shares outstanding for both years.

# NOTES TO THE CONSOLIDATED FINANCIAL STATEMENTS

For the year ended 30 June 2010

## 14. PROPERTY, PLANT AND EQUIPMENT

	Leasehold land and buildings HK\$'000	Leasehold improvements HK\$'000	Furniture, fixtures and equipment HK\$'000	Motor vehicles HK\$'000	Construction in progress HK\$'000	Total HK\$'000
<b>COST</b>						
At 1 July 2008	83,455	71,148	306,879	16,410	182	478,074
Currency realignment	(189)	(425)	(1,212)	(68)	-	(1,894)
Additions	-	10,352	6,201	136	515	17,204
Reclassification	-	-	183	-	(183)	-
Disposals	-	(14,776)	(18,501)	(527)	-	(33,804)
<b>At 30 June 2009</b>	<b>83,266</b>	<b>66,299</b>	<b>293,550</b>	<b>15,951</b>	<b>514</b>	<b>459,580</b>
Currency realignment	306	983	3,612	122	27	5,050
Additions	377	6,972	10,272	1,384	259	19,264
Reclassification	-	542	-	-	(542)	-
Disposals	-	(782)	(16,044)	(359)	-	(17,185)
<b>At 30 June 2010</b>	<b>83,949</b>	<b>74,014</b>	<b>291,390</b>	<b>17,098</b>	<b>258</b>	<b>466,709</b>
<b>DEPRECIATION AND IMPAIRMENT</b>						
At 1 July 2008	29,126	56,581	207,079	13,661	-	306,447
Currency realignment	(158)	(325)	(840)	(56)	-	(1,379)
Charge for the year	3,256	5,917	17,809	1,027	-	28,009
Impairment	-	1,847	7,424	-	-	9,271
Eliminated on disposals	-	(13,177)	(17,788)	(447)	-	(31,412)
<b>At 30 June 2009</b>	<b>32,224</b>	<b>50,843</b>	<b>213,684</b>	<b>14,185</b>	<b>-</b>	<b>310,936</b>
Currency realignment	136	768	2,765	94	-	3,763
Charge for the year	3,712	5,712	19,258	1,215	-	29,897
Eliminated on disposals	-	(782)	(15,970)	(359)	-	(17,111)
<b>At 30 June 2010</b>	<b>36,072</b>	<b>56,541</b>	<b>219,737</b>	<b>15,135</b>	<b>-</b>	<b>327,485</b>
<b>CARRYING VALUES</b>						
<b>At 30 June 2010</b>	<b>47,877</b>	<b>17,473</b>	<b>71,653</b>	<b>1,963</b>	<b>258</b>	<b>139,224</b>
At 30 June 2009	51,042	15,456	79,866	1,766	514	148,644

## NOTES TO THE CONSOLIDATED FINANCIAL STATEMENTS

For the year ended 30 June 2010

### 14. PROPERTY, PLANT AND EQUIPMENT – continued

Depreciation is provided to write off the cost of items of property, plant and equipment excluding construction in progress, over their estimated useful lives, using the straight-line method, at the following rates per annum:

Leasehold land and buildings	Over the shorter of the term of the lease, or 2% – 6.5%
Leasehold improvements	5% – 30%
Furniture, fixtures and equipment	10% – 33%
Motor vehicles	20% – 30%

Notes:

- (a) The carrying value of the leasehold land and buildings shown above comprises:

	2010 HK\$'000	2009 HK\$'000
Leasehold land and buildings outside Hong Kong:		
Long-term lease	3,896	4,019
Medium-term lease	42,577	44,950
Short-term lease	1,311	2,003
Leasehold land and buildings in Hong Kong under medium-term lease	93	70
	<u>47,877</u>	<u>51,042</u>

- (b) The carrying values of the Group's property, plant and equipment in respect of assets held under finance leases are as follows:

	2010 HK\$'000	2009 HK\$'000
Motor vehicles	<u>342</u>	<u>478</u>

# NOTES TO THE CONSOLIDATED FINANCIAL STATEMENTS

For the year ended 30 June 2010

## 15. PREPAID LEASE PAYMENTS

The Group's prepaid lease payments comprise:

	2010 HK\$'000	2009 HK\$'000
Leasehold land in Hong Kong:		
Medium-term lease	–	56
Leasehold land outside Hong Kong:		
Medium-term lease	1,863	1,909
	<u>1,863</u>	<u>1,965</u>
Analysed for reporting purposes as:		
Current portion	48	104
Non-current portion	1,815	1,861
	<u>1,863</u>	<u>1,965</u>

## 16. PREPAID RENTAL PAYMENTS

At 30 June 2010 and 2009, prepaid rental payments represented the prepaid rent for factories in Thailand for fifteen years until June 2024. The current portion of HK\$1,236,000 (2009: HK\$885,000) is included in debtors and other receivables.

## 17. INTEREST IN AN ASSOCIATE

At 30 June 2010 and 2009, the Group held 30% of the registered capital of Yingkou Xinfu Industrial Park Development Company Limited 營口鑫發工業園開發有限公司. The Group's share of net assets of this associate was fully impaired in previous years.

## 18. INVENTORIES

	2010 HK\$'000	2009 HK\$'000
Raw materials	85,677	62,742
Work in progress	88,652	71,911
Finished goods	50,756	28,267
	<u>225,085</u>	<u>162,920</u>

## NOTES TO THE CONSOLIDATED FINANCIAL STATEMENTS

For the year ended 30 June 2010

### 19. DEBTORS AND OTHER RECEIVABLES

	2010 HK\$'000	2009 HK\$'000
Trade debtors	135,749	125,092
Other receivables	23,994	25,385
Total debtors and other receivables	<u>159,743</u>	<u>150,477</u>

Before accepting any new customers, the Group will assess the potential customer's credit quality. 97% (2009: 95%) of the trade receivables that are neither past due nor impaired have the best credit quality.

The Group allows an average credit period of 30 days to its trade customers.

The following is an aged analysis of trade debtors presented based on the invoice date at the balance sheet date.

	2010 HK\$'000	2009 HK\$'000
0 – 30 days	131,086	118,456
31 – 60 days	4,455	5,867
61 – 90 days	208	751
Over 90 days	–	18
	<u>135,749</u>	<u>125,092</u>

Included in the Group's trade debtor balance are trade debtors with aggregate carrying amount of HK\$4.7 million (2009: HK\$6.6 million) which are past due at the reporting date for which the Group has not provided for impairment loss. The Group does not hold any collateral over these balances. The average age of these amounts is 35 days (2009: 33 days).

## NOTES TO THE CONSOLIDATED FINANCIAL STATEMENTS

For the year ended 30 June 2010

### 19. DEBTORS AND OTHER RECEIVABLES – continued

Ageing of trade debtors which are past due but not impaired:

	2010 HK\$'000	2009 HK\$'000
31 – 60 days	4,455	5,867
61 – 90 days	208	751
Over 90 days	–	18
Total	<u>4,663</u>	<u>6,636</u>

### 20. OTHER FINANCIAL ASSETS

#### Bills receivable

Included in bills receivable is an amount of HK\$27,270,000 (2009: HK\$17,791,000) aged within 30 days, HK\$2,399,000 (2009: HK\$2,698,000) aged within 31 to 60 days and HK\$7,000 (2009: HK\$nil) aged within 61 – 90 days. The Group does not hold any collateral over these balances.

#### Bank balances and cash

Bank balances and cash comprise cash held by the Group and short-term bank deposits with an original maturity of three months or less. The bank balances carry floating-rate interest at market rates which range from 0.01% to 0.95% (2009: 0.01% to 3.3%) per annum.

## NOTES TO THE CONSOLIDATED FINANCIAL STATEMENTS

For the year ended 30 June 2010

### 21. CREDITORS AND ACCRUED CHARGES

Included in the balance are trade creditors of HK\$58,607,000 (2009: HK\$58,015,000).

The following is an aged analysis of trade creditors presented based on the invoice date at the balance sheet date.

	2010 HK\$'000	2009 HK\$'000
0 – 30 days	55,434	55,547
31 – 60 days	2,950	1,256
61 – 90 days	63	583
Over 90 days	160	629
	<u>58,607</u>	<u>58,015</u>

The average credit period on purchases of goods is 30 days. The Group has financial risk management policies in place to ensure that all payables are paid within the credit timeframe.

Other creditors and accrued charges mainly represented accrued freight charges, salaries and other operating expenses.

### 22. BANK BORROWINGS AND OTHER LIABILITIES

	2010 HK\$'000	2009 HK\$'000
Bank borrowings – trust receipts and import loans ( <i>note a</i> )	828	580
Other unsecured liabilities ( <i>note b</i> )	–	24
	<u>828</u>	<u>604</u>
<i>Less:</i> Amount due within one year shown in current liabilities	<u>(828)</u>	<u>(604)</u>
Amount due after one year	<u>–</u>	<u>–</u>

# NOTES TO THE CONSOLIDATED FINANCIAL STATEMENTS

For the year ended 30 June 2010

## 22. BANK BORROWINGS AND OTHER LIABILITIES – continued

Notes:

- (a) These bank borrowings are unsecured, repayable within one year and are all denominated in USD.
- (b) Other liabilities as at 30 June 2009 represented Renminbi denominated loans from the PRC government. The amounts were interest-free, unsecured and repayable within 1 year.

Trust receipts and import loans are arranged at the Singapore Interbank Rate (“SIBOR”) + 0.8% (2009: SIBOR + 0.8%) per annum, thus exposing the Group to cash flow interest rate risk.

The effective interest rate for trust receipts and import loans was 3% (2009: 2.5%) per annum.

## 23. OBLIGATIONS UNDER FINANCE LEASES

	Minimum lease payments		Present value of minimum lease payments	
	2010 HK\$'000	2009 HK\$'000	2010 HK\$'000	2009 HK\$'000
Amounts payable under finance leases:				
Within one year	149	141	131	124
Between one to two years	12	141	11	124
Between two to five years	–	12	–	11
	161	294	142	259
Less: Future finance charges	(19)	(35)	–	–
Present value of lease obligations	142	259	142	259
Less: Amount due within one year shown as current liabilities			(131)	(124)
Amount due after one year			11	135

It is the Group’s policy to lease certain of its motor vehicles under finance leases. The average lease term is three years. For the year ended 30 June 2010, the average effective borrowing rate was 12.13% (2009: 12.13%) per annum. Interest rates underlying all obligations under finance leases are fixed at respective contract date. All leases are on a fixed repayment basis and no arrangements have been entered into for contingent payments.



# NOTES TO THE CONSOLIDATED FINANCIAL STATEMENTS

For the year ended 30 June 2010

## 24. RETIREMENT BENEFIT SCHEMES

### (a) Provision for long service payments

Under the Hong Kong Employment Ordinance, the Group is required to make long service payments to its employees in Hong Kong upon the termination of their employment or retirement when the employees fulfill certain conditions and the termination meets the required circumstances. However, where an employee is simultaneously entitled to a long service payment and to a retirement scheme payment (e.g. from the Mandatory Provident Fund Scheme), the amount of the long service payment will be reduced by the benefits arising from the retirement scheme including investment return (loss) accumulated in the scheme.

The most recent actuarial valuation of the present value of the Group's obligation for long service payments was carried out at 30 June 2010 by Hewitt Associates LLC, an independent firm of human resource consultants and actuaries. The present value of the Group's obligation for long service payments, the related current service cost and actuarial (gain) loss were measured using the projected unit credit method.

The principal assumptions used for the purposes of the actuarial valuations were as follows:

	2010	2009
Discount rate	2.5% per annum	2.75% per annum
Expected rate of salary increases	4% per annum	4% per annum
Interest return on contributions	6% per annum	5% per annum

Amounts recognised in profit or loss in respect of these long service payments are as follows:

	2010 HK\$'000	2009 HK\$'000
Current service cost	(80)	(27)
Interest cost	193	105
Actuarial (gain) loss recognised in the year	(804)	3,906
Amount (credited) charged for the year (included in general and administrative expenses)	(691)	3,984

# NOTES TO THE CONSOLIDATED FINANCIAL STATEMENTS

For the year ended 30 June 2010

## 24. RETIREMENT BENEFIT SCHEMES – continued

### (a) Provision for long service payments – continued

The credit for the year of HK\$691,000 (2009: charge of HK\$3,984,000) is included in staff costs in the consolidated income statement.

Movements in the present value of the long service payments in the current and prior years are as follows:

	2010 HK\$'000	2009 HK\$'000
At beginning of the year	7,057	3,166
Current service cost	(80)	(27)
Interest cost	193	105
Actuarial (gain) loss	(804)	3,906
Benefits paid	(45)	(93)
At end of the year	<u>6,321</u>	<u>7,057</u>

### (b) Defined contribution schemes

The Group has joined the Mandatory Provident Fund Scheme (“MPF Scheme”) for all employees in Hong Kong who have registered with the Mandatory Provident Fund Scheme Authority under the Mandatory Provident Fund Schemes Ordinance. The assets of the MPF Scheme are held separately from those of the Group in funds under the control of an independent trustee. Under the rules of the MPF Scheme, the employer and its employees are each required to make contributions to the scheme at rates specified in the rules. The only obligation of the Group with respect of the MPF Scheme is to make the required contributions under the MPF Scheme. No forfeited contributions are available to reduce the contributions payable in the future years.

The eligible employees of the Company’s subsidiaries in the PRC are members of pension schemes operated by the Chinese local government. The subsidiaries are required to contribute a certain percentage of the relevant part of the payroll of these employees to the pension schemes to fund the benefits. The assets of the schemes are held separately from those of the Group in funds under the control of the Chinese local government.

The total cost charged to consolidated income statement of HK\$21,294,000 (2009: HK\$22,144,000) represents contributions payable to these schemes by the Group in respect of the current year.

## NOTES TO THE CONSOLIDATED FINANCIAL STATEMENTS

For the year ended 30 June 2010

### 24. RETIREMENT BENEFIT SCHEMES – continued

#### (c) Defined benefit scheme

Eligible employees of the Company's subsidiaries in the Philippines currently participate in a defined benefit pension scheme operated by the local municipal government. The calculation of contributions to the scheme is based on certain percentages of the employees' salaries. The assets of the schemes are held separately from those of the Group in funds under the control of the local municipal government.

Under the plan, the employees are entitled to retirement benefits equal to 22.5 day's pay for every year of credited service in accordance with the Retirement Pay Law of The Philippines. No other post-retirement benefits are provided.

The most recent actuarial valuation of the present value of the defined benefit obligation was carried out on 30 June 2010 by E.M. Zalamea Actuarial Services, Inc., an independent firm of actuaries. The present value of the defined benefit obligation, the related current service cost, past service costs and actuarial loss (gain) were measured using the projected unit credit method.

The principal assumptions used for the purpose of the actuarial valuation were as follows:

	2010	2009
Expected rate of salary increases	5% per annum	7% per annum
Discount rate	8.8% per annum	10% per annum

Amounts recognised in profit or loss in respect of the defined benefit obligation are as follows:

	2010 HK\$'000	2009 HK\$'000
Current service cost	296	305
Interest cost	436	340
Actuarial loss recognised in the year	30	–
Amount charged for the year (included in general and administrative expenses)	<u>762</u>	<u>645</u>

The amount included in consolidated balance sheet, arising from the Group's obligation in respect of its defined benefit plans is as follows:

	2010 HK\$'000	2009 HK\$'000
Present value of defined benefit obligation	3,208	4,121
Actuarial loss (gain) not recognised	776	(1,089)
Net liability arising from defined benefit obligation	<u>3,984</u>	<u>3,032</u>

## NOTES TO THE CONSOLIDATED FINANCIAL STATEMENTS

*For the year ended 30 June 2010*

### 24. RETIREMENT BENEFIT SCHEMES – continued

#### (c) Defined benefit scheme – continued

Movements in present value of the defined benefit obligation in the current year are as follows:

	2010 HK\$'000	2009 HK\$'000
At beginning of the year	4,121	3,685
Currency realignment	190	(209)
Interest cost	436	340
Current service cost	296	305
Actuarial loss recognised in the year	30	–
Actuarial gain not recognised in the year	(1,865)	–
At end of the year	<u>3,208</u>	<u>4,121</u>

### 25. DEFERRED TAXATION

The following are the major deferred tax liabilities (asset) recognised by the Group and movements thereon during the current and prior years:

	Accelerated tax depreciation HK\$'000	Unrealised profit on inventory HK\$'000	Tax losses HK\$'000	Total HK\$'000
At 1 July 2008	4,646	2,287	(4,030)	2,903
(Credit) charge to consolidated income statement	<u>(1,336)</u>	<u>(1,422)</u>	<u>1,629</u>	<u>(1,129)</u>
At 30 June 2009	3,310	865	(2,401)	1,774
(Credit) charge to consolidated income statement	<u>(998)</u>	<u>1,039</u>	<u>1,249</u>	<u>1,290</u>
At 30 June 2010	<u>2,312</u>	<u>1,904</u>	<u>(1,152)</u>	<u>3,064</u>

## NOTES TO THE CONSOLIDATED FINANCIAL STATEMENTS

For the year ended 30 June 2010

### 25. DEFERRED TAXATION – continued

The following is the analysis of the deferred tax balances for financial reporting purposes:

	2010 HK\$'000	2009 HK\$'000
Deferred tax asset	1,152	2,401
Deferred tax liabilities	<u>(4,216)</u>	<u>(4,175)</u>
	<u>(3,064)</u>	<u>(1,774)</u>

At the balance sheet date, the Group has unused estimated tax losses of approximately HK\$108,441,000 (2009: HK\$125,149,000), available for offset against future taxable profits. A deferred tax asset has been recognised in respect of HK\$6,982,000 (2009: HK\$14,553,000) of such losses. No deferred tax asset has been recognised in respect of the remaining tax losses of HK\$101,459,000 (2009: HK\$110,596,000) due to the unpredictability of future taxable profit streams. Included in unrecognised tax losses of the Group are losses of HK\$18,690,000 (2009: HK\$23,673,000) of subsidiaries in the PRC that will gradually expire up to 2014. Other losses may be carried forward indefinitely.

At the balance sheet date, the Group has unrecognised deductible temporary differences of approximately HK\$1,975,000 (2009: HK\$1,755,000) in respect of accelerated accounting depreciation. No deferred tax asset has been recognised in relation to such deductible temporary differences as it is not probable that taxable profit will be available against which the deductible temporary differences can be utilised.

At the balance sheet date, the aggregate amount of temporary differences associated with undistributed earnings of subsidiaries for which deferred tax liabilities have not been recognised was HK\$590,000 (2009: HK\$890,000). No liabilities has been recognised in respect of these differences because the Group is in a position to control the timing of reversal of the temporary differences and it is probable that such differences will not reverse in the foreseeable future.

# NOTES TO THE CONSOLIDATED FINANCIAL STATEMENTS

For the year ended 30 June 2010

## 26. FINANCIAL INSTRUMENTS

### 26a. Categories of financial instruments

	2010 HK\$'000	2009 HK\$'000
<b>Financial assets</b>		
Loans and receivables (including cash and cash equivalents)	<u>399,546</u>	<u>469,209</u>
<b>Financial liabilities</b>		
Amortised cost	<u>74,632</u>	<u>69,642</u>

### 26b. Financial risk management objectives and policies

The Group's major financial instruments include debtors, bills receivable, other receivables, creditors, bank balances and cash and bank borrowings. Details of these financial instruments are disclosed in respective notes. The risks associated with these financial instruments include market risk (currency risk and interest rate risk), credit risk and liquidity risk. The policies on how to mitigate these risks are set out below. The management manages and monitors these exposures to ensure appropriate measures are implemented on a timely and effective manner.

There has been no significant change to the Group's exposure to market risks or the manner in which it manages and measures the risk.

#### *Market risk*

##### *(i) Currency risk*

Several subsidiaries of the Company have foreign currency sales and purchases, which expose the Group to foreign currency risk. Approximately 5% (2009: 9%) of the Group's sales are denominated in currencies other than the functional currency of the group entity making the sale, while almost 13% (2009: 21%) of purchase costs are not denominated in the group entity's functional currency. The Group does not have a foreign currency hedging policy. However, management monitors the foreign exchange exposure and will consider hedging significant foreign currency exposure should the need arise.

# NOTES TO THE CONSOLIDATED FINANCIAL STATEMENTS

For the year ended 30 June 2010

## 26. FINANCIAL INSTRUMENTS – continued

### 26b. Financial risk management objectives and policies – continued

#### *Market risk – continued*

##### (i) *Currency risk – continued*

The carrying amounts of the Group's foreign currency denominated monetary assets and monetary liabilities at the reporting date are as follows:

	Liabilities		Assets	
	2010 HK\$'000	2009 HK\$'000	2010 HK\$'000	2009 HK\$'000
Euro ("EUR")	485	1,016	28,917	27,435
Renminbi ("RMB")	7,933	40	25,689	7,027
United States dollar ("USD")	853	157	28,635	27,947
Thai Baht ("THB")	–	–	38	44
Philippine Peso ("PHP")	–	–	–	2
Hong Kong dollar ("HK\$")	36,140	39,001	3,526	7,102
Others	–	–	26	41

The above assets and liabilities include outstanding EUR, RMB, USD, THB, PHP and HK\$ debtors and creditors, bank balances and cash and bank borrowings.

#### Sensitivity analysis

The Group is mainly exposed to fluctuations in exchange rates of EUR, RMB, USD, THB, PHP and HK\$. For fluctuations of USD against HK\$, there will be no significant impact as HK\$ is pegged with USD.

# NOTES TO THE CONSOLIDATED FINANCIAL STATEMENTS

For the year ended 30 June 2010

## 26. FINANCIAL INSTRUMENTS – continued

### 26b. Financial risk management objectives and policies – continued

#### *Market risk – continued*

##### *(i) Currency risk – continued*

#### Sensitivity analysis – continued

The following table details the Group's sensitivity to a 5% increase and decrease in functional currency against the relevant foreign currencies. 5% is the sensitivity rate used when reporting foreign currency risk internally to key management personnel and represents management's assessment of the reasonably possible change in the foreign exchange rates. The sensitivity analysis includes only outstanding foreign currency denominated monetary items and adjusts their translation at year end for a 5% (2009: 5%) change in foreign currency rates. The sensitivity analysis includes external receivables and payables and also current accounts with the group entities where the denomination of the current accounts is in a currency other than the functional currency of the relevant group entities. A positive number below indicates increase in post-tax profit (2009: a decrease in loss) for the year where functional currencies of relevant group entities strengthens 5% (2009: 5%) against the relevant foreign currencies. For a 5% (2009: 5%) weakening of functional currencies against the relevant foreign currencies, there would be an equal and opposite impact on the profit for the year.

	<b>Increase (decrease) in profit for the year 2010 HK\$'000</b>	<b>(Increase) decrease in loss for the year 2009 HK\$'000</b>
EUR	(1,658)	(1,867)
RMB	(1,031)	(525)
USD	310	146
THB	(17)	(1,522)
PHP	1,014	22
HK\$	<u>(1,250)</u>	<u>(249)</u>



# NOTES TO THE CONSOLIDATED FINANCIAL STATEMENTS

---

For the year ended 30 June 2010

## 26. FINANCIAL INSTRUMENTS – continued

### 26b. Financial risk management objectives and policies – continued

#### *Market risk – continued*

##### *(ii) Interest rate risk*

The Group is exposed to cash flow interest rate risk in relation to variable-rate bank balances and bank borrowings (see note 22 for details of these borrowings). It is the Group's policy to keep its borrowings at floating rates of interests so as to minimise the fair value interest rate risk.

The Group's exposure to interest rates on financial liabilities are detailed in the liquidity risk management section of this note. The Group's cash flow interest rate risk is mainly concentrated on the fluctuation of the SIBOR arising from the Group's USD denominated borrowings.

#### Sensitivity analysis

As at 30 June 2010 and 2009, the management expects interest rate risk will not have material impact on the Group's operating result. Hence, a sensitivity analysis is not presented.

#### *Credit risk*

As at 30 June 2010 and 2009, the Group's maximum exposure to credit risk which would cause a financial loss to the Group due to failure to discharge an obligation by the counterparties was arising from the carrying amount of the respective recognised financial assets as stated in the consolidated balance sheet.

In order to minimise the credit risk, the management of the Group has delegated a team responsible for determination of credit limits, credit approvals and other monitoring procedures to ensure that follow-up action is taken to recover overdue debts. In addition, the Group reviews the recoverable amount of each individual trade debt at each balance sheet date to ensure that adequate impairment losses are made for irrecoverable amounts. In this regard, the Directors consider that the Group's credit risk is significantly reduced.

The bank balances and deposits are concentrated on certain counterparties and the credit risk on liquid funds is limited because the counterparties are banks with high crediting ratings assigned by international credit rating agencies.

In respect of debtors, the Group's exposure to credit risk is influenced mainly by the market demand in intimate apparel industry and economic conditions in the USA, Europe and New Zealand. At the balance sheet date, the Group had a certain concentration risk as approximately 81% (2009: 71%) of trade debtors was due from the top five major customers.

# NOTES TO THE CONSOLIDATED FINANCIAL STATEMENTS

For the year ended 30 June 2010

## 26. FINANCIAL INSTRUMENTS – continued

### 26b. Financial risk management objectives and policies – continued

#### Liquidity risk

In the management of the liquidity risk, the Group monitors and maintains a level of cash and cash equivalents deemed adequate by the management to finance the Group's operations and mitigate the effects of fluctuations in cash flows. The management monitors the utilisation of bank borrowings and ensures compliance with loan covenants.

The following table details the Group's remaining contractual maturity for its non-derivative financial liabilities based on the agreed repayment terms. The table has been drawn up based on the undiscounted cash flows of financial liabilities based on the earliest date on which the Group can be required to pay. The table includes both interest and principal cash flows. To the extent that interest flows are floating rate, the undiscounted amount is derived from interest rate at the balance sheet date.

At 30 June 2010, the Group had undrawn bank borrowing facilities of HK\$149,172,000 (2009: HK\$149,420,000).

#### Liquidity tables

	Weighted average interest rate %	Less than 1 month HK\$'000	1-3 months HK\$'000	3 months to 1 year HK\$'000	1-5 years HK\$'000	Total undiscounted cash flows HK\$'000	Carrying amount at 30 June HK\$'000
<b>2010</b>							
<b>Non-derivative financial liabilities</b>							
Creditors	-	20,021	53,783	-	-	73,804	73,804
Bank borrowings and other liabilities	3.0	-	857	-	-	857	828
Obligations under finance leases	12.13	2	36	111	12	161	142
		<u>20,023</u>	<u>54,676</u>	<u>111</u>	<u>12</u>	<u>74,822</u>	<u>74,774</u>
<b>2009</b>							
<b>Non-derivative financial liabilities</b>							
Creditors	-	55,138	12,877	885	137	69,037	69,037
Bank borrowings and other liabilities	2.5	-	601	24	-	625	604
Obligations under finance leases	12.13	13	26	118	171	328	259
		<u>55,151</u>	<u>13,504</u>	<u>1,027</u>	<u>308</u>	<u>69,990</u>	<u>69,900</u>

The amounts included above for variable interest rate instrument for non-derivative financial liabilities is subject to change if changes in variable interest rates differ to those estimates of interest rates determined at the balance sheet date.

# NOTES TO THE CONSOLIDATED FINANCIAL STATEMENTS

For the year ended 30 June 2010

## 26. FINANCIAL INSTRUMENTS – continued

### 26c. Fair value

The fair value of financial assets and financial liabilities are determined in accordance with generally accepted pricing models based on discounted cash flow analysis using prices from observable current market transaction.

The Directors consider that the carrying amounts of financial assets and financial liabilities recorded at amortised cost in the consolidated financial statements approximate to their fair values.

## 27. SHARE CAPITAL

	2010 Number of shares	2009 Number of shares	2010 HK\$'000	2009 HK\$'000
Ordinary shares of HK\$0.10 each				
Authorised:				
At beginning and the end of the year	<u>1,500,000,000</u>	<u>1,500,000,000</u>	<u>150,000</u>	<u>150,000</u>
Issued and fully paid:				
At beginning and the end of the year	<u>1,075,188,125</u>	<u>1,075,188,125</u>	<u>107,519</u>	<u>107,519</u>

## 28. SHARE OPTION SCHEME

The Company's share option scheme (the "Scheme") was adopted pursuant to a resolution passed on 22 November 2001 (the "Adoption Date") for the primary purpose of providing incentives or rewards to the Directors, employees or any other persons at the discretion of the Board, and the Scheme will expire on 21 November 2011. Under the Scheme, the Board of Directors of the Company may grant options to eligible employees, including executives or officers of the Company and its subsidiaries and any other persons at the discretion of the Board to subscribe for shares in the Company.

The total number of shares in respect of which options may be granted under the Scheme is not permitted to exceed 10% of the shares of the Company in issue on the Adoption Date, being 73,560,874 shares (the "Scheme Limit"). With prior approval from the Company's shareholders, the Company may refresh the Scheme Limit by 10% of the shares of the Company in issue as at the date of such shareholder's approval. The number of shares in respect of which options may be granted to any individual in any one year is not permitted to exceed 1% of the shares of the Company in issue at any point in time, without prior approval from the Company's shareholders. Options granted to substantial shareholders or independent non-executive directors in excess of 0.1% of the Company's share capital and with a value in excess of HK\$5 million must be approved in advance by the Company's shareholders.

## NOTES TO THE CONSOLIDATED FINANCIAL STATEMENTS

*For the year ended 30 June 2010*

### 28. SHARE OPTION SCHEME – continued

Options granted must be taken up within 14 days of the date of grant, upon payment of HK\$1 per grant. Options may generally be exercised at any time from the second anniversary of the date of acceptance to the tenth anniversary of the date of grant. In each grant of options, the Board of Directors of the Company may at their discretion determine the specific exercise period. The exercise price is determined by the Directors of the Company, and will not be less than the highest of the closing price of the Company's shares on the date of grant and the average closing price of the shares for the five business days immediately preceding the date of grant and the nominal value of the Company's shares.

As at 30 June 2010 and 2009, no share options of the Company are being held by the Directors or anyone else under the Scheme.

During the years ended 30 June 2010 and 2009, no share options were granted, exercised, cancelled or lapsed.

### 29. OPERATING LEASE COMMITMENTS

At the balance sheet date, the Group had outstanding commitments for future minimum lease payments under non-cancellable operating leases in respect of land and buildings, which fall due as follows:

	2010 HK\$'000	2009 HK\$'000
Within one year	12,757	11,388
In the second to fifth year inclusive	14,556	19,957
Over five years	9,072	3,994
	<u>36,385</u>	<u>35,339</u>

Leases are negotiated for lease term of one to fifteen years and rentals are fixed over the terms of the relevant leases.

# NOTES TO THE CONSOLIDATED FINANCIAL STATEMENTS

For the year ended 30 June 2010

## 30. RELATED PARTY TRANSACTIONS/BALANCES

During the year ended 30 June 2010, the Group sold finished products of approximately HK\$51,666,000 (2009: HK\$45,156,000), to a related company, Van de Velde N.V. ("VdV").

Messrs. Herman Van de Velde and Lucas A.M. Laureys, Directors of the Company, are beneficial owners of VdV, which also held an effective interest of 23.31% (2009: 23.31%) in the Company as at 30 June 2010.

As at 30 June 2010, trade debtors from VdV amounted to HK\$1,459,000 (2009: HK\$494,000).

### Compensation of key management personnel

The remuneration of Directors and other members of key management during the year is as follows:

	2010 HK\$'000	2009 HK\$'000
Salaries and other benefits	13,092	19,254
Retirement benefit scheme contributions	33	36
	<u>13,125</u>	<u>19,290</u>

The remuneration of Directors and key management is determined by the Group's compensation committee having regard to the performance of individuals and market trends.

## 31. CAPITAL RISK MANAGEMENT

The Group manages its capital to ensure that entities in the Group will be able to continue as a going concern while maximising the return to stakeholders through the optimisation of the debt and equity balance. The Group's overall strategy remains unchanged from prior year.

The capital structure of the Group consists of debt (which includes borrowings), cash and cash equivalents and equity attributable to owners of the Company, comprising issued share capital, reserves and retained profits.

The Directors review the capital structure on a quarterly basis. As part of this review, the Directors consider the cost of capital and the risks associated with each class of capital. Based on recommendations of the Directors, the Group will balance its overall capital structure through the payment of dividends, new share issues and share buy-backs as well as the issue of new debt or the repayment of existing debt.

# NOTES TO THE CONSOLIDATED FINANCIAL STATEMENTS

For the year ended 30 June 2010

## 32. PRINCIPAL SUBSIDIARIES

Details of the Company's principal subsidiaries as at 30 June 2010 and 2009 are as follows:

Name of company	Place of incorporation/ registration	Nominal value of issued share capital/ registered capital	Proportion of nominal value of issued ordinary share capital/ registered capital held indirectly by the Company	Principal activities
Charming Elastic Fabric Company Limited 綉麗橡根織品有限公司	Hong Kong	Ordinary – HK\$316,667 Deferred – HK\$810,000	60%	Manufacture of elastic garment straps
Foshan Nanhai Top Form Underwear Company Limited 佛山市南海黛麗斯內衣有限公司	The PRC <sup>#</sup>	Capital contribution – HK\$20,800,000	100%	Manufacture of ladies' underwear
Grand Gain Industrial Limited 建盈實業有限公司	Hong Kong	Ordinary – HK\$100,000	55%	Laminating business
Long Nan Grand Gain Underwear Company Limited 龍南縣建盈內衣有限公司	The PRC <sup>#</sup>	Capital contribution – US\$1,000,000	55%	Moulding
Long Nan County Top Form Underwear Co., Ltd. 龍南縣黛麗斯內衣有限公司	The PRC <sup>#</sup>	Capital contribution – HK\$45,000,000	100%	Manufacture of ladies' underwear
漫多姿服裝(深圳)有限公司	The PRC <sup>#</sup>	Capital contribution – HK\$23,000,000	100%	Manufacture and distribution of ladies' underwear
Meritlux Industries Philippines, Inc.	Republic of Philippines	Ordinary – Peso 17,500,000	100%	Manufacture of ladies' underwear
Shenzhen Top Form Underwear Co., Limited 深圳黛麗斯內衣有限公司	The PRC <sup>^</sup>	Capital contribution – RMB4,993,000	70%	Manufacture and distribution of ladies' underwear
Top Form Brassiere Co., Limited	Thailand	Ordinary – Baht 80,000,000	100%	Manufacture of ladies' underwear

## NOTES TO THE CONSOLIDATED FINANCIAL STATEMENTS

For the year ended 30 June 2010

### 32. PRINCIPAL SUBSIDIARIES – continued

Name of company	Place of incorporation/ registration	Nominal value of issued share capital/ registered capital	Proportion of nominal value of issued ordinary share capital/ registered capital held indirectly by the Company	Principal activities
Top Form Brassiere Mfg. Co., Limited 黛麗斯胸圍製造廠有限公司	Hong Kong	Ordinary – HK\$100 Deferred – HK\$4,000,000	100%	Manufacture and wholesale of ladies' underwear
Top Form (B.V.I.) Limited	British Virgin Islands	Ordinary – US\$50,000	100%*	Investment holding
Top Form Industries Limited	Mauritius	Ordinary – US\$1.00	100%	Wholesale of ladies' underwear by setting a branch in Macau for operation
Top Form Brassiere (Maesot) Co., Ltd	Thailand	Ordinary – Baht 56,000,000	100%	Manufacture of ladies' underwear
Topfull Development Limited 統富發展有限公司	Hong Kong	Ordinary – HK\$2	100%	Property holding in the PRC
Unique Form Manufacturing Company Limited 特麗儂內衣製造廠有限公司	Hong Kong	Ordinary – HK\$1,000 Deferred – HK\$200	100%	Wholesale and retail sales of underwear, sleepwear and other ladies' intimate apparel products
Xinfeng County Grand Gain Underwear Co., Ltd. 信豐縣建盈內衣有限公司	The PRC <sup>#</sup>	Capital contribution – US\$500,000	100%	Manufacture of ladies' underwear

\* Directly held by the Company.

<sup>#</sup> These subsidiaries are registered as wholly foreign owned enterprises in the PRC.

<sup>^</sup> This subsidiary is registered as a sino-foreign equity joint venture in the PRC.

Note: Except for those subsidiaries which the place of operation mentioned in principal activities, the place of operation is the same as the place of incorporation.

## NOTES TO THE CONSOLIDATED FINANCIAL STATEMENTS

*For the year ended 30 June 2010*

### **32. PRINCIPAL SUBSIDIARIES – continued**

Shenzhen Top Form Underwear Co., Limited 深圳黛麗斯內衣有限公司 (“SZTF”) is a joint venture company established in the PRC and was originally held for a period of twelve years from 28 February 1987. On 18 September 1998, an extension agreement was entered into between the Group and the joint venture partner to extend the joint venture period for a further 10 years to 28 February 2009. On 12 November 2008, the Group entered into a revised joint venture agreement with the joint venture partner to extend the joint venture period for a further 3 years to 28 February 2012. Pursuant to the joint venture agreement and the revised joint venture agreement under which the joint venture were established, the Group has contributed 70% of the registered capital of SZTF. However, under another agreement entered into between the Group and the joint venture partner, the Group is entitled to 100% of this joint venture company’s profit after deducting a fixed annual amount attributable to assets contributed by the joint venture partner. The Group is entitled to receive its attributable share of the net assets upon liquidation of the joint venture, and so this joint venture is being accounted for as a subsidiary of the Group.

As at 30 June 2010, all of the deferred shares issued by subsidiaries were held by group companies. The deferred shares carry no right to dividend or to receive notice of or to attend or vote at any general meeting of the respective companies. On winding-up, the holders of the deferred shares are entitled to one half of the remaining assets of the respective companies after the first HK\$100 trillion has been distributed equally amongst the holders of the ordinary shares.

None of the subsidiaries had any debt securities subsisting as at 30 June 2010 or at any time during the year.

The above tables list the subsidiaries of the Group which, in the opinion of the Directors, principally affected the Group’s assets or results. To give details of other subsidiaries would, in the opinion of the Directors, result in particulars of excessive length.



## FIVE YEAR FINANCIAL SUMMARY

### RESULTS

Year ended 30 June	2006 HK\$'000	2007 HK\$'000	2008 HK\$'000	2009 HK\$'000	2010 HK\$'000
Revenue	<u>1,425,491</u>	<u>1,467,496</u>	<u>1,368,682</u>	<u>1,370,026</u>	<u>1,342,480</u>
Profit before taxation	143,208	166,838	65,434	13,837	87,519
Income tax expense	<u>(24,131)</u>	<u>(30,743)</u>	<u>(12,095)</u>	<u>(27,787)</u>	<u>(33,835)</u>
Profit (loss) for the year	<u>119,077</u>	<u>136,095</u>	<u>53,339</u>	<u>(13,950)</u>	<u>53,684</u>
Attributable to:					
Owners of the Company	114,876	132,967	57,966	(12,605)	46,823
Non-controlling interests	<u>4,201</u>	<u>3,128</u>	<u>(4,627)</u>	<u>(1,345)</u>	<u>6,861</u>
	<u>119,077</u>	<u>136,095</u>	<u>53,339</u>	<u>(13,950)</u>	<u>53,684</u>

### ASSETS AND LIABILITIES

At 30 June	2006 HK\$'000	2007 HK\$'000	2008 HK\$'000	2009 HK\$'000	2010 HK\$'000
Total assets	748,779	815,700	832,190	823,643	872,085
Total liabilities	<u>(268,427)</u>	<u>(247,046)</u>	<u>(255,337)</u>	<u>(260,793)</u>	<u>(297,537)</u>
	<u>480,352</u>	<u>568,654</u>	<u>576,853</u>	<u>562,850</u>	<u>574,548</u>
Equity attributable to:					
Owners of the Company	461,192	546,270	558,418	545,778	550,726
Non-controlling interests	<u>19,160</u>	<u>22,384</u>	<u>18,435</u>	<u>17,072</u>	<u>23,822</u>
	<u>480,352</u>	<u>568,654</u>	<u>576,853</u>	<u>562,850</u>	<u>574,548</u>

