

Annual Report

2011

Arts Group

Arts Optical International Holdings Limited

(Incorporated in Bermuda with limited liability)

Stock Code : 1120



Contents

Corporate Information	2
Group Structure	3
Financial Highlights	4
Chairman's Statement	5
Biographical Details of Directors and Management	11
Directors' Report	13
Corporate Governance Report	20
Independent Auditor's Report	24
Consolidated Statement of Comprehensive Income	26
Consolidated Statement of Financial Position	27
Consolidated Statement of Changes in Equity	29
Consolidated Statement of Cash Flows	31
Notes to the Consolidated Financial Statements	33
Financial Summary	82

Corporate Information

BOARD OF DIRECTORS

Executive directors

NG Hoi Ying, Michael
NG Kim Ying
LEE Wai Chung

Independent non-executive directors

WONG Chi Wai
CHUNG Hil Lan Eric
LAM Yu Lung
(appointed on 30th September, 2011)
Francis George MARTIN
(resigned on 30th September, 2011)

COMPANY SECRETARY

LEE Wai Chung

AUDITOR

Deloitte Touche Tohmatsu

LEGAL ADVISERS

Latham & Watkins
Conyers Dill & Pearman

REGISTERED OFFICE

Clarendon House
2 Church Street
Hamilton HM 11
Bermuda

WEBSITE

www.artsgroup.com

HEAD OFFICE AND PRINCIPAL PLACE OF BUSINESS IN HONG KONG

Unit 308, 3rd Floor, Sunbeam Centre
27 Shing Yip Street, Kwun Tong
Kowloon, Hong Kong

PRINCIPAL SHARE REGISTRAR

HSBC Securities Services (Bermuda) Limited
6 Front Street
Hamilton HM 11
Bermuda

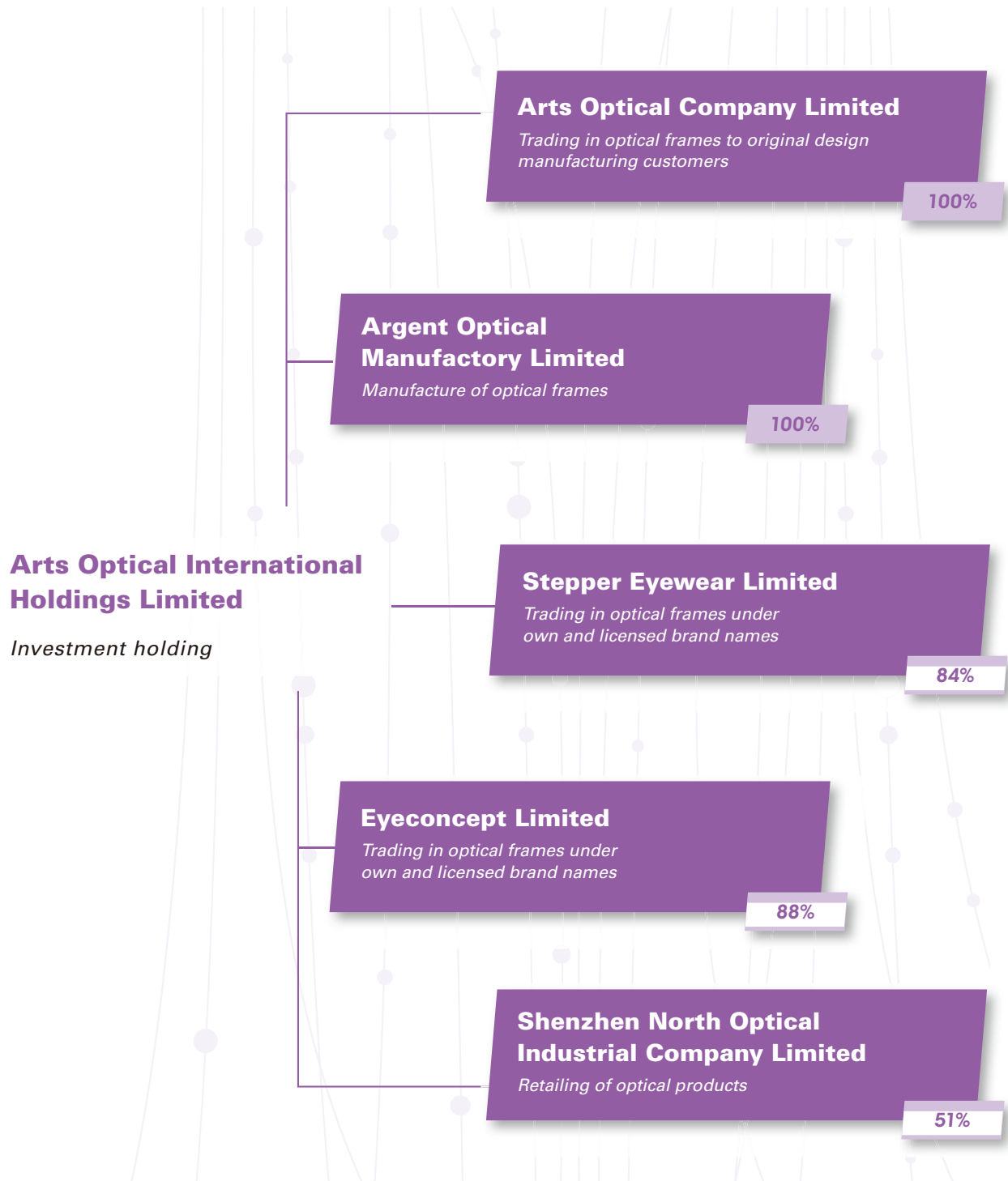
HONG KONG BRANCH SHARE REGISTRAR

Tricor Secretaries Limited
26/F., Tesbury Centre
28 Queen's Road East
Hong Kong

PRINCIPAL BANKERS

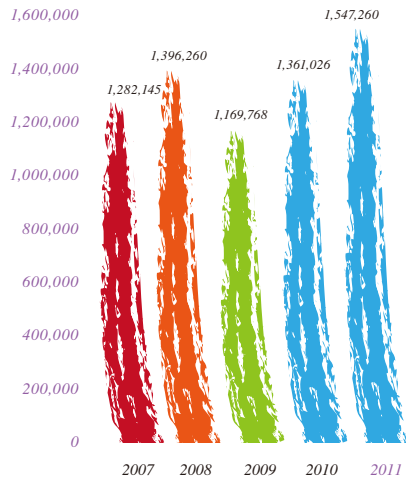
Australia and New Zealand Banking Group Limited
Hong Kong Branch
Bank of China (Hong Kong) Limited
China Construction Bank (Asia) Corporation Limited
Chong Hing Bank Limited
Dah Sing Bank, Limited
Hang Seng Bank Limited
Standard Chartered Bank (Hong Kong) Limited
The Bank of East Asia, Limited

Group Structure

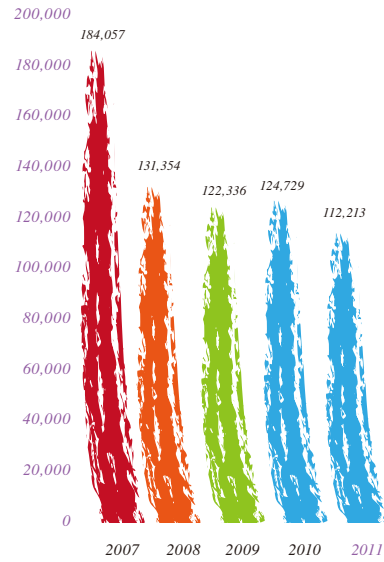


Financial Highlights

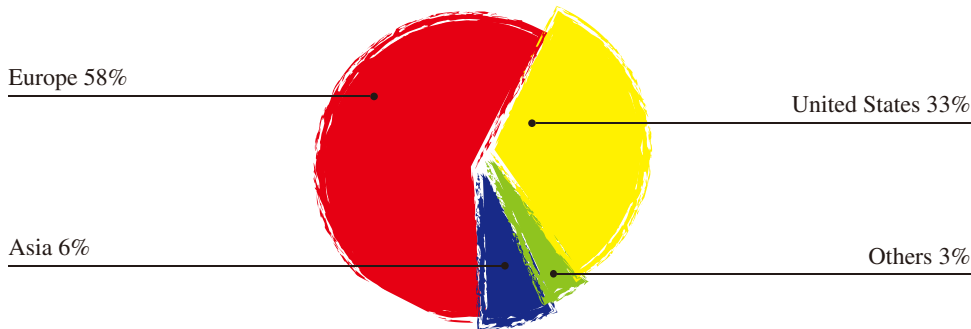
Consolidated revenue (HK\$'000)



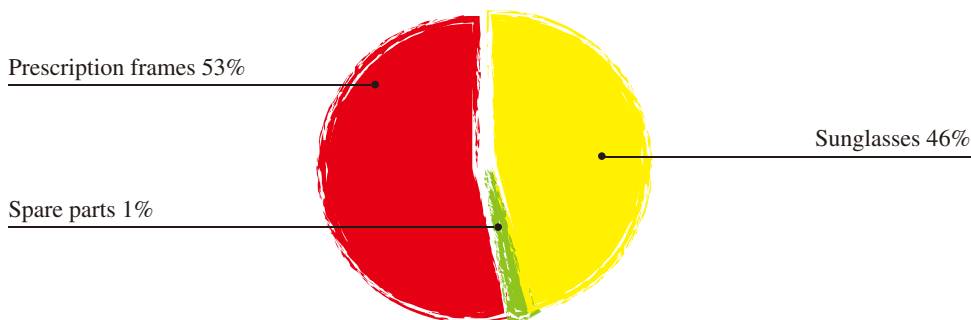
Profit attributable to owners of the Company (HK\$'000)



Consolidated revenue by geographical locations in 2011



Revenue of ODM division by product range in 2011



Chairman's Statement



BUSINESS REVIEW

Profitability analysis

The Group's consolidated revenue increased by 14% to HK\$1,547.3 million (2010: HK\$1,361.0 million) whereas the profit attributable to owners of the Company decreased by 10% to HK\$112.2 million (2010: HK\$124.7 million) in 2011. Basic earnings per share also decreased correspondingly by 10% to 29.2 HK cents (2010: 32.5 HK cents) in 2011.

Like most of the manufacturers operating in mainland China, the gross margin of the core businesses of the Group continued to be under pressure. The Group raised the wages of its workers in mainland China twice (in January and April) in 2011 to maintain its competitiveness in the tight labour market. Inflation remained high in mainland China and Renminbi appreciated by more than 4% against both United States ("US") dollars and Hong Kong dollars. All these negative cost factors dragged down the gross profit ratio (being the ratio of gross profit to revenue) of the Group by 2.3% from 24.1% in 2010 to 21.8% in 2011. The net profit ratio (being the ratio of profit attributable to owners of the Company to revenue) decreased by 1.9% from 9.2% in 2010 to 7.3% in 2011.

Original design manufacturing (ODM) division

Sales to ODM customers increased by 15% from HK\$1,238.5 million in 2010 to HK\$1,418.8 million in 2011. Geographically, sales to Europe, the US and Asia were up by 9%, 27% and 14% respectively. Europe, the US, Asia and other regions accounted for 59%, 36%, 4% and 1% respectively (2010: 62%, 32%, 4% and 2% respectively) of the revenue of the ODM division in 2011. The relatively satisfactory sales performance was mainly attributable to the higher level of sales orders received before the market began to slowdown in mid-2011 amid concerns over the spread of European sovereign debt crisis and double-dip recession in the US. Sales of prescription frames grew modestly by 7% whereas sales of sunglasses were up by 27% in 2011. The trend and change in sales mix were the results of increased emphasis placed by the global leaders of the eyewear industry on sunglasses carrying fashion labels. Sales of prescription frames, sunglasses and spare parts accounted for 53%, 46% and 1% respectively of the revenue of this division in 2011 (2010: 57%, 41% and 2% respectively).

Chairman's Statement



Distribution and retailing divisions

Revenue from the distribution division increased modestly by 5% from HK\$118.1 million in 2010 to HK\$124.3 million in 2011. Sales in Europe, the biggest market of the distribution division, were flat. Sales to emerging markets such as Brazil were excellent and offset the decline in sales in the North American markets. Sales to Europe, Asia, North America and other regions accounted for 55%, 26%, 4% and 15% respectively of the revenue of the distribution division in 2011 (2010: 59%, 26%, 5% and 10% respectively).

The retailing division of the Group operated a total of 3 shops in Shenzhen in both 2010 and 2011. Revenue of this division remained relatively flat at HK\$4.2 million in 2011 (2010: HK\$4.4 million).


Financial position and liquidity

Working capital management

The Group maintained a stable current ratio (being the ratio of total current assets to total current liabilities) during the year under review. The current ratio of the Group remained at 2.6 to 1.0 at both 31st December, 2011 and 31st December, 2010. As the market began to soften since mid-2011, the Group had taken appropriate action to scale down its production volume. Inventory balances remained fairly stable at about HK\$197.6 million as at 31st December, 2011 (31st December, 2010: HK\$197.2 million) despite the increase in revenue by 14% in 2011. Inventory turnover period (being the ratio of inventory balances to cost of sales) decreased accordingly from 70 days in 2010 to 60 days in 2011. Debtors turnover period (being the ratio of the total of trade debtors and bills receivable to revenue) increased slightly from 101 days in 2010 to 102 days in 2011.

Cash flows

The Group's operating activities generated a healthy net cash inflow of HK\$227.3 million (2010: HK\$240.3 million) before movements in working capital and HK\$176.8 million (2010: HK\$160.8 million) after movements in working capital in 2011. Net increase in working capital of HK\$50.5 million in 2011 was relatively low as compared with HK\$79.5 million of 2010 because of the effects of adjustment in production volume since mid-2011 as explained above. Capital expenditure was still high at HK\$142.7 million (2010: HK\$106.8 million) as the Group



Chairman's Statement

continued to execute its reinvestment plan of equipment upgrade and factory relocation. Total dividend payments of HK\$51.8 million were made in both 2011 and 2010. The net cash position of the Group (being the total of short-term bank deposits as well as bank balances and cash less bank borrowings) decreased from HK\$239.6 million as at 31st December, 2010 to HK\$215.7 million as at 31st December, 2011.

Gearing position

The Group continued to keep a low gearing position throughout 2011. The non-current liabilities of the Group comprised only deferred taxation which amounted to HK\$8.9 million as at 31st December, 2011 (31st December, 2010: HK\$13.4 million). The debt to equity ratio (expressed as a percentage of total non-current liabilities over equity attributable to owners of the Company) declined from 1.1% as at 31st December, 2010 to 0.7% as at 31st December, 2011.

Net book value

The Group had 383,650,000 shares in issue as at both 31st December, 2011 and 31st December, 2010 with an equity attributable to owners of the Company amounting to HK\$1,259.3 million and HK\$1,172.3 million as at 31st December, 2011 and 31st December, 2010 respectively. Net asset value per share (being the equity attributable to owners of the Company divided by the total number of shares in issue) as at 31st December, 2011 was HK\$3.28 (31st December, 2010: HK\$3.06).

Foreign currency exposure

The Group was exposed to the continuous appreciation of Renminbi against both US dollars and Hong Kong dollars. Save as above, the Group had limited exposure to foreign exchange rate fluctuations as most of its transactions were conducted in either US dollars, Hong Kong dollars or Renminbi and the exchange rate movements between US dollars and Hong Kong dollars were relatively stable during the year under review.

Contingent liabilities

Details of contingent liabilities are set out in note 34 to the consolidated financial statements.



Chairman's Statement

PROSPECTS

The demand for the Group's products is still affected by the uncertainty and volatility of the global economy amid the long and fragile economic recoveries in the US and debt-ridden Europe. Although the Group still maintains a stable order book of around three months sales order on hand for its ODM and distribution divisions, the management is monitoring the exports performance closely and implementing appropriate measures to enhance the flexibility and productivity of its workforce. The factory relocation plans to Pingdi Town, Shenzhen City and Heyuan City will be implemented in phases by taking into account both the short term and long term impact of changes in the external macro-economic environment and local government policies.

The cost pressure on our operating margin remains high. The minimum wages in China keeps rising as a result of the government's initiative to boost domestic consumption and narrow a widen poverty gap. The minimum wages in Shenzhen was further raised by 14% in February 2012 after a 20% increment in April 2011. The Chinese government is also under continuous external pressure to appreciate the Renminbi. Price adjustment, operational efficiency improvements and increased sales of higher margin products can only alleviate part of the cost pressure.

The Group is committed to increase the contributions from its higher margin distribution business. The launching of two house brands, **C E O · V** in Hong Kong Optical Fair in November 2011 and **BOXX** in the trade fair in Milan in March 2012, will provide further growth momentum to the distribution division. Limited contribution from the retailing division is expected in 2012 as there will not be any significant change of its operating scale.

As a manufacturer with its production base in China and major exports market of Europe and the US, 2012 will definitely a challenging year for the Group. With its solid financial position and flexible operational base, the management is confident that the Group can weather the challenges together with the its professional, loyal and creative workforce.



Chairman's Statement

UPDATE ON THE ACQUISITION OF PROPERTY

Reference is made to the Company's announcement dated 25th October, 2011 in relation to the sale and purchase agreement entered into between Sin Dak Industrial Limited (the "Purchaser"), a wholly-owned subsidiary of the Company, and Bright Treasure Development Limited (the "Vendor") with respect to the whole of the 32nd Floor of, and nine car parks on the 2nd Floor of, No. 55 King Yip Street, Kowloon, Hong Kong (the "Property") (the "SPA"). According to the said announcement, completion was expected to take place in March 2012.

Pursuant to the SPA, completion will take place within 14 days of the date of the Purchaser being notified in writing that: (a) the occupation permit has been issued and the Vendor is in the position validly to assign the Property to the Purchaser; or (b) the occupation permit and the certificate of compliance have been issued; whichever is earlier. The Company has been advised that the construction of the building where the Property is located is expected to complete within a few months. As such, the management expects that completion of the SPA will take place before December 2012.

DIVIDENDS

The Board has resolved to recommend a final dividend of 6.5 HK cents per share for the year ended 31st December, 2011. Subject to the approval of shareholders at the forthcoming annual general meeting of the Company to be held on 23rd May, 2012 (the "AGM"), the final dividend will be payable on or about 8th June, 2012 to shareholders whose names appear on the register of members of the Company on 30th May, 2012.

CLOSURE OF REGISTER OF MEMBERS

For the purposes of determining shareholders' eligibility to attend and vote at the AGM, and entitlement to the final dividend, the register of members of the Company will be closed. Details of such closures are set out below:

- (i) For determining eligibility to attend and vote at the AGM:

Latest time to lodge transfer documents for registration	4:30 pm on 17th May, 2012
Closure of register of members	18th May, 2012 to 23rd May, 2012 (both dates inclusive)
Record date	23rd May, 2012

- (ii) For determining entitlement to the final dividend:

Latest time to lodge transfer documents for registration	4:30 pm on 28th May, 2012
Closure of register of members	29th May, 2012 to 30th May, 2012 (both dates inclusive)
Record date	30th May, 2012

Chairman's Statement

During the above closure periods, no transfer of shares will be effected. To be eligible to attend and vote at the AGM, and to qualify for the final dividend, all properly completed transfer forms accompanied by the relevant share certificates must be lodged with the Company's Hong Kong branch share registrar, Tricor Secretaries Limited, at 26/F., Tesbury Centre, 28 Queen's Road East, Hong Kong for registration no later than the aforementioned latest time.

ANNUAL GENERAL MEETING

The notice of AGM will be despatched to the shareholders of the Company and will also be available on the Company's website at www.artsgroup.com and Hong Kong Exchanges and Clearing Limited's HKExnews website at www.hkexnews.hk on or about 18th April, 2012.

EMPLOYEES AND REMUNERATION POLICIES

As at 31st December, 2011, the Group employed approximately 10,500 (31st December, 2010: 11,800) full time staff in mainland China, Hong Kong and Europe. The Group remunerates its employees based on their performance, experience, qualifications and prevailing market salaries while performance bonuses are granted on a discretionary basis after considering individual performance and the operating results of the Group. Other employee benefits include insurance and medical coverage, subsidised educational and training programmes, provident fund schemes as well as a share option scheme.

APPRECIATION

On behalf of the board of directors, I would like to express my sincere appreciation and thanks to our shareholders, customers, suppliers, bankers and staff for their effort and commitment.

Ng Hoi Ying, Michael
Chairman

Hong Kong, 29th March, 2012

Biographical Details of Directors and Management

EXECUTIVE DIRECTORS

NG Hoi Ying, Michael (“Mr. Ng”), aged 57, is an executive director of the Company and the founder as well as the chairman of the Group. Mr. Ng is responsible for the corporate policy making and strategic planning of the Group. He has 44 years of experience in the optical products industry. Mr. Ng won the Young Industrialist Award of Hong Kong organised by the Federation of Hong Kong Industries in 1995. He was admitted as an Honorary Fellow of The Professional Validation Council of Hong Kong Industries in 2004. Mr. Ng was the President of the Hong Kong Optical Manufacturers Association Ltd. (the “HKOMA”) during 2002 and 2006 and currently is a committee member of the HKOMA, a Director of Hong Kong Commerce and Industry Associations Limited and a Life President of the Hong Kong Wong Tai Sin Industry And Commerce Association Limited. He is the brother of Mr. Ng Kim Ying.

NG Kim Ying, aged 56, is an executive director of the Company. Mr. Ng Kim Ying joined the Group in 1985 and is responsible for the implementation and application of information technology to the business of the Group. He has 27 years of experience in the optical products industry and is the brother of Mr. Ng.

LEE Wai Chung, aged 45, is an executive director and the company secretary of the Company as well as the financial controller of the Group. Mr. Lee joined the Group in 1995 and is responsible for the Group’s finance, accounting and company secretarial matters. He holds a Bachelor degree in Social Sciences from the University of Hong Kong. Mr. Lee is a Certified Public Accountant (Practising) and Certified Public Accountant in Hong Kong and the United States respectively as well as an overseas non-practising member of the Chinese Institute of Certified Public Accountants. He is also an associate member of the Hong Kong Institute of Chartered Secretaries and the Institute of Chartered Secretaries and Administrators and a fellow member of the Association of Chartered Certified Accountants. Mr. Lee has 24 years of experience in accounting and auditing.

INDEPENDENT NON-EXECUTIVE DIRECTORS

WONG Chi Wai, aged 45, is an independent non-executive director of the Company and a Certified Public Accountant (Practising) in Hong Kong and an associate member of The Institute of Chartered Accountants in England and Wales. Mr. Wong holds a Bachelor degree in Social Sciences from the University of Hong Kong and has also been admitted as a barrister of the High Court of Hong Kong since 1998. He has 24 years of experience in the accountancy profession and is the owner of a certified public accountants firm and an adviser to a law firm. Mr. Wong is an independent non-executive director of each of Bonjour Holdings Limited and Kin Yat Holdings Limited. He joined the Group in 2004.

CHUNG Hil Lan Eric, aged 46, is an independent non-executive director of the Company and a Certified Public Accountant (Practising) in Hong Kong and an associate member of The Institute of Chartered Accountants in England and Wales. Mr. Chung holds a Bachelor degree in Social Sciences from the University of Hong Kong. He has 24 years of experience in the accountancy profession and is the owner of a certified public accountants firm. Mr. Chung joined the Group in 2004.

Biographical Details of Directors and Management

INDEPENDENT NON-EXECUTIVE DIRECTORS (continued)

LAM Yu Lung, aged 47, is an independent non-executive director of the Company and a Certified Public Accountant (Practising) in Hong Kong and an associate member of The Institute of Chartered Accountants in England and Wales. Mr. Lam holds a Bachelor degree in Social Sciences from the University of Hong Kong. He has 24 years of experience in the accountancy profession and is a partner of a certified public accountants firm. Mr. Lam joined the Group in 2011.

Francis George MARTIN, age 71, had been an independent non-executive director of the Company since 1996, but resigned on 30th September 2011. He was formerly the President of the American Chamber of Commerce in Hong Kong and the President and Chief Executive of Security Pacific Asian Bank. Mr. Martin had over 40 years of experience in the financial services industry. He was awarded the “Silver Bauhinia Star” by the Government of the Hong Kong Special Administrative Region and the “To Peace and Commerce” medal by the United States Department of Commerce in 2002 and 2005 respectively.

SENIOR MANAGEMENT

LI Chi Hung, aged 51, is the general manager of the Group’s production plants in Shenzhen and Zhongshan. Mr. Li joined the Group in 1976 and assisted Mr. Ng in the establishment and expansion of the two production plants mentioned above. He is also responsible for the overall management and development of these plants and has 36 years of experience in the optical products industry.

HUNG Chao Chia, aged 59, is the deputy general manager of the Group’s production plants in Shenzhen and Zhongshan. Mr. Hung joined the Group in 1988 and is responsible for the financial management and administration of the two production plants mentioned above. Mr. Hung has 34 years of experience in the optical products industry. He is a member of the Committee of the Chinese People’s Political Consultative Conference of Zijin County, Heyuan City of Guangdong Province and the chairman of Shenzhen Optics & Optoelectronic Manufacturers Association.

WONG Kwok Leung, Alan, aged 54, is the product design and development director of the Group. Mr. Wong joined the Group in 1989 and is responsible for product and technology development of the Group. Mr. Wong has 32 years of experience in production management and product development, including 28 years in the optical products industry. He holds a Master degree in Engineering Management from the University of Technology, Sydney.

Directors' Report

The directors present their annual report and the audited consolidated financial statements of the Group for the year ended 31st December, 2011.

PRINCIPAL ACTIVITIES

The Company acts as an investment holding company. The activities of its principal subsidiaries are set out in note 36 to the consolidated financial statements.

RESULTS AND APPROPRIATIONS

The results of the Group for the year ended 31st December, 2011 are set out in the consolidated statement of comprehensive income on page 26.

An interim dividend of 6.5 HK cents per share amounting to HK\$24,938,000 was paid to the shareholders during the year. The directors now recommend the payment of a final dividend of 6.5 HK cents per share amounting to HK\$24,938,000 to the shareholders on the register of members on 30th May, 2012 and the retention of the remaining profit for the year.

PROPERTY, PLANT AND EQUIPMENT

During the year, the Group acquired property, plant and equipment of approximately HK\$90,066,000.

Details of this and other movements in property, plant and equipment of the Group during the year are set out in note 15 to the consolidated financial statements.

SHARE CAPITAL

Details of movements in the share capital of the Company are set out in note 25 to the consolidated financial statements.

DISTRIBUTABLE RESERVES OF THE COMPANY

The Company's reserves available for distribution to shareholders as at 31st December, 2011 were as follows:

	2011 <i>HK\$'000</i>	2010 <i>HK\$'000</i>
Contributed surplus	105,369	105,369
Retained earnings	32,813	30,373
	138,182	135,742

Directors' Report

SHARE OPTIONS

Particulars of the share option scheme (the "Share Option Scheme") of the Company adopted at the annual general meeting held on 28th May, 2003 are set out in note 26 to the consolidated financial statements. Under the Share Option Scheme, the maximum number of shares available for issue is 37,441,000 shares. No share options have been granted under the Share Option Scheme since its adoption.

DIRECTORS AND SERVICE CONTRACTS

The directors of the Company during the year and up to the date of this report were:

Executive directors:

Ng Hoi Ying, Michael
Ng Kim Ying
Lee Wai Chung

Independent non-executive directors:

Wong Chi Wai
Chung Hil Lan Eric
Lam Yu Lung (appointed on 30th September, 2011)
Francis George Martin (resigned on 30th September, 2011)

In accordance with Bye-laws 86(2) of the Company's Bye-laws, Mr. Lam Yu Lung will retire at the forthcoming annual general meeting and, being eligible, offer himself for re-election.

In accordance with Bye-laws 87(1) and 87(2) of the Company's Bye-laws, Mr. Lee Wai Chung and Mr. Wong Chi Wai will retire at the forthcoming annual general meeting and, being eligible, offer themselves for re-election.

No directors proposed for re-election at the forthcoming annual general meeting has a service contract which is not determinable by the Group within one year without payment of compensation (other than statutory compensation).

Each of the independent non-executive directors was appointed for a term of not more than three years and is subject to the retirement by rotation in accordance with the Company's Bye-laws.

The Company has received, from each of the independent non-executive directors, an annual confirmation of his independence pursuant to Rule 3.13 of the Rules Governing the Listing of Securities on The Stock Exchange of Hong Kong Limited. The Company considers all of the independent non-executive directors independent.

Directors' Report

DIRECTORS' INTERESTS IN CONTRACTS OF SIGNIFICANCE

No contracts of significance to which the Company or any of its subsidiaries was a party and in which a director of the Company had a material interest, whether directly or indirectly, subsisted at the end of the year or at any time during the year.

DIRECTORS' AND CHIEF EXECUTIVE'S INTERESTS AND SHORT POSITIONS IN SHARES, UNDERLYING SHARES AND DEBENTURES

As at 31st December, 2011, the interests and short positions of the directors and chief executive of the Company in the shares, underlying shares and debentures of the Company and any of its associated corporations (within the meaning of Part XV of the Securities and Futures Ordinance ("SFO")), as recorded in the register maintained by the Company pursuant to Section 352 of the SFO, or as otherwise notified to the Company and The Stock Exchange of Hong Kong Limited (the "Stock Exchange") pursuant to the Model Code for Securities Transactions by Directors of Listed Issuers (the "Model Code"), were as follows:

Shares in the Company (Long Positions)

Name of director	Number of issued ordinary shares held			Total	Approximate percentage of issued share capital of the Company
	Personal interests	Family interests	Other interests		
Ng Hoi Ying, Michael	2,856,000	3,000,000	151,000,000 <i>(Note a)</i>	156,856,000	40.89%
Ng Kim Ying	1,150,000	–	15,500,000 <i>(Note b)</i>	16,650,000	4.34%
Lee Wai Chung	2,750,000	–	–	2,750,000	0.72%

Directors' Report

DIRECTORS' AND CHIEF EXECUTIVE'S INTERESTS AND SHORT POSITIONS IN SHARES, UNDERLYING SHARES AND DEBENTURES

(continued)

Notes:

- (a) These shares were held by Ratagan International Company Limited ("Ratagan"). The entire issued share capital of Ratagan was held by Maritime Overseas Assets Limited which was wholly-owned by HSBC International Trustee Limited ("HSBCITL") as trustee of The Arts 2007 Trust, a discretionary trust, the beneficiaries of which included Mr. Ng Hoi Ying, Michael.
- (b) These shares were held by Universal Honour Developments Limited ("Universal Honour"). The entire issued share capital of Universal Honour was held by Rainbow City Investment Limited which was wholly-owned by HSBCITL as trustee of The Optical 2007 Trust, a discretionary trust, the beneficiaries of which included Mr. Ng Kim Ying.

Save as disclosed above, as at 31st December, 2011, none of the directors and chief executive of the Company had any interests or short positions in any shares, underlying shares or debentures of the Company or any of its associated corporations (within the meaning of Part XV of the SFO) as recorded in the register required to be kept under Section 352 of the SFO or as otherwise notified to the Company and the Stock Exchange pursuant to the Model Code.

DIRECTORS' RIGHTS TO ACQUIRE SHARES OR DEBENTURES

Other than the Share Option Scheme disclosed under the heading "Share Options" above, at no time during the year was the Company or any of its subsidiaries a party to any arrangements to enable the directors of the Company to acquire benefits by means of the acquisition of shares in, or debentures of, the Company or any other body corporate. In addition, other than as disclosed above, none of the directors of the Company, or their spouse or children under the age of 18 had any right to subscribe for the securities of the Company or had exercised any such right during the year.

SUBSTANTIAL SHAREHOLDERS

Other than the interests disclosed under the heading "Directors' and Chief Executive's Interests and Short Positions in Shares, Underlying Shares and Debentures" above, as at 31st December, 2011, the register of substantial shareholders maintained by the Company pursuant to Section 336 of the SFO shows that the following shareholders had notified the Company of relevant interests and short positions in the issued share capital of the Company:

Directors' Report

SUBSTANTIAL SHAREHOLDERS (continued)

Shares in the Company (Long Positions)

Name of shareholder	Capacity	Number of issued ordinary shares held	Approximate percentage of issued share capital of the Company
HSBC International Trustee Limited	Trustee	187,182,000 (Note a)	48.79%
Maritime Overseas Assets Limited	Held by controlled corporation	151,000,000 (Note a)	39.36%
Ratagan International Company Limited	Beneficial owner	151,000,000 (Note a)	39.36%
FMR LLC	Investment manager	38,365,000 (Note b)	10.00%
David Michael Webb	Beneficial owner	3,224,000	0.84%
	Held by controlled corporation	20,364,000 (Note c)	5.31%
Preferable Situation Assets Limited	Beneficial owner	20,364,000 (Note c)	5.31%

Notes:

- (a) HSBC International Trustee Limited ("HSBCITL") was the trustee of both The Arts 2007 Trust and The Optical 2007 Trust. The Arts 2007 Trust was a discretionary trust and the beneficiaries of which included Mr. Ng Hoi Ying, Michael. Under The Arts 2007 Trust, 151,000,000 shares of the Company were held by Ratagan International Company Limited ("Ratagan"). The entire issued share capital of Ratagan was held by Maritime Overseas Assets Limited which was wholly-owned by HSBCITL. The Optical 2007 Trust was a discretionary trust and the beneficiaries of which included Mr. Ng Kim Ying. Under The Optical 2007 Trust, 15,500,000 shares of the Company were held by Universal Honour Developments Limited ("Universal Honour"). The entire issued share capital of Universal Honour was held by Rainbow City Investment Limited which was also wholly-owned by HSBCITL.
- (b) FMR LLC was deemed to be interested in 38,365,000 shares of the Company through its controlled corporations, Fidelity Management & Research Company which was interested in 33,970,640 shares of the Company, and Fidelity Management Trust Company and Pyramis Global Advisors LLC, which were interested in 4,394,360 shares of the Company.
- (c) These shares were directly held by Preferable Situation Assets Limited ("PSAL"). Mr. David Michael Webb was deemed to be interested in the 20,364,000 shares of the Company held by PSAL under Part XV of the SFO.

Save as disclosed above, the register of substantial shareholders maintained by the Company pursuant to Section 336 of the SFO disclosed no other person as having notifiable interests or short positions in the issued share capital of the Company as at 31st December, 2011.

Directors' Report

MAJOR CUSTOMERS AND SUPPLIERS

For the year ended 31st December, 2011, the aggregate amount of turnover attributable to the Group's five largest customers accounted for approximately 55% of the Group's total turnover and the amount of turnover attributable to the Group's largest customer was approximately 17% of the Group's total turnover. The aggregate amount of purchases attributable to the Group's five largest suppliers accounted for approximately 33% of the Group's total purchases and the amount of purchases attributable to the Group's largest supplier was approximately 16% of the Group's total purchases.

At no time during the year did a director, an associate of a director or a shareholder of the Company (which to the knowledge of the directors owns more than 5% of the Company's issued share capital) have an interest in any of the Group's five largest customers or suppliers mentioned above.

CONVERTIBLE SECURITIES, OPTIONS, WARRANTS OR SIMILAR RIGHTS

Other than the Share Option Scheme disclosed under the heading "Share Options" above and in note 26 to the consolidated financial statements, the Company had no outstanding convertible securities, options, warrants or similar rights as at 31st December, 2011 and there has been no exercise of any other convertible securities, options, warrants or similar rights during the year.

PURCHASE, SALE OR REDEMPTION OF THE COMPANY'S LISTED SHARES

Neither the Company nor any of its subsidiaries purchased, sold or redeemed any of the Company's listed shares during the year.

PRE-EMPTIVE RIGHTS

There are no provisions for pre-emptive rights under the Company's Bye-laws, or the laws of Bermuda.

SUFFICIENCY OF PUBLIC FLOAT

Based on the information that is publicly available to the Company and within the knowledge of the directors of the Company, the Company has maintained a sufficient public float as at the date of this report.

Directors' Report

EMOLUMENT POLICY

The emolument policy of the employees of the Group is determined by the Remuneration Committee on the basis of their merit, qualifications and competence.

The emoluments of the executive directors of the Company were determined by the Remuneration Committee benchmarked against comparable companies in Hong Kong. The emoluments of the independent non-executive directors of the Company were recommended by the board of directors of the Company and approved by the shareholders at the annual general meeting.

The Company has adopted a share option scheme as an incentive to its directors and eligible employees. Details of the scheme are set out in note 26 to the consolidated financial statements.

Details of the retirement benefit schemes for all qualifying employees of the Group are set out in note 30 to the consolidated financial statements.

CORPORATE GOVERNANCE

The Company's corporate governance principles and practices are set out in the Corporate Governance Report on pages 20 to 23 of this Annual Report.

AUDITOR

A resolution will be submitted to the forthcoming annual general meeting of the Company to re-appoint Messrs. Deloitte Touche Tohmatsu as the auditor of the Company.

On behalf of the Board
Ng Hoi Ying, Michael
Chairman

Hong Kong, 29th March, 2012

Corporate Governance Report

CORPORATE GOVERNANCE PRACTICES

The board of directors of the Company (the “Board”) has adopted the code provisions set out in the Code on Corporate Governance Practices (the “CG Code”) contained in Appendix 14 to the Rules Governing the Listing of Securities on The Stock Exchange of Hong Kong Limited (the “Listing Rules”) as its own code on corporate governance practices. The Company had complied with all applicable code provisions in the CG Code throughout the year ended 31st December, 2011, except for deviations from code provision A.2.1 of the CG Code as disclosed under the paragraph “Chairman and Chief Executive Officer” below.

DIRECTORS’ SECURITIES TRANSACTIONS

The Company has adopted the Model Code for Securities Transactions by Directors of Listed Issuers (the “Model Code”) as set out in Appendix 10 to the Listing Rules as its own code of conduct regarding securities transactions by the directors of the Company (the “Directors”). Having made specific enquiry of the Directors, all the Directors confirmed that they had complied with the required standards as set out in the Model Code throughout the year ended 31st December, 2011.

BOARD OF DIRECTORS

The Board comprises six Directors, three of whom are executive Directors, namely Mr. Ng Hoi Ying, Michael, Mr. Ng Kim Ying and Mr. Lee Wai Chung, and three are independent non-executive Directors, namely Mr. Wong Chi Wai, Mr. Chung Hil Lan Eric and Mr. Lam Yu Lung.

During the year ended 31st December, 2011, four Board meetings were held. The attendance of each Director is set out as follows:

Directors	Attendance Record
Ng Hoi Ying, Michael	4/4
Ng Kim Ying	4/4
Lee Wai Chung	4/4
Wong Chi Wai	4/4
Chung Hil Lan Eric	4/4
Lam Yu Lung (appointed on 30th September, 2011)	1/1
Francis George Martin (resigned on 30th September, 2011)	3/3

The Board is responsible for the formulation of the key business and strategic decisions of the Company and its subsidiaries (collectively the “Group”) and monitoring the performances of the management team. The Board has delegated the authority and responsibility for implementing its business strategies and managing the daily operations of the Group’s business to the management team.

Board minutes are kept by the company secretary of the Company and are sent to the Directors for records. Each Board member is entitled to have access to Board papers and are able, upon reasonable request, to seek independent professional advice in appropriate circumstances, at the Company’s expenses.

Mr. Ng Hoi Ying, Michael, the Chairman of the Board and an executive director and Mr. Ng Kim Ying, an executive director, are brothers.

Corporate Governance Report

CHAIRMAN AND CHIEF EXECUTIVE OFFICER

Code provision A.2.1 of the CG Code stipulates that the roles of chairman and chief executive officer should be separate and should not be performed by the same individual. Mr. Ng Hoi Ying, Michael (“Mr. Ng”) is the founder and chairman of the Group. The Company does not at present have any officer with the title “chief executive officer” and Mr. Ng has been carrying out the duties of both the chairman and chief executive officer since the establishment of the Group and the Company. The Board intends to maintain this structure in the future as it believes that this structure ensures efficient and effective formulation and implementation of business strategies without compromising the balance of power and authority between the Board and the management of the Company.

APPOINTMENT AND RE-ELECTION OF DIRECTORS

Before the establishment of a Nomination Committee on 8th February, 2012, the duties and functions of the Nomination Committee recommended in the CG Code were performed by the Board collectively with no Director being involved in fixing his own terms of appointment and no independent non-executive Director being involved in assessing his own independence. The Board took into account criteria such as expertise, experience, integrity and commitment in the appointment of new Directors.

According to Bye-law 87(1) of the Bye-laws of the Company (the “Bye-laws”), at each annual general meeting of the Company, one-third of the Directors for the time being (or if their number is not a multiple of three, the number nearest to but not less than one-third) shall retire from office by rotation. Bye-law 87(2) of the Bye-laws further provides that the Director(s) to retire by rotation shall be those who have been longest in office since their last re-election or appointment, and as between persons who became or were last re-elected Directors on the same day, those to retire shall (unless they otherwise agree among themselves) be determined by lot. According to Bye-law 86(2), any Director appointed by the Board to fill a causal vacancy shall hold office only until the next following annual general meeting of the Company and shall then be eligible for re-election at that meeting.

Mr. Lee Wai Chung and Mr. Wong Chi Wai who were re-elected as Directors in the annual general meeting of the Company held on 29th May, 2009 and Mr. Lam Yu Lung who was appointed as a Director by the Board to fill a causal vacancy on 30th September, 2011 will retire at the forthcoming annual general meeting and will offer themselves for re-election. Their proposed term of office shall not be more than three years and is subject to retirement by rotation in accordance with the Bye-laws.

Mr. Chung Hil Lan Eric was re-elected as a Director in the annual general meeting of the Company held on 28th May, 2010 for a term of no more than three years and is subject to retirement by rotation in accordance with the Bye-laws. Mr. Ng Kim Ying and Mr. Ng Hoi Ying, Michael were re-elected as Directors in the annual general meeting of the Company held on 23rd May, 2011 for a term of no more than three years and are subject to retirement by rotation in accordance with the Bye-laws.

Corporate Governance Report

REMUNERATION COMMITTEE

A Remuneration Committee has been established by the Company since 2003 and currently comprises Mr. Chung Hil Lan (chairman of the Remuneration Committee), Mr. Wong Chi Wai and Mr. Lam Yu Lung, all of whom are independent non-executive Directors.

Two Remuneration Committee meetings were held during the year ended 31st December, 2011 and the attendance of each committee member is set out as follows:

Directors	Attendance Record
Wong Chi Wai	2/2
Chung Hil Lan Eric	2/2
Lam Yu Lung (appointed on 30th September, 2011)	0/0
Francis George Martin (resigned on 30th September, 2011)	2/2

The major roles and functions of the Remuneration Committee are summarized as follows:

1. To determine the remuneration of the executive Directors.
2. To review the remuneration policy of the Group.

During the year ended 31st December, 2011, the Remuneration Committee has, among other things, reviewed and determined the remuneration of the executive Directors with reference to their performance and the overall remuneration policy of the Group. The remuneration of independent non-executive Directors was recommended by the Board and approved by the shareholders of the Company at the annual general meeting.

ACCOUNTABILITY AND AUDIT

The Directors acknowledge their responsibility to prepare financial statements for each financial year which give a true and fair view of the state of affairs of the Group. In preparing the accounts for the year ended 31st December, 2011, the Directors have adopted suitable accounting policies which are pertinent to the Group's operation and relevant to the financial statements, have made judgements and estimates that are prudent and reasonable, and have prepared the accounts on a going concern basis.

A statement by the auditor about its reporting responsibilities is included in the Independent Auditor's Report on pages 24 to 25.

Corporate Governance Report

AUDITOR'S REMUNERATION

During the year under review, the remuneration paid to the Company's auditor, Messrs. Deloitte Touche Tohmatsu, is set out as follows:

Services rendered	Fees paid/payable <i>HK\$'000</i>
Audit services	1,580
Non-audit services:	
Review on 2011 interim results	320
Tax compliance services	139
Review on 2011 preliminary annual results	13

AUDIT COMMITTEE

An Audit Committee has been established by the Company since 1998 to act in an advisory capacity and make recommendations to the Board. The Audit Committee currently comprises Mr. Wong Chi Wai (chairman of the Audit Committee), Mr. Chung Hil Lan Eric and Mr. Lam Yu Lung, all of whom are independent non-executive Directors. The duties of the Audit Committee include (but are not limited to) review of the interim and annual reports of the Group as well as various auditing, financial reporting and internal control matters with the management and/or external auditor of the Company. The Audit Committee has performed the above duties during the year ended 31st December, 2011. Three Audit Committee meetings were held during the year ended 31st December, 2011 and the attendance of each committee member is set out as follows:

Directors	Attendance Record
Wong Chi Wai	3/3
Chung Hil Lan Eric	3/3
Lam Yu Lung (appointed on 30th September, 2011)	1/1
Francis George Martin (resigned on 30th September, 2011)	2/2

INTERNAL CONTROLS

It is the responsibility of the Board to ensure that the Group maintains sound and effective internal controls to safeguard the shareholders' investments and the Group's assets.

The internal control system of the Group comprises a well-established organisational structure and comprehensive policies and standards. Areas of responsibilities of each business and operational unit are clearly defined to ensure effective check and balances.

The Board, with the assistance of RSM Nelson Wheeler Consulting Limited, assessed the effectiveness of the Group's internal control system which covered all material controls, including financial, operational and compliance controls as well as risk management functions during the year ended 31st December, 2011. No major issue had been raised but certain areas for improvement had been identified and appropriate measures had been taken.

Independent Auditor's Report

Deloitte.

德勤

TO THE SHAREHOLDERS OF ARTS OPTICAL INTERNATIONAL HOLDINGS LIMITED

雅視光學集團有限公司

(incorporated in Bermuda with limited liability)

We have audited the consolidated financial statements of Arts Optical International Holdings Limited (the "Company") and its subsidiaries (collectively referred to as the "Group") set out on pages 26 to 81, which comprise the consolidated statement of financial position as at 31st December, 2011, and the consolidated statement of comprehensive income, the consolidated statement of changes in equity and the consolidated statement of cash flows for the year then ended, and a summary of significant accounting policies and other explanatory information.

Directors' Responsibility for the Consolidated Financial Statements

The directors of the Company are responsible for the preparation of consolidated financial statements that give a true and fair view in accordance with Hong Kong Financial Reporting Standards issued by the Hong Kong Institute of Certified Public Accountants and the disclosure requirements of the Hong Kong Companies Ordinance, and for such internal control as the directors determine is necessary to enable the preparation of the consolidated financial statements that are free from material misstatement, whether due to fraud or error.

Auditor's Responsibility

Our responsibility is to express an opinion on these consolidated financial statements based on our audit and to report our opinion solely to you, as a body, in accordance with Section 90 of the Bermuda Companies Act, and for no other purpose. We do not assume responsibility towards or accept liability to any other person for the contents of this report. We conducted our audit in accordance with Hong Kong Standards on Auditing issued by the Hong Kong Institute of Certified Public Accountants. Those standards require that we comply with ethical requirements and plan and perform the audit to obtain reasonable assurance about whether the consolidated financial statements are free from material misstatement.

Independent Auditor's Report

An audit involves performing procedures to obtain audit evidence about the amounts and disclosures in the consolidated financial statements. The procedures selected depend on the auditor's judgment, including the assessment of the risks of material misstatement of the consolidated financial statements, whether due to fraud or error. In making those risk assessments, the auditor considers internal control relevant to the entity's preparation of the consolidated financial statements that give a true and fair view in order to design audit procedures that are appropriate in the circumstances, but not for the purpose of expressing an opinion on the effectiveness of the entity's internal control. An audit also includes evaluating the appropriateness of accounting policies used and the reasonableness of accounting estimates made by the directors, as well as evaluating the overall presentation of the consolidated financial statements.

We believe that the audit evidence we have obtained is sufficient and appropriate to provide a basis for our audit opinion.

Opinion

In our opinion, the consolidated financial statements give a true and fair view of the state of affairs of the Group as at 31st December, 2011 and of the Group's profit and cash flows for the year then ended in accordance with Hong Kong Financial Reporting Standards and have been properly prepared in accordance with the disclosure requirements of the Hong Kong Companies Ordinance.

Deloitte Touche Tohmatsu
Certified Public Accountants
Hong Kong

29th March, 2012

Consolidated Statement of Comprehensive Income

For the year ended 31st December, 2011

	Notes	2011 HK\$'000	2010 HK\$'000
Revenue	5	1,547,260	1,361,026
Cost of sales		(1,210,077)	(1,032,533)
Gross profit		337,183	328,493
Other income	6	19,045	12,717
Other gains and losses	7	6,117	4,325
Distribution and selling expenses		(32,527)	(22,170)
Administrative expenses		(207,131)	(180,519)
Other expenses		(983)	(955)
Finance costs	8	(260)	(398)
Profit before tax		121,444	141,493
Income tax expense	9	(8,709)	(15,972)
Profit for the year	10	112,735	125,521
Other comprehensive income:			
Exchange differences arising on translation of foreign operations		25,875	27,936
Total comprehensive income for the year		138,610	153,457
Profit for the year attributable to:			
Owners of the Company		112,213	124,729
Non-controlling interests		522	792
		112,735	125,521
Total comprehensive income attributable to:			
Owners of the Company		138,084	152,628
Non-controlling interests		526	829
		138,610	153,457
Earnings per share	14		
– Basic		29.2 HK cents	32.5 HK cents

Consolidated Statement of Financial Position

At 31st December, 2011

	<i>Notes</i>	2011 <i>HK\$'000</i>	2010 <i>HK\$'000</i>
Non-current Assets			
Property, plant and equipment	15	605,370	588,187
Prepaid lease payments	16	53,927	53,057
Deposits paid for acquisition of property, plant and equipment		55,940	3,348
Intangible assets	17	4,680	4,680
Loan receivable	18	5,631	7,900
Available-for-sale investments	19	5,858	5,858
Deferred tax assets	27	200	188
		731,606	663,218
Current Assets			
Inventories	20	197,555	197,181
Debtors, deposits and prepayments	21	437,435	378,788
Loan receivable	18	2,253	2,257
Prepaid lease payments	16	1,384	1,328
Tax recoverable		2,226	2,999
Short-term bank deposits	22	93,055	145,266
Bank balances and cash	22	138,501	120,184
		872,409	848,003
Current Liabilities			
Creditors and accrued charges	23	315,467	293,284
Bank borrowings	24	15,833	25,833
Tax liabilities		38	1,954
		331,338	321,071
Net Current Assets		541,071	526,932
Total Assets less Current Liabilities		1,272,677	1,190,150

Consolidated Statement of Financial Position

At 31st December, 2011

	<i>Notes</i>	2011 <i>HK\$'000</i>	2010 <i>HK\$'000</i>
Capital and Reserves			
Share capital	25	38,365	38,365
Reserves		1,220,900	1,133,929
Equity attributable to owners of the Company		1,259,265	1,172,294
Non-controlling interests		4,484	4,407
Total Equity		1,263,749	1,176,701
Non-current Liabilities			
Deferred tax liabilities	27	8,928	13,449
		1,272,677	1,190,150

The consolidated financial statements on pages 26 to 81 were approved and authorised for issue by the Board of Directors on 29th March, 2012 and are signed on its behalf by:

Ng Hoi Ying, Michael
DIRECTOR

Ng Kim Ying
DIRECTOR

Consolidated Statement of Changes in Equity

For the year ended 31st December, 2011

	Attributable to owners of the Company						Non-controlling		Total HK\$'000
	Share capital HK\$'000	Share premium HK\$'000	Special reserve HK\$'000 (Note a)	Other reserve HK\$'000 (Note b)	Exchange reserve HK\$'000	Retained profits HK\$'000	Total HK\$'000	interests HK\$'000	
At 1st January, 2010	38,365	113,950	(3,269)	–	62,862	859,551	1,071,459	3,711	1,075,170
Profit for the year	–	–	–	–	–	124,729	124,729	792	125,521
Exchange differences arising on translation of foreign operations	–	–	–	–	27,899	–	27,899	37	27,936
Total comprehensive income for the year	–	–	–	–	27,899	124,729	152,628	829	153,457
Dividends paid (note 13)	–	–	–	–	–	(51,793)	(51,793)	–	(51,793)
Dividends paid to non-controlling shareholders of a subsidiary	–	–	–	–	–	–	–	(133)	(133)
At 31st December, 2010	38,365	113,950	(3,269)	–	90,761	932,487	1,172,294	4,407	1,176,701
Profit for the year	–	–	–	–	–	112,213	112,213	522	112,735
Exchange differences arising on translation of foreign operations	–	–	–	–	25,871	–	25,871	4	25,875
Total comprehensive income for the year	–	–	–	–	25,871	112,213	138,084	526	138,610
Dividends paid (note 13)	–	–	–	–	–	(51,793)	(51,793)	–	(51,793)
Dividends paid to non-controlling shareholders of a subsidiary	–	–	–	–	–	–	–	(750)	(750)
Acquisition of additional interest in a subsidiary	–	–	–	(7)	–	–	(7)	7	–
Disposal of partial interest in a subsidiary	–	–	–	687	–	–	687	294	981
At 31st December, 2011	38,365	113,950	(3,269)	680	116,632	992,907	1,259,265	4,484	1,263,749

Consolidated Statement of Changes in Equity

For the year ended 31st December, 2011

Notes:

- (a) Special reserve represents the difference between the nominal amount of the share capital issued by the Company and the aggregate of the nominal amount of the issued share capital and the surplus account of Allied Power Inc. pursuant to the group reorganisation in 1996.
- (b) Other reserve arose from the acquisition of additional interest in a subsidiary from non-controlling interests and the disposal of partial interest in a subsidiary to non-controlling interests without losing control.

During the year ended 31st December, 2011, the Group acquired an additional 3% equity interest in a non-wholly owned subsidiary, Eyeconcept Limited, from non-controlling interests at a cash consideration of HK\$3. The difference of HK\$6,435 between the cash consideration paid and the net liabilities attributable to the 3% of equity interest in Eyeconcept Limited acquired amounting to HK\$6,432 at the date of acquisition has been recognised directly in other reserve.

During the year ended 31st December, 2011, the Group disposed of 1% equity interest in a non-wholly owned subsidiary, Stepper Eyewear Limited, to non-controlling interests at a cash consideration of HK\$980,892. The difference of HK\$686,764 between the cash consideration received and the net assets attributable to the 1% equity interest in Stepper Eyewear Limited disposed of amounting to HK\$294,128 at the date of disposal has been recognised directly in other reserve.

Consolidated Statement of Cash Flows

For the year ended 31st December, 2011

Note	2011 HK\$'000	2010 HK\$'000
OPERATING ACTIVITIES		
Profit before tax	121,444	141,493
Adjustments for:		
Finance costs	260	398
Release of prepaid lease payments	1,292	977
Depreciation of property, plant and equipment	96,460	98,079
Allowance for inventories	1,320	–
Allowance for doubtful debts	9,409	1,707
Interest income	(1,464)	(1,380)
Dividend income from available-for-sale investments	(1,438)	(943)
Net loss on disposal of property, plant and equipment	22	9
Operating cash flows before movements in working capital	227,305	240,340
Increase in inventories	(2,567)	(46,967)
Increase in debtors, deposits and prepayments	(70,148)	(65,392)
Increase in creditors and accrued charges	22,183	32,833
Cash generated from operations	176,773	160,814
Income taxes paid	(14,385)	(21,072)
NET CASH FROM OPERATING ACTIVITIES	162,388	139,742
INVESTING ACTIVITIES		
Purchase of property, plant and equipment	(86,718)	(103,417)
Acquisition of subsidiaries	–	(54,136)
Proceeds from disposal of property, plant and equipment	114	–
Interest received	1,464	1,380
Repayment of loan receivable	2,273	2,205
Dividend received from available-for-sale investments	1,438	943
Deposits paid for acquisition of property, plant and equipment	(55,940)	(3,348)
NET CASH USED IN INVESTING ACTIVITIES	(137,369)	(156,373)

Consolidated Statement of Cash Flows

For the year ended 31st December, 2011

	2011 HK\$'000	2010 HK\$'000
FINANCING ACTIVITIES		
Proceeds from disposal of partial interest in a subsidiary without losing control	981	–
Dividends paid to owners of the Company	(51,793)	(51,793)
Dividends paid to non-controlling shareholders of a subsidiary	(750)	(133)
Interest paid	(260)	(398)
New bank borrowings raised	–	3,879
Repayment of bank borrowings	(10,000)	(13,879)
NET CASH USED IN FINANCING ACTIVITIES	(61,822)	(62,324)
NET DECREASE IN CASH AND CASH EQUIVALENTS	(36,803)	(78,955)
CASH AND CASH EQUIVALENTS AT THE BEGINNING OF THE YEAR	265,450	341,756
Effect of foreign exchange rate changes	2,909	2,649
CASH AND CASH EQUIVALENTS AT THE END OF THE YEAR	231,556	265,450
ANALYSIS OF THE BALANCE OF CASH AND CASH EQUIVALENTS		
Short-term bank deposits	93,055	145,266
Bank balances and cash	138,501	120,184
	231,556	265,450

Notes to the Consolidated Financial Statements

For the year ended 31st December, 2011

1. GENERAL

The Company is incorporated in Bermuda as an exempted company with limited liability and its shares are listed on The Stock Exchange of Hong Kong Limited (the “Stock Exchange”). The addresses of the registered office and principal place of business of the Company are disclosed in the corporate information to the annual report.

The Company is an investment holding company. The principal activities of the Company and its principal subsidiaries (the “Group”) are set out in note 36.

The consolidated financial statements are presented in Hong Kong dollars which is different from the functional currency of the Company, which is United States dollars, as directors of the Company (the “Directors”) consider that Hong Kong dollars is the most appropriate presentation currency in view of its place of listing.

2. APPLICATION OF NEW AND REVISED HONG KONG FINANCIAL REPORTING STANDARDS (“HKFRSs”)

In the current year, the Group has applied the following new and revised HKFRSs issued by the Hong Kong Institute of Certified Public Accountants (“HKICPA”).

Amendments to HKFRSs	Improvements to HKFRSs issued in 2010
HKAS 24 (as revised in 2009)	Related Party Disclosures
Amendments to HKAS 32	Classification of Rights Issues
Amendments to HK(IFRIC) – Int 14	Prepayments of a Minimum Funding Requirement
HK(IFRIC) – Int 19	Extinguishing Financial Liabilities with Equity Instruments

The application of the new and revised HKFRSs in the current year has had no material impact on the Group’s financial performance and positions for the current and prior years and/or on the disclosures set out in these consolidated financial statements.

Notes to the Consolidated Financial Statements

For the year ended 31st December, 2011

2. APPLICATION OF NEW AND REVISED HONG KONG FINANCIAL REPORTING STANDARDS (“HKFRSs”) (continued)

The Group has not early applied the following new and revised HKFRSs that have been issued but are not yet effective:

Amendments to HKFRS 7	Disclosures – Transfers of Financial Assets ¹
Amendments to HKFRS 7	Disclosures – Offsetting Financial Assets and Financial Liabilities ²
Amendments to HKFRS 9 and HKFRS 7	Mandatory Effective Date of HKFRS 9 and Transition Disclosures ³
HKFRS 9	Financial Instruments ³
HKFRS 10	Consolidated Financial Statements ²
HKFRS 11	Joint Arrangements ²
HKFRS 12	Disclosure of Interests in Other Entities ²
HKFRS 13	Fair Value Measurement ²
Amendments to HKAS 1	Presentation of Items of Other Comprehensive Income ⁵
Amendments to HKAS 12	Deferred Tax – Recovery of Underlying Assets ⁴
HKAS 19 (as revised in 2011)	Employee Benefits ²
HKAS 27 (as revised in 2011)	Separate Financial Statements ²
HKAS 28 (as revised in 2011)	Investments in Associates and Joint Ventures ²
Amendments to HKAS 32	Offsetting Financial Assets and Financial Liabilities ⁶
HK(IFRIC) – Int 20	Stripping Costs in the Production Phase of a Surface Mine ²

¹ Effective for annual periods beginning on or after 1st July, 2011

² Effective for annual periods beginning on or after 1st January, 2013

³ Effective for annual periods beginning on or after 1st January, 2015

⁴ Effective for annual periods beginning on or after 1st January, 2012

⁵ Effective for annual periods beginning on or after 1st July, 2012

⁶ Effective for annual periods beginning on or after 1st January, 2014

Notes to the Consolidated Financial Statements

For the year ended 31st December, 2011

2. APPLICATION OF NEW AND REVISED HONG KONG FINANCIAL REPORTING STANDARDS (“HKFRSs”) (continued)

HKFRS 9 “Financial Instruments”

HKFRS 9 issued in 2009 introduces new requirements for the classification and measurement of financial assets. HKFRS 9 amended in 2010 includes the requirements for the classification and measurement of financial liabilities and for derecognition.

Key requirements of HKFRS 9 are described as follows:

HKFRS 9 requires all recognised financial assets that are within the scope of HKAS 39 “Financial Instruments: Recognition and Measurement” to be subsequently measured at amortised cost or fair value. Specifically, debt investments that are held within a business model whose objective is to collect the contractual cash flows, and that have contractual cash flows that are solely payments of principal and interest on the principal outstanding are generally measured at amortised cost at the end of subsequent accounting periods. All other debt investments and equity investments are measured at their fair values at the end of subsequent reporting periods. In addition, under HKFRS 9, entities may make an irrevocable election to present subsequent changes in the fair value of an equity investment (that is not held for trading) in other comprehensive income, with only dividend income generally recognised in profit or loss.

The Directors anticipate that the adoption of HKFRS 9 in the future may have significant impact on amounts reported in respect of the Group’s classification and measurement of available-for-sale investments which are currently stated at cost less impairment and will be measured at fair value upon application. Regarding the Group’s available-for-sale investments, it is not practicable to provide a reasonable estimate of that effect until a detailed review has been completed.

Amendments to HKAS 1 Presentation of Items of Other Comprehensive Income

The amendments to HKAS 1 retain the option to present profit or loss and other comprehensive income in either a single statement or in two separate but consecutive statements. However, the amendments to HKAS 1 require additional disclosures to be made in the other comprehensive income section such that items of other comprehensive income are grouped into two categories: (a) items that will not be reclassified subsequently to profit or loss; and (b) items that may be reclassified subsequently to profit or loss when specific conditions are met. Income tax on items of other comprehensive income is required to be allocated on the same basis.

The amendments to HKAS 1 will be adopted in the Group’s consolidated financial statements for annual periods beginning on 1st January, 2013. The presentation of items of other comprehensive income will be modified accordingly when the amendments are applied in the future accounting periods.

The Directors anticipate that the application of the other new and revised HKFRSs will have no material impact on the consolidated financial statements.

Notes to the Consolidated Financial Statements

For the year ended 31st December, 2011

3. SIGNIFICANT ACCOUNTING POLICIES

The consolidated financial statements have been prepared in accordance with HKFRSs issued by the HKICPA. In addition, the consolidated financial statements include applicable disclosures required by the Rules Governing the Listing of Securities on the Stock Exchange (the “Listing Rules”) and by the Hong Kong Companies Ordinance.

The consolidated financial statements have been prepared on the historical cost basis and in accordance with in the accounting policies set out below.

Basis of consolidation

The consolidated financial statements incorporate the financial statements of the Company and entities controlled by the Company (its subsidiaries). Control is achieved where the Company has the power to govern the financial and operating policies of an entity so as to obtain benefits from its activities.

The results of subsidiaries acquired or disposed of during the year are included in the consolidated statement of comprehensive income from the effective date of acquisition or up to the effective date of disposal, as appropriate.

Where necessary, adjustments are made to the financial statements of subsidiaries to bring their accounting policies into line with those used by other members of the Group.

All intra-group transactions, balances, income and expenses are eliminated on consolidation.

Non-controlling interests in subsidiaries are presented separately from the Group’s equity therein.

Allocation of total comprehensive income to non-controlling interests

Total comprehensive income and expense of a subsidiary is attributed to the owners of the Company and to the non-controlling interests even if this results in the non-controlling interests having a deficit balance.

Notes to the Consolidated Financial Statements

For the year ended 31st December, 2011

3. SIGNIFICANT ACCOUNTING POLICIES (continued)

Basis of consolidation (continued)

Changes in the Group's ownership interests in existing subsidiaries

Changes in the Group's ownership interests in subsidiaries that do not result in the Group losing control over the subsidiaries are accounted for as equity transactions. The carrying amounts of the Group's interests and the non-controlling interests are adjusted to reflect the changes in their relative interests in the subsidiaries. Any difference between the amount by which the non-controlling interests are adjusted and the fair value of the consideration paid or received is recognised directly in equity and attributed to owners of the Company.

When the Group loses control of a subsidiary, it (i) derecognises the assets (including any goodwill) and liabilities of that subsidiary at their carrying amounts at the date when control is lost, (ii) derecognises the carrying amount of any non-controlling interests in that subsidiary at the date when control is lost (including any components of other comprehensive income attributable to them), and (iii) recognises the aggregate of the fair value of the consideration received and the fair value of any retained interest, with any resulting difference being recognised as a gain or loss in profit or loss attributable to the Group. Where assets of the subsidiary are carried at revalued amounts or fair values and the related cumulative gain or loss has been recognised in other comprehensive income and accumulated in equity, the amounts previously recognised in other comprehensive income and accumulated in equity are accounted for as if the Group had directly disposed of the related assets (i.e. reclassified to profit or loss or transferred directly to retained earnings as specified by applicable HKFRSs). The fair value of any investment retained in that subsidiary at the date when control is lost is regarded as the fair value on initial recognition for subsequent accounting under HKAS 39 "Financial Instruments: Recognition and Measurement" or, when applicable, the cost on initial recognition of an investment in an associate or a jointly controlled entity.

Revenue recognition

Revenue is measured at the fair value of the consideration received or receivable and represents amounts receivable for goods sold in the normal course of business, net of discounts and sales related taxes.

Revenue from sale of goods is recognised when the goods are delivered and titles have passed.

Interest income from a financial asset is recognised when it is probable that the economic benefits will flow to the Group and the amount of income can be measured reliably. Interest income from a financial asset is accrued on a time basis, by reference to the principal outstanding and at the effective interest rate applicable, which is the rate that exactly discounts the estimated future cash receipts through the expected life of the financial asset to that asset's net carrying amount on initial recognition.

Dividend income from investments is recognised when the Group's rights to receive payment have been established.

Royalty income is recognised on an accrual basis in accordance with the substance of the relevant agreement. Royalty arrangement that is based on sales is recognised by reference to the underlying arrangement.

Notes to the Consolidated Financial Statements

For the year ended 31st December, 2011

3. SIGNIFICANT ACCOUNTING POLICIES (continued)

Property, plant and equipment

Property, plant and equipment other than buildings under construction, are stated in the consolidated statement of financial position at cost less subsequent accumulated depreciation and accumulated impairment losses, if any.

Depreciation is recognised so as to write off the cost of items of property, plant and equipment, other than buildings under construction, less their residual values over their estimated useful lives, using the straight-line method. The estimated useful lives, residual values and depreciation method are reviewed at the end of each reporting period, with the effect of any changes in estimate accounted for on a prospective basis.

Buildings under construction represents property, plant and equipment in the course of construction for production or for its own use purposes. Buildings under construction is carried at cost less any recognised impairment loss. Costs include professional fees and, for qualifying assets, borrowing costs capitalised in accordance with the Group's accounting policy. Buildings under construction is classified to the appropriate category of property, plant and equipment when completed and ready for intended use. Depreciation of these assets, on the same basis as other property assets, commences when the assets are ready for their intended use.

An item of property, plant and equipment is derecognised upon disposal or when no future economic benefits are expected to arise from the continued use of the asset. Any gain or loss arising on the disposal or retirement of an item of property, plant and equipment is determined as the difference between the sales proceeds and the carrying amount of the asset and is recognised in profit or loss.

Leasing

Leases are classified as finance leases whenever the terms of the lease transfer substantially all the risks and rewards of ownership to the lessee. All other leases are classified as operating leases.

The Group as lessee

Operating lease payments are recognised as an expense on a straight-line basis over the lease term, except where another systematic basis is more representative of the time pattern in which economic benefits from the leased asset are consumed.

Notes to the Consolidated Financial Statements

For the year ended 31st December, 2011

3. SIGNIFICANT ACCOUNTING POLICIES (continued)

Leasing (continued)

Leasehold land and buildings

When a lease includes both land and building elements, the Group assesses the classification of each element as a finance or an operating lease separately based on the assessment as to whether substantially all the risks and rewards incidental to ownership of each element have been transferred to the Group, unless it is clear that both elements are operating leases in which case the entire lease is classified as an operating lease. Specifically, the minimum lease payments (including any lump-sum upfront payments) are allocated between the land and the building elements in proportion to the relative fair values of the leasehold interests in the land element and building element of the lease at the inception of the lease.

To the extent the allocation of the lease payments can be made reliably, interest in leasehold land that is accounted for as an operating lease is presented as “prepaid lease payments” in the consolidated statement of financial position and is amortised over the lease term on a straight-line basis except for those that are classified and accounted for as investment properties under the fair value model.

Intangible assets

Intangible assets represent trademarks with indefinite useful lives and are carried at cost less any subsequent accumulated impairment losses (see accounting policy in respect of impairment losses on tangible and intangible assets below).

Gains or losses arising from derecognition of an intangible asset are measured as the difference between the net disposal proceeds and the carrying amount of the asset and are recognised in profit or loss in the period when the asset is derecognised.

Impairment losses on tangible and intangible assets

At the end of the reporting period, the Group reviews the carrying amounts of its tangible and intangible assets to determine whether there is any indication that those assets have suffered an impairment loss. If any such indication exists, the recoverable amount of the asset is estimated in order to determine the extent of the impairment loss, if any. In addition, intangible assets with indefinite useful lives are tested for impairment at least annually, and whenever there is an indication that they may be impaired. If the recoverable amount of an asset is estimated to be less than its carrying amount, the carrying amount of the asset is reduced to its recoverable amount. An impairment loss is recognised immediately in profit or loss.

Where an impairment loss subsequently reverses, the carrying amount of the asset is increased to the revised estimate of its recoverable amount, but so that the increased carrying amount does not exceed the carrying amount that would have been determined had no impairment loss been recognised for the asset in prior years. A reversal of an impairment loss is recognised as income immediately.

Notes to the Consolidated Financial Statements

For the year ended 31st December, 2011

3. SIGNIFICANT ACCOUNTING POLICIES (continued)

Inventories

Inventories are stated at the lower of cost and net realisable value. Cost is calculated using the weighted average method.

Financial instruments

Financial assets and financial liabilities are recognised in the consolidated statement of financial position when a group entity becomes a party to the contractual provisions of the instruments.

Financial assets and financial liabilities are initially measured at fair value. Transaction costs that are directly attributable to the acquisition or issue of financial assets and financial liabilities are added to or deducted from the fair value of the financial assets or financial liabilities, as appropriate, on initial recognition.

Financial assets

The Group's financial assets are classified into one of the two categories, including loans and receivables and available-for-sale investments. The classification depends on the nature and purpose of the financial assets and is determined at the time of initial recognition.

Effective interest method

The effective interest method is a method of calculating the amortised cost of a financial asset and of allocating interest income over the relevant period. The effective interest rate is the rate that exactly discounts estimated future cash receipts (including all fees paid or received that form an integral part of the effective interest rate, transaction costs and other premiums or discounts) through the expected life of the financial asset, or, where appropriate, a shorter period to the net carrying amount on initial recognition.

Interest income is recognised on an effective interest basis for debt instruments.

Loans and receivables

Loans and receivables are non-derivative financial assets with fixed or determinable payments that are not quoted in an active market. Subsequent to initial recognition, loans and receivables (including debtors, loan receivable, bank balances and cash, and short-term bank deposits) are carried at amortised cost using the effective interest method, less any identified impairment losses (see accounting policy in respect of impairment of financial assets below).

Notes to the Consolidated Financial Statements

For the year ended 31st December, 2011

3. SIGNIFICANT ACCOUNTING POLICIES (continued)

Financial instruments (continued)

Financial assets (continued)

Available-for-sale financial assets

Available-for-sale financial assets are non-derivatives that are either designated or not classified as financial assets at fair value through profit or loss, loans and receivables or held-to-maturity investments. For available-for-sale equity investments that do not have a quoted market price in an active market and whose fair value cannot be reliably measured, they are measured at cost less any identified impairment losses at the end of the reporting period (see accounting policy in respect of impairment of financial assets below).

Impairment of financial assets

Financial assets are assessed for indicators of impairment at the end of the reporting period. Financial assets are considered to be impaired where there is objective evidence that, as a result of one or more events that occurred after the initial recognition of the financial asset, the estimated future cash flows of the financial assets have been affected.

Objective evidence of impairment could include:

- significant financial difficulty of the issuer or counterparty; or
- breach of contract, such as default or delinquency in interest and principal payments; or
- it becoming probable that the borrower will enter bankruptcy or financial re-organisation.

For certain categories of financial asset, such as trade debtors, assets that are assessed not to be impaired individually are, in addition, assessed for impairment on a collective basis. Objective evidence of impairment for a portfolio of receivables could include the Group's past experience of collecting payments, an increase in the number of delayed payments in the portfolio past the credit period of 30 days to 120 days, and observable changes in national or local economic conditions that correlate with default on receivables.

For financial assets carried at amortised cost, the amount of the impairment loss recognised is the difference between the asset's carrying amount and the present value of the estimated future cash flows discounted at the financial asset's original effective interest rate.

For financial assets carried at cost, the amount of the impairment loss is measured as the difference between the asset's carrying amount and the present value of the estimated future cash flows discounted at the current market rate of return for a similar financial asset. Such impairment loss will not be reversed in subsequent periods.

Notes to the Consolidated Financial Statements

For the year ended 31st December, 2011

3. SIGNIFICANT ACCOUNTING POLICIES (continued)

Financial instruments (continued)

Financial assets (continued)

Impairment of financial assets (continued)

The carrying amount of the financial asset is reduced by the impairment loss directly for all financial assets with the exception of trade receivables, where the carrying amount is reduced through the use of an allowance account. Changes in the carrying amount of the allowance account are recognised in profit or loss. When a trade debtor is considered uncollectible, it is written off against the allowance account. Subsequent recoveries of amounts previously written off are credited to profit or loss.

For financial assets measured at amortised cost, if, in a subsequent period, the amount of impairment loss decreases and the decrease can be related objectively to an event occurring after the impairment losses was recognised, the previously recognised impairment loss is reversed through profit or loss to the extent that the carrying amount of the asset at the date the impairment is reversed does not exceed what the amortised cost would have been had the impairment not been recognised.

Financial liabilities and equity instruments

Financial liabilities and equity instruments issued by a group entity are classified as either financial liabilities or as equity in accordance with the substance of the contractual arrangements and the definitions of a financial liability and an equity instrument.

Effective interest method

The effective interest method is a method of calculating the amortised cost of a financial liability and of allocating interest expense over the relevant period. The effective interest rate is the rate that exactly discounts estimated future cash payments (including all fees and points paid or received that form an integral part of the effective interest rate, transaction costs and other premiums or discounts) through the expected life of the financial liability, or, where appropriate, a shorter periods, to the net carrying amount on initial recognition.

Interest expense is recognised on an effective interest basis.

Financial liabilities

Financial liabilities (including creditors and accrued charges, and bank borrowings) are subsequently measured at amortised cost, using the effective interest method.

Equity instruments

An equity instrument is any contract that evidences a residual interest in the assets of the group after deducting all of its liabilities. Equity instruments issued by the Group are recognised at the proceeds received, net of direct issue costs.

Notes to the Consolidated Financial Statements

For the year ended 31st December, 2011

3. SIGNIFICANT ACCOUNTING POLICIES (continued)

Financial instruments (continued)

Financial guarantee contracts

A financial guarantee contract is a contract that requires the issuer to make specified payments to reimburse the holder for a loss it incurs because a specified debtor fails to make payment when due in accordance with the original or modified terms of a debt instrument.

A financial guarantee contract issued by the Group and not designated as at fair value through profit or loss is recognised initially at its fair value less transaction costs that are directly attributable to the issue of the financial guarantee contract. Subsequent to initial recognition, the Group measures the financial guarantee contract at the higher of: (i) the amount of obligation under the contract, as determined in accordance with HKAS 37 “Provisions, Contingent Liabilities and Contingent Assets”; and (ii) the amount initially recognised less, when appropriate, cumulative amortisation recognised in accordance with the revenue recognition policy.

Derecognition

The Group derecognises a financial asset only when the contractual rights to the cash flows from the asset expire, or when it transfers the financial asset and substantially all the risks and rewards of ownership of the asset to another entity. If the Group neither transfers nor retains substantially all the risks and rewards of ownership and continues to control the transferred asset, the Group continues to recognise the asset to the extent of its continuing involvement and recognises an associated liability. If the Group retains substantially all the risks and rewards of ownership of a transferred financial asset, the Group continues to recognise the financial asset and also recognises a collateralised borrowing for the proceeds received.

On derecognition of a financial asset in its entirety, the difference between the asset’s carrying amount and the sum of the consideration received and receivable and the cumulative gain or loss that had been recognised in other comprehensive income and accumulated in equity is recognised in profit or loss.

On derecognition of a financial asset other than in its entirety (e.g. when the Group retains an option to repurchase part of a transferred asset or retains a residual interest that does not result in the retention of substantially all the risks and rewards of ownership and the Group retains control), the Group allocates the previous carrying amount of the financial asset between the part it continues to recognise under continuing involvement, and the part it no longer recognises on the basis of the relative fair values of those parts on the date of the transfer. The difference between the carrying amount allocated to the part that is no longer recognised and the sum of the consideration received for the part no longer recognised and any cumulative gain or loss allocated to it that had been recognised in other comprehensive income is recognised in profit or loss. A cumulative gain or loss that had been recognised in other comprehensive income is allocated between the part that continues to be recognised and the part that is no longer recognised on the basis of the relative fair values of those parts.

Notes to the Consolidated Financial Statements

For the year ended 31st December, 2011

3. SIGNIFICANT ACCOUNTING POLICIES (continued)

Financial instruments (continued)

Derecognition (continued)

The Group derecognised financial liability when the Group's obligations are discharged, cancelled or expired. The difference between the carrying amount of the financial liability derecognised and the consideration paid and payable is recognised in profit or loss.

Taxation

Income tax expense represents the sum of the tax currently payable and deferred tax.

The tax currently payable is based on taxable profit for the year. Taxable profit differs from profit as reported in the consolidated statement of comprehensive income because it excludes items of income or expense that are taxable or deductible in other years and it further excludes items that are never taxable or deductible. The Group's liability for current tax is calculated using the tax rates that have been enacted or substantively enacted by the end of the reporting period.

Deferred tax is recognised on temporary differences between the carrying amounts of assets and liabilities in the consolidated financial statements and the corresponding tax base used in the computation of taxable profit. Deferred tax liabilities are generally recognised for all taxable temporary differences. Deferred tax assets are generally recognised for all deductible temporary difference to the extent that it is probable that taxable profits will be available against which those deductible temporary differences can be utilised. Such assets and liabilities are not recognised if the temporary difference arises from goodwill or from the initial recognition (other than in a business combination) of other assets and liabilities in a transaction that affects neither the taxable profit nor the accounting profit.

Deferred tax liabilities are recognised for taxable temporary difference associated with investments in subsidiaries, except where the Group is able to control the reversal of the temporary difference and it is probable that the temporary difference will not reverse in the foreseeable future. Deferred tax assets arising from deductible temporary differences associated with such investments are only recognised to the extent that it is probable that there will be sufficient taxable profits against which to utilise the benefits of the temporary differences and they are expected to reverse in the foreseeable future.

The carrying amount of deferred tax assets is reviewed at the end of the reporting period and reduced to the extent that it is no longer probable that sufficient taxable profits will be available to allow all or part of the asset to be recovered.

Deferred tax assets and liabilities are measured at the tax rates that are expected to apply in the period in which the liability is settled or the asset is realised, based on tax rate (and tax laws) that have been enacted or substantively enacted by the end of the reporting period.

Notes to the Consolidated Financial Statements

For the year ended 31st December, 2011

3. SIGNIFICANT ACCOUNTING POLICIES (continued)

Taxation (continued)

The measurement of deferred tax liabilities and assets reflects the tax consequences that would follow from the manner in which the Group expects, at the end of the reporting period, to recover or settle the carrying amount of its assets and liabilities.

Current and deferred tax is recognised in profit or loss, except when it relates to items that are recognised in other comprehensive income or directly in equity, in which case, the current and deferred tax are also recognised in other comprehensive income or directly in equity respectively. Where current tax or deferred tax arises from the initial accounting for a business combination, the tax effect is included in the accounting for the business combination.

Foreign currencies

In preparing the financial statements of each individual group entity, transactions in currencies other than the functional currency of that entity (foreign currencies) are recorded in the respective functional currency (i.e. the currency of the primary economic environment in which the entity operates) at the rates of exchanges prevailing on the dates of the transactions. At the end of the reporting period, monetary items denominated in foreign currencies are retranslated at the rates prevailing at that date. Non-monetary items that are measured in terms of historical cost in a foreign currency are not retranslated.

Exchange differences arising on the settlement of monetary items, and on the retranslation of monetary items, are recognised in profit or loss in the period in which they arise.

For the purposes of presenting the consolidated financial statements, the assets and liabilities of the Group's foreign operations are translated into the presentation currency of the Group (i.e. Hong Kong dollars) at the rate of exchange prevailing at the end of the reporting period, and their income and expenses are translated at the average exchange rates for the year, unless exchange rates fluctuate significantly during the period, in which case, the exchange rates prevailing at the dates of transactions are used. Exchange differences arising, if any, are recognised in other comprehensive income and accumulated in equity under the heading of exchange reserve.

On the disposal of a foreign operation (i.e. a disposal of the Group's entire interest in a foreign operation, or a disposal involving loss of control over a subsidiary that includes a foreign operation), all of the exchange differences accumulated in equity in respect of that operation attributable to the owners of the Company are reclassified to profit or loss. In addition, in relation to a partial disposal of a subsidiary that does not result in the Group losing control over the subsidiary, the proportionate share of accumulated exchange differences are re-attributed to non-controlling interests and are not recognised in profit or loss.

Notes to the Consolidated Financial Statements

For the year ended 31st December, 2011

3. SIGNIFICANT ACCOUNTING POLICIES (continued)

Borrowing costs

Borrowing costs directly attributable to the acquisition, construction or production of qualifying assets, which are assets that necessarily take a substantial period of time to get ready for their intended use or sale, are added to the cost of those assets until such time as the assets are substantially ready for their intended use or sale. Investment income earned on the temporary investment of specific borrowings pending their expenditure on qualifying assets is deducted from the borrowing costs eligible for capitalisation.

All other borrowing costs are recognised in profit or loss in the period in which they are incurred.

Retirement benefit costs

Payments to the defined contribution retirement benefit schemes are recognised as an expense when employees have rendered service entitling them to the contributions.

Equity settled share-based payment transactions

Share options granted to directors and employees of the Group

For grants of share options which are conditional upon satisfying specified vesting conditions, the fair value of services received determined by reference to the fair value of share options granted at the grant date is expensed on a straight-line basis over the vesting period, with a corresponding increase in equity (share options reserve).

At the end of the reporting period, the Group revises its estimates of the number of options that are expected to ultimately vest. The impact of the revision of the original estimates during the vesting period, if any, is recognised in profit or loss such that the cumulative expense reflects the revised estimate, with a corresponding adjustment to share options reserve.

For share options which are vested at the date of grant, the fair value of the share options granted is expensed immediately to profit or loss.

When share options are exercised, the amount previously recognised in share options reserve will be transferred to share premium. When the share options are forfeited after the vesting date or are still not exercised at the expiry date, the amount previously recognised in share options reserve will be transferred to retained profits.

Notes to the Consolidated Financial Statements

For the year ended 31st December, 2011

4. KEY SOURCE OF ESTIMATION UNCERTAINTY

In the application of the Group's accounting policies, which are described in note 3, the Directors are required to make estimates and assumptions about the carrying amounts of assets and liabilities that are not readily apparent from other sources. The estimates and associated assumptions are based on historical experience and other factors that are considered to be relevant. Actual results may differ from these estimates.

The estimates and underlying assumptions are reviewed on an ongoing basis. Revisions to accounting estimates are recognised in the period in which the estimate is revised if the revision affects only that period, or in the period of the revision and future periods if the revision affects both current and future periods.

The following are the key assumptions concerning the future, and other key source of estimation uncertainty at the end of the reporting period, that have a significant risk of causing a material adjustment to the carrying amounts of assets within the next financial year:

Estimated impairment of debtors

When there is objective evidence of impairment, the Group estimated impairment loss taking into consideration the estimation of future cash flows. The amount of the impairment loss is measured as the difference between the asset's carrying amount and the present value of estimated future cash flows (excluding future credit losses that have not been incurred) discounted at the financial asset's original effective interest rate (i.e. the effective interest rate computed at initial recognition). Where the actual future cash flows are less than expected, a material impairment loss may arise. As at 31st December, 2011, the carrying amount of trade debtors is HK\$427,384,000 net of allowance for doubtful debts of HK\$26,984,000 (31st December, 2010: HK\$369,790,000 net of allowance for doubtful debts of HK\$18,092,000).

Determination of net realisable value of inventories

The cost of inventories is written down to net realisable value when the cost of inventories is not recoverable. The cost of inventories may not be recoverable if those inventories are damaged, if they have become wholly or partially obsolete, or if their selling prices have declined. Also, the cost of inventories may not be recoverable if the estimated costs to be incurred to make the sale have increased. When the net realisable value of an item of inventory is less than the carrying amount, the excess is written off immediately in the consolidated statement of comprehensive income. As at 31st December, 2011, the carrying amount of inventories is HK\$197,555,000 net of allowance for inventories of HK\$73,576,000 (31st December, 2010: HK\$197,181,000 net of allowance for inventories of HK\$72,256,000).

Notes to the Consolidated Financial Statements

For the year ended 31st December, 2011

5. SEGMENT INFORMATION

Information reported to the executive directors, being the chief operating decision maker, for the purposes of resource allocation and assessment of performance is focused on geographical markets, based on the location of customers. Thus, the Group is currently organised into four segments which are sales of optical products to customers located in Europe, the United States, Asia and other regions.

Segment revenues and results

The following is an analysis of the Group's revenue and results by reportable and operating segment:

For the year ended 31st December, 2011

	Europe HK\$'000	United States HK\$'000	Asia HK\$'000	Other regions HK\$'000	Consolidated HK\$'000
<i>Revenue</i>					
External sales	905,100	513,183	89,157	39,820	1,547,260
<i>Result</i>					
Segment profit	88,913	50,381	15,020	3,876	158,190
Unallocated income					1,826
Unallocated corporate expenses					(39,776)
Interest income on bank deposits					1,464
Finance costs					(260)
Profit before tax					121,444

For the year ended 31st December, 2010

	Europe HK\$'000	United States HK\$'000	Asia HK\$'000	Other regions HK\$'000	Consolidated HK\$'000
<i>Revenue</i>					
External sales	839,210	405,124	81,971	34,721	1,361,026
<i>Result</i>					
Segment profit	107,698	53,019	13,377	4,248	178,342
Unallocated income					1,525
Unallocated corporate expenses					(39,356)
Interest income on bank deposits					1,380
Finance costs					(398)
Profit before tax					141,493

Notes to the Consolidated Financial Statements

For the year ended 31st December, 2011

5. SEGMENT INFORMATION (continued)

Segment revenues and results (continued)

The accounting policies of the reportable and operating segments are the same as the Group's accounting policies described in note 3. Segment profit represents the profit earned by each segment without allocation of central administration costs, directors' emoluments, investment income, royalty income and finance costs. This is the measure reported to the chief operating decision maker for the purposes of resource allocation and performance assessment.

Segment assets and liabilities

Total segment assets and liabilities are not disclosed as they are not regularly reviewed by the chief operating decision maker.

Other segment information

2011

Amounts included in the measure to segment profit:

	Europe HK\$'000	United States HK\$'000	Asia HK\$'000	Other regions HK\$'000	Adjustments HK\$'000 (Note)	Consolidated HK\$'000
Depreciation of property, plant and equipment	34,392	20,961	2,130	803	38,174	96,460
Allowance for doubtful debts	340	8,843	142	84	-	9,409
Allowance for (write back) inventories	123	(25)	1,467	(245)	-	1,320

2010

Amounts included in the measure to segment profit:

	Europe HK\$'000	United States HK\$'000	Asia HK\$'000	Other regions HK\$'000	Adjustments HK\$'000 (Note)	Consolidated HK\$'000
Depreciation of property, plant and equipment	38,057	19,821	2,184	1,033	36,984	98,079
(Write back) allowance for doubtful debts	(176)	2,314	140	(571)	-	1,707

Amounts regularly provided to the chief operating decision maker but not included in the measure of segment profit and not allocated to any reportable segment included net loss on disposal of property, plant and equipment and release of prepaid lease payments, which are set out in notes 7 and 10 respectively.

Note: The reconciling item to adjust expenditure for the Group head office's corporate assets, which are not included in segment information.

Notes to the Consolidated Financial Statements

For the year ended 31st December, 2011

5. SEGMENT INFORMATION (continued)

Geographical information

Information about the Group's revenue is presented based on the location of the external customers and information about the Group's non-current assets other than loan receivable, available-for-sale investments and deferred tax assets is presented based on the geographical location of the assets.

	Revenue from external customers		Non-current assets	
	Year ended			
	2011 HK\$'000	2010 HK\$'000	2011 HK\$'000	2010 HK\$'000
Hong Kong	–	–	25,478	6,786
People's Republic of China (excluding Hong Kong) ("PRC")	–	–	689,332	637,806
United States	513,183	405,124	4,680	4,680
Italy	628,356	583,922	–	–
Other countries	405,721	371,980	427	–
	1,547,260	1,361,026	719,917	649,272

Information about major customers

Revenues from customers of the corresponding years contributing over 10% of the total sales of the Group are as follows:

	2011 HK\$'000	2010 HK\$'000
Customer A ¹	266,595	207,420
Customer B ²	185,478	168,897
Customer C ²	175,454	158,841

¹ Revenue from the United States

² Revenue from the Europe

Notes to the Consolidated Financial Statements

For the year ended 31st December, 2011

6. OTHER INCOME

	2011 <i>HK\$'000</i>	2010 <i>HK\$'000</i>
Included in other income are:		
Sales of scrap materials	7,732	5,633
Compensation from customers	6,602	3,523
Interest income on bank deposits	1,464	1,380
Dividend income from available-for-sale investments	1,438	943
Royalty income on intangible assets	388	581

7. OTHER GAINS AND LOSSES

	2011 <i>HK\$'000</i>	2010 <i>HK\$'000</i>
Net foreign exchange gains	6,139	4,334
Net loss on disposal of property, plant and equipment	(22)	(9)
	6,117	4,325

8. FINANCE COSTS

	2011 <i>HK\$'000</i>	2010 <i>HK\$'000</i>
Interest on bank borrowings wholly repayable within five years	260	398

Notes to the Consolidated Financial Statements

For the year ended 31st December, 2011

9. INCOME TAX EXPENSE

	2011 <i>HK\$'000</i>	2010 <i>HK\$'000</i>
The charge comprises:		
Hong Kong Profits Tax		
– Current year	12,970	15,191
– Underprovision in respect of prior year	–	5
	12,970	15,196
PRC Enterprise Income Tax		
– Current year	112	44
– Underprovision in respect of prior year	160	–
	272	44
Deferred taxation (<i>note 27</i>)		
– Current year	(4,533)	732
	8,709	15,972

Hong Kong Profits Tax is calculated at 16.5% of the estimated assessable profit for both years.

Under the Law of the PRC on Enterprise Income Tax (the “EIT Law”) and Implementation Regulation of the EIT Law, the tax rate was increased from 20% to 22% and from 22% to 24% for the years ended 31st December, 2010 and 31st December, 2011 respectively and will be increased to 25% in 2012 onwards in respect of those PRC subsidiaries established in the Shenzhen Special Economic Zone. The tax rate for those PRC subsidiaries established outside the Shenzhen Special Economic Zone was 25% in both years. PRC Enterprise income tax is calculated at the applicable rates in accordance with the relevant laws and regulations in the PRC.

In relation to 50:50 appointment basis, a portion of the Group’s profits is deemed neither arises in, nor is derived from, Hong Kong. Accordingly, that portion of the Group’s profit is not subject to Hong Kong Profits Tax. Further, in the opinion of the Directors, that portion of the Group’s profit is not subject to taxation in any other jurisdiction in which the Group operated for both years.

Notes to the Consolidated Financial Statements

For the year ended 31st December, 2011

9. INCOME TAX EXPENSE (continued)

Income tax expense for the year can be reconciled to the profit before tax per the consolidated statement of comprehensive income as follows:

	2011 HK\$'000	2010 HK\$'000
Profit before tax	121,444	141,493
Tax at the applicable rate of 16.5%	20,038	23,346
Tax effect of expenses not deductible for tax purpose	3,255	2,625
Tax effect of income not taxable for tax purpose	(4,193)	(2,585)
Tax effect of Hong Kong Profits Tax on 50:50 apportionment basis	(8,440)	(10,004)
Underprovision in respect of prior year	160	5
Tax effect of tax losses and other deductible temporary differences for current year not recognised	1,347	1,408
Utilisation of tax losses and other deductible temporary differences for prior years previously not recognised	(287)	(44)
Effect of different tax rates of subsidiaries operating in the PRC	7	5
Others	(3,178)	1,216
Income tax expense for the year	8,709	15,972

10. PROFIT FOR THE YEAR

	2011 HK\$'000	2010 HK\$'000
Profit for the year has been arrived at after charging:		
Auditor's remuneration	1,580	1,580
Cost of inventories recognised as an expense (included allowance for inventories of HK\$1,320,000 (2010: Nil))	1,210,077	1,032,533
Depreciation of property, plant and equipment	96,460	98,079
Operating lease rentals in respect of rented premises	4,300	4,354
Release of prepaid lease payments	1,292	977
Staff costs:		
Directors' emoluments (note 11)	3,934	2,467
Other staff		
– Salaries and other allowances	502,493	413,652
– Contributions to retirement benefit schemes	14,672	9,650
Total staff costs	521,099	425,769
Allowance for doubtful debts, net	9,409	1,707

Notes to the Consolidated Financial Statements

For the year ended 31st December, 2011

11. DIRECTORS' EMOLUMENTS

The emoluments paid or payable to each of the seven (2010: six) directors were as follows:

2011

	Fee HK\$'000	Other emoluments		Total HK\$'000	
		Salaries and other benefits HK\$'000 (Note a)	Performance related incentive bonus HK\$'000 (Note a)		Contributions to retirement benefits scheme HK\$'000
Executive directors:					
Ng Hoi Ying, Michael	–	1,300	235	60	1,595
Ng Kim Ying	–	195	–	9	204
Lee Wai Chung	–	1,372	268	63	1,703
	–	2,867	503	132	3,502
Independent non-executive directors:					
Francis George Martin (Note b)	108	–	–	–	108
Wong Chi Wai	144	–	–	–	144
Chung Hil Lan Eric	144	–	–	–	144
Lam Yu Lung (Note c)	36	–	–	–	36
	432	–	–	–	432
Total emoluments	432	2,867	503	132	3,934

2010

	Fee HK\$'000	Other emoluments		Total HK\$'000	
		Salaries and other benefits HK\$'000 (Note d)	Performance related incentive bonus HK\$'000 (Note a)		Contributions to retirement benefits scheme HK\$'000 (Note d)
Executive directors:					
Ng Hoi Ying, Michael	–	–	225	7	232
Ng Kim Ying	–	195	–	9	204
Lee Wai Chung	–	1,287	253	59	1,599
	–	1,482	478	75	2,035
Independent non-executive directors:					
Francis George Martin	144	–	–	–	144
Wong Chi Wai	144	–	–	–	144
Chung Hil Lan Eric	144	–	–	–	144
	432	–	–	–	432
Total emoluments	432	1,482	478	75	2,467

Notes to the Consolidated Financial Statements

For the year ended 31st December, 2011

11. DIRECTORS' EMOLUMENTS (continued)

Notes:

- (a) The performance related incentive bonus is determined by the Remuneration Committee of the Company with reference to the financial performance of the Group and the performance of the individual executive director for each of the year ended 31st December, 2011 and 31st December, 2010 respectively.
- (b) Mr. Francis George Martin resigned as an independent non-executive director of the Company on 30th September, 2011.
- (c) Mr. Lam Yu Lung was appointed as an independent non-executive director of the Company on 30th September, 2011.
- (d) During the year ended 31st December, 2010, Mr. Ng Hoi Ying, Michael, an executive director, waived emoluments as follows:

	<i>HK\$'000</i>
Salaries and other benefits	1,235
Contributions to retirement benefit scheme	50
	<u>1,285</u>

12. EMPLOYEES' EMOLUMENTS

Of the five individuals with the highest emoluments in the Group, two (2010: one) were executive directors of the Company whose emoluments are included in the disclosures in note 11 above. The emoluments of the remaining three (2010: four) individuals were as follows:

	2011 <i>HK\$'000</i>	2010 <i>HK\$'000</i>
Salaries and other benefits	3,226	3,981
Contributions to retirement benefits scheme	144	180
Performance related incentive bonus	581	716
	<u>3,951</u>	<u>4,877</u>

The emoluments for each of these individuals were all within HK\$1,000,001 to HK\$1,500,000.

Notes to the Consolidated Financial Statements

For the year ended 31st December, 2011

13. DIVIDENDS

	2011 <i>HK\$'000</i>	2010 <i>HK\$'000</i>
Dividend recognised as distribution during the year:		
Final dividend paid in respect of 2010 of 7.0 HK cents (2010: 7.0 HK cents in respect of 2009) per share	26,855	26,855
Interim dividend paid in respect of 2011 of 6.5 HK cents (2010: 6.5 HK cents in respect of 2010) per share	24,938	24,938
	51,793	51,793

A final dividend in respect of 2011 of 6.5 HK cents (2010: 7.0 HK cents) per share has been proposed by the Directors and is subject to approval by the shareholders in the forthcoming annual general meeting.

14. EARNINGS PER SHARE

The calculation of the basic earnings per share attributable to the ordinary equity holders of the Company is based on the following data:

	2011 <i>HK\$'000</i>	2010 <i>HK\$'000</i>
Earnings for the purpose of basic earnings per share	112,213	124,729
	<i>Number of shares</i>	
Number of shares for the purpose of basic earnings per share	383,650,000	383,650,000

No diluted earnings per share have been presented as there were no potential ordinary shares in issue during 2011 and 2010.

Notes to the Consolidated Financial Statements

For the year ended 31st December, 2011

15. PROPERTY, PLANT AND EQUIPMENT

	Leasehold land HK\$'000	Buildings HK\$'000	Leasehold improvements HK\$'000	Plant and machinery HK\$'000	Furniture, fixtures and office equipment HK\$'000	Motor vehicles HK\$'000	Buildings under construction HK\$'000	Total HK\$'000
COST								
At 1st January, 2010	7,841	266,656	102,633	613,098	69,798	9,588	152,769	1,222,383
Exchange adjustments	-	11,467	4,994	26,084	2,535	376	7,331	52,787
Additions	-	14,341	5,686	38,965	4,445	1,594	39,684	104,715
Acquired on acquisition of subsidiaries	-	18,209	-	-	-	-	11,770	29,979
Disposals	-	-	-	(770)	(152)	-	-	(922)
Reclassification	-	8,613	1,551	-	-	-	(10,164)	-
At 31st December, 2010	7,841	319,286	114,864	677,377	76,626	11,558	201,390	1,408,942
Exchange adjustments	-	12,412	6,401	28,502	2,705	407	8,057	58,484
Additions	-	6,879	7,358	50,297	3,343	612	21,577	90,066
Disposals	-	-	-	(3,358)	(383)	(187)	-	(3,928)
Reclassification	-	17,318	-	-	-	-	(17,318)	-
At 31st December, 2011	7,841	355,895	128,623	752,818	82,291	12,390	213,706	1,553,564
DEPRECIATION AND AMORTISATION								
At 1st January, 2010	2,520	81,528	72,966	476,939	52,477	7,063	-	693,493
Exchange adjustments	-	3,597	3,421	20,910	1,908	260	-	30,096
Provided for the year	142	11,603	16,747	61,277	7,321	989	-	98,079
Eliminated on disposals	-	-	-	(763)	(150)	-	-	(913)
Reclassification	-	3,865	(3,865)	-	-	-	-	-
At 31st December, 2010	2,662	100,593	89,269	558,363	61,556	8,312	-	820,755
Exchange adjustments	-	4,224	4,488	23,599	2,163	297	-	34,771
Provided for the year	142	13,751	16,121	58,428	6,884	1,134	-	96,460
Eliminated on disposals	-	-	-	(3,317)	(380)	(95)	-	(3,792)
At 31st December, 2011	2,804	118,568	109,878	637,073	70,223	9,648	-	948,194
CARRYING VALUES								
At 31st December, 2011	5,037	237,327	18,745	115,745	12,068	2,742	213,706	605,370
At 31st December, 2010	5,179	218,693	25,595	119,014	15,070	3,246	201,390	588,187

Notes to the Consolidated Financial Statements

For the year ended 31st December, 2011

15. PROPERTY, PLANT AND EQUIPMENT (continued)

The above items of property, plant and equipment other than buildings under construction are depreciated on a straight-line basis at the following rates per annum:

Leasehold land	Over the remaining term of the leases
Buildings	Over the estimated useful lives of 25 years or the lease term of the land on which the buildings are located, if shorter
Leasehold improvements	Over the estimated useful lives of 3 years or the term of the lease, if shorter
Plant and machinery and motor vehicles	Over 5 years
Furniture, fixtures and office equipment	Over 3 to 5 years

At 31st December, 2011, leasehold land with carrying value of HK\$5,037,000 (31st December, 2010: HK\$5,179,000) is situated in Hong Kong under medium-term lease and held under a finance lease.

The Group is in the process of obtaining the property ownership certificates in respect of certain buildings located in the PRC with carrying value of HK\$17,949,000 at 31st December, 2011 (31st December, 2010: HK\$18,162,000).

The Group's property interests shown above comprise:

	Buildings		Buildings under construction	
	2011 HK\$'000	2010 HK\$'000	2011 HK\$'000	2010 HK\$'000
Properties situated on land in the PRC held under medium-term operating leases	236,688	217,908	213,706	201,390
Properties situated on land in Hong Kong held under medium-term finance leases	639	785	–	–
	237,327	218,693	213,706	201,390

Notes to the Consolidated Financial Statements

For the year ended 31st December, 2011

16. PREPAID LEASE PAYMENTS

	2011 <i>HK\$'000</i>	2010 <i>HK\$'000</i>
The Group's prepaid lease payments comprise:		
Leasehold land outside Hong Kong:		
Medium-term lease	55,311	54,385
Analysed for reporting purposes as:		
Non-current asset	53,927	53,057
Current asset	1,384	1,328
	55,311	54,385

The Group is in the process of obtaining the land use right certificates in respect of certain leasehold land located in the PRC with carrying value of HK\$24,798,000 at 31st December, 2011 (31st December, 2010: HK\$24,322,000).

17. INTANGIBLE ASSETS AND IMPAIRMENT TESTING ON INTANGIBLE ASSETS

The trademark purchased from a third party in 2006 is considered by the management of the Group as having an indefinite useful life.

The recoverable amount of the trademark has been determined on the basis of value in use calculations. The recoverable amount is based on certain key assumptions. All value in use calculations use cash flow projections based on latest financial budgets approved by the Company's management covering a period of 5 years with zero growth rate, and at a discount rate of 6% (2010: 4%). The cash flow projections beyond the 5-year period are extrapolated using a zero growth rate. Cash flow projections during the budget period for the trademark are based on the expected gross margins during the budget period. Budgeted gross margins have been determined based on past performance and management's expectations for the market development.

During the year ended 31st December, 2011, the trademark has been tested for impairment by comparing its carrying amount with its recoverable amount. The management of the Group determined that there is no impairment loss for the current year.

Notes to the Consolidated Financial Statements

For the year ended 31st December, 2011

18. LOAN RECEIVABLE

	2011 <i>HK\$'000</i>	2010 <i>HK\$'000</i>
Carrying amount analysed for reporting purposes:		
Non-current assets (receivable after 12 months from the end of the reporting period)	5,631	7,900
Current assets (receivable within 12 months from the end of the reporting period)	2,253	2,257
	7,884	10,157

The loan receivable is granted to a corporate customer. The amount carries fixed interest rate at 5% per annum and is repayable through 14 (31st December, 2010: 18) quarterly instalments of approximately USD72,500 each from 2012 to 2015 (31st December, 2010: repayable from 2011 to 2015). The management considers the exposure to credit risk is insignificant as the amount is secured by all assets held by the corporate customer. The Group is not permitted to sell or repledge the collateral in the absence of default by the borrower. Repayments have been made by this corporate customer in accordance with the loan agreement.

19. AVAILABLE-FOR-SALE INVESTMENTS

	2011 <i>HK\$'000</i>	2010 <i>HK\$'000</i>
Equity securities, unlisted at cost	13,358	13,358
Less: Impairment loss recognised	(7,500)	(7,500)
	5,858	5,858

The above unlisted investments represent 13% and 19.9% equity interests in two private entities incorporated overseas engaged in distribution of eyewear products. They are measured at cost less impairment at the end of the reporting period because the range of reasonable fair value estimates is so significant that the Directors are of the opinion that their fair values cannot be measured reliably. The Group has no plan or intentions to dispose the available-for-sale investments.

Notes to the Consolidated Financial Statements

For the year ended 31st December, 2011

20. INVENTORIES

	2011 <i>HK\$'000</i>	2010 <i>HK\$'000</i>
Raw materials	70,769	71,885
Work in progress	119,183	114,702
Finished goods	7,603	10,594
	197,555	197,181

21. DEBTORS, DEPOSITS AND PREPAYMENTS

	2011 <i>HK\$'000</i>	2010 <i>HK\$'000</i>
Trade debtors	454,368	387,882
Less: Allowance for doubtful debts	(26,984)	(18,092)
	427,384	369,790
Bills receivable	5,288	4,992
Deposits and prepayments	4,763	4,006
Total debtors, deposits and prepayments	437,435	378,788

The Group's trade and other debtors that are denominated in currencies other than functional currencies of the relevant group entities are set out below:

	2011 <i>HK\$'000</i>	2010 <i>HK\$'000</i>
Hong Kong dollars	24	–
Renminbi	2,236	2,803
Euro	1,256	1,241
United States dollars	15,153	18,565

Notes to the Consolidated Financial Statements

For the year ended 31st December, 2011

21. DEBTORS, DEPOSITS AND PREPAYMENTS (continued)

The following is an aged analysis of trade debtors net of allowance for doubtful debts presented based on the invoice date at the end of the reporting period.

	2011 <i>HK\$'000</i>	2010 <i>HK\$'000</i>
0 – 90 days	328,348	319,791
91 – 180 days	97,912	44,766
More than 180 days	1,124	5,233
	427,384	369,790

The following is an aged analysis of bills receivable presented based on the invoice date at the end of the reporting period.

	2011 <i>HK\$'000</i>	2010 <i>HK\$'000</i>
0 – 90 days	5,263	4,852
91 – 180 days	25	140
	5,288	4,992

The Group has a policy of allowing a credit period of 30 days to 120 days to its trade debtors. No interest is charged on the trade debtors. The Group has provided fully for all receivables past due beyond 360 days because historical experience is such that receivables that are past due beyond 360 days are generally not recoverable. Trade debtors between 60 days and 360 days are provided for based on estimated irrecoverable amounts from the sale of goods, determined by reference to past default experience and subsequent settlement.

Before accepting any new customer, the Group carries out research on the creditability of new customer and assesses the potential customer's credit quality and defines credit limits by customer. Limits attributed to customers are reviewed at least once a year. Trade debtors that are neither past due nor impaired have good track records with the Group.

Included in the Group's trade debtor balance are debtors with aggregate carrying amount of HK\$92,978,000 (31st December, 2010: HK\$48,536,000) which are past due at the reporting date for which the Group has not provided for impairment loss, as there has not been a significant change in credit quality and the amounts are still considered recoverable based on the historical experience. The Group does not hold any collateral over these balances.

Notes to the Consolidated Financial Statements

For the year ended 31st December, 2011

21. DEBTORS, DEPOSITS AND PREPAYMENTS (continued)

Aging of trade debtors which are past due but not impaired

	2011 <i>HK\$'000</i>	2010 <i>HK\$'000</i>
Overdue: 1 – 90 days	92,978	48,536

Aging of bills receivable which are past due but not impaired

	2011 <i>HK\$'000</i>	2010 <i>HK\$'000</i>
Overdue: 1 – 90 days	250	1,346

Movement in the allowance for doubtful debts

	2011 <i>HK\$'000</i>	2010 <i>HK\$'000</i>
At 1st January	18,092	24,732
Impairment losses recognised on receivables	9,409	2,454
Amounts written off as uncollectible	(546)	(8,440)
Reversal of impairment loss on amounts recovered during the year	–	(747)
Exchange realignment	29	93
At 31st December	26,984	18,092

In determining the recoverability of a trade debtor, the Group considers any change in the credit quality of the trade debtor from the date credit was initially granted up to the end of each reporting period. The Directors believe that there is no further credit provision required in excess of the allowance for doubtful debts.

Included in the allowance for doubtful debts were individually impaired trade receivables with an aggregate balance of HK\$26,984,000 (31st December, 2010: HK\$18,092,000) which are in severe financial difficulties and therefore the Directors considered that they are irrecoverable.

Notes to the Consolidated Financial Statements

For the year ended 31st December, 2011

22. SHORT-TERM BANK DEPOSITS AND BANK BALANCES AND CASH

At 31st December, 2011, short-term bank deposits comprised deposits held by the Group with an original maturity of three months or less.

Bank balances carry market interest rates which range from 0.001% to 0.5% (2010: 0.001% to 0.36%) per annum and short-term bank deposits carried at market rates which range from 1.05% to 3.3% in 2011 (2010: 0.11% to 2.25%) per annum.

The Group's short-term bank deposits and bank balances and cash that are denominated in currencies other than functional currencies of the relevant group entities are set out below:

	2011 HK\$'000	2010 <i>HK\$'000</i>
Hong Kong dollars	4,371	20,845
Renminbi	55,103	50,654
Euro	26,280	20,625
United States dollars	15,220	374
Japanese Yen	114	312

Notes to the Consolidated Financial Statements

For the year ended 31st December, 2011

23. CREDITORS AND ACCRUED CHARGES

	2011 <i>HK\$'000</i>	2010 <i>HK\$'000</i>
Trade creditors	157,092	158,709
Other creditors and accrued charges	158,375	134,575
	315,467	293,284

The Group's trade and other creditors that are denominated in currencies other than functional currencies of the relevant group entities are set out below:

	2011 <i>HK\$'000</i>	2010 <i>HK\$'000</i>
Hong Kong dollars	85,731	73,050
Renminbi	15,887	16,363
Euro	12,074	12,839
United States dollars	2,336	1,440
Japanese Yen	3,426	5,725

The following is an aged analysis of trade creditors presented based on the invoice date at the end of the reporting period.

	2011 <i>HK\$'000</i>	2010 <i>HK\$'000</i>
0 – 60 days	102,830	113,423
61 – 120 days	52,540	43,150
More than 120 days	1,722	2,136
	157,092	158,709

The credit period on purchase of goods is 60 days to 120 days. No interest is charged by the trade creditors. The Group has financial risk management policies in place to ensure that all payables are paid within the credit timeframe.

Notes to the Consolidated Financial Statements

For the year ended 31st December, 2011

24. BANK BORROWINGS

	2011 <i>HK\$'000</i>	2010 <i>HK\$'000</i>
Carrying amount of the unsecured bank borrowings repayable (<i>Note</i>):		
On demand or within one year, contain a repayment on demand clause	10,000	10,000
Carrying amount of unsecured bank borrowings that are not repayable within one year from the end of the reporting period but contain a repayment on demand clause (shown under current liabilities)	5,833	15,833
	15,833	25,833

Note: The amounts due are based on scheduled repayment dates set out in the loan agreement.

All of the Group's bank borrowings are variable-rate borrowings which carry interest at Hong Kong Interbank Offered Rate ("HIBOR") plus certain basis points and subject to cash flow interest rate risk.

The effective interest rates per annum at the end of the reporting period on the bank borrowings of the Group were as follows:

	2011	2010
Variable-rate borrowings	1.29%	1.35%

The Group's borrowings that are denominated in currencies other than functional currencies of the relevant group entities are set out below:

	2011 <i>HK\$'000</i>	2010 <i>HK\$'000</i>
Hong Kong dollars	15,833	25,833

Notes to the Consolidated Financial Statements

For the year ended 31st December, 2011

25. SHARE CAPITAL

The share capital of the Company was as follows:

	Number of shares 31.12.2011 & 31.12.2010	Nominal value 31.12.2011 & 31.12.2010 <i>HK\$'000</i>
Ordinary shares of HK\$0.1 each:		
Authorised:		
At beginning and end of year	<u>1,000,000,000</u>	<u>100,000</u>
Issued and fully paid:		
At beginning and end of year	<u>383,650,000</u>	<u>38,365</u>

26. SHARE OPTIONS

At the annual general meeting of the Company held on 28th May, 2003, the Company's share option scheme adopted on 24th October, 1996 was terminated and a new share option scheme (the "Share Option Scheme") was adopted in order to comply with the amendments to Chapter 17 of the Listing Rules in relation to share option scheme.

Under the Share Option Scheme, the board of Directors shall be entitled to, in its absolute discretion, grant options to eligible employees, including executive directors or chief executive of the Company or any of its subsidiaries, to subscribe for shares in the Company at a price which shall be the highest of (i) the closing price of the Company's shares quoted on the Stock Exchange on the date of offer of the share options; (ii) the average of the closing prices of the Company's shares quoted on the Stock Exchange on the five trading days immediately preceding the date of offer of the share options; and (iii) the nominal value of the shares. The purpose of the Share Option Scheme is to attract and retain high calibre employees, and to motivate them towards higher levels of performance. The Share Option Scheme will expire on 27th May, 2013.

An option may be exercised at any time during the period, to be determined and notified by the board of Directors to the grantee. Such period may commence on the date after the date of acceptance of such option to ten years from the date of acceptance of that option. A consideration of HK\$1 is payable upon acceptance of the offer.

The maximum number of shares in respect of which options may be granted under the Share Option Scheme and any other share option scheme established by the Company, if any, is 37,441,000, representing 10% of the issued share capital of the Company at the date of approval of the Share Option Scheme. The total maximum number of shares which may be issued upon exercise of all outstanding options granted and yet to be exercised under the Share Option Scheme and any other share option scheme, if any, shall not exceed 30% of the issued share capital of the Company from time to time.

No share options have been granted, exercised, cancelled or lapsed under the Share Option Scheme since its adoption.

Notes to the Consolidated Financial Statements

For the year ended 31st December, 2011

27. DEFERRED TAX (LIABILITIES) ASSETS

The following are the major deferred tax (liabilities) assets recognised by the Group and movements thereon during the current and prior reporting periods:

	Accelerated tax depreciation <i>HK\$'000</i>	Other temporary difference <i>HK\$'000</i>	Total <i>HK\$'000</i>
At 1st January, 2010	(9,513)	(3,016)	(12,529)
Credit (charge) to profit or loss	7	(739)	(732)
At 31st December, 2010	(9,506)	(3,755)	(13,261)
Credit (charge) to profit or loss	5,083	(550)	4,533
At 31st December, 2011	(4,423)	(4,305)	(8,728)

For the purpose of presentation in the consolidated statement of financial position, certain deferred tax assets and liabilities have been offset. The following is the analysis of the deferred tax balances for financial reporting purposes:

	2011 <i>HK\$'000</i>	2010 <i>HK\$'000</i>
Deferred tax assets	200	188
Deferred tax liabilities	(8,928)	(13,449)
	(8,728)	(13,261)

At 31st December, 2011, the Group has unused tax losses of HK\$11,954,000 (31st December, 2010: HK\$10,173,000) available to offset against future profits. No deferred tax asset has been recognised in respect of such losses due to the unpredictability of future profit streams. Included in unrecognised tax losses are losses of HK\$7,269,000 (31st December, 2010: HK\$7,623,000) that will expire from 2012 to 2016 (31st December, 2010: expire from 2011 to 2015). Other losses may be carried forward indefinitely.

At the end of the reporting period, the Group has deductible temporary differences of HK\$28,225,000 (31st December, 2010: HK\$23,582,000). No deferred tax asset has been recognised in relation to such deductible temporary difference as it is not probable that taxable profit will be available against which the deductible temporary differences can be utilised.

Notes to the Consolidated Financial Statements

For the year ended 31st December, 2011

28. CAPITAL RISK MANAGEMENT

The Group manages its capital to ensure that entities in the Group will be able to continue as a going concern while maximising the return to stakeholders through the optimisation of the debt and equity balance. The Group's overall strategy remains unchanged from prior year.

The capital structure of the Group consists of equity attributable to owners of the Company, comprising issued share capital, reserves and retained profits, as disclosed in the consolidated statement of changes in equity.

The Directors review the capital structure periodically. As part of this review, the Directors consider the cost of capital and the risks associated with each class of capital. Based on recommendations of the management of the Group, the Group will balance its overall capital structure through the payment of dividends, new share issues and share buy-backs as well as the issue of new debt or the redemption of existing debt, if necessary.

29. FINANCIAL INSTRUMENTS

(a) Categories of financial instruments

	2011 <i>HK\$'000</i>	2010 <i>HK\$'000</i>
Financial assets		
Loans and receivables (including cash and cash equivalents)	672,709	651,314
Available-for-sale financial assets	5,858	5,858
Financial liabilities		
Amortised cost	283,759	284,702

(b) Financial risk management objectives and policies

The Group's major financial instruments include debtors, loan receivable, available-for-sale investments, short-term bank deposits, bank balances and cash, creditors and accrued charges, and bank borrowings. Details of the financial instruments are disclosed in respective notes. The risks associated with these financial instruments include market risk (currency risk and interest rate risk), credit risk and liquidity risk. The policies on how to mitigate these risks are set out below. The management manages and monitors these exposures to ensure appropriate measures are implemented on a timely and effective manner.

The Group does not enter into or trade derivative financial instruments either for hedging or speculative purposes.

Notes to the Consolidated Financial Statements

For the year ended 31st December, 2011

29. FINANCIAL INSTRUMENTS (continued)

(b) Financial risk management objectives and policies (continued)

Market risk

There has been no change to the Group's exposure to market risks or the manner in which it manages and measures the risk.

(i) Foreign currency risk management

Several subsidiaries of the Group have foreign currency sales and purchases, which expose the Group to foreign currency risk. The Group also has trade and other debtors, short-term bank deposits, bank balances and cash, trade and other creditors and bank borrowings denominated in foreign currency balances. Details of foreign currency balances are detailed in notes 21, 22, 23 and 24.

The carrying amounts of the Group's foreign currency denominated monetary assets and monetary liabilities at the reporting date are as follows:

	Assets		Liabilities	
	2011 HK\$'000	2010 HK\$'000	2011 HK\$'000	2010 HK\$'000
Hong Kong dollars	4,395	20,954	101,564	98,883
Renminbi	57,339	53,460	15,887	16,363
Euro	27,536	21,887	12,074	12,839
United States dollars	30,373	19,720	2,336	1,440
Japanese Yen	114	312	3,426	5,725

Foreign currency sensitivity

The Group is mainly exposed to the effects of fluctuation in currency of Renminbi, Euro and Japanese Yen. The Hong Kong dollars ("HKD") and United States dollars ("USD") denominated monetary items arose from group entities with functional currency of USD and HKD respectively. As HKD is pegged to USD, the Directors consider that the foreign currency exposure is limited.

Notes to the Consolidated Financial Statements

For the year ended 31st December, 2011

29. FINANCIAL INSTRUMENTS (continued)

(b) Financial risk management objectives and policies (continued)

Market risk (continued)

(i) Foreign currency risk management (continued)

Foreign currency sensitivity (continued)

The following table details the Group's sensitivity to a 5% (2010: 5%) increase and decrease in the functional currencies of the relevant group entities against the relevant foreign currencies. 5% (2010: 5%) represents management's assessment of the possible change in foreign exchange rates. The sensitivity analysis includes only outstanding foreign currency denominated monetary items (other than those denominated in HKD and USD) and adjusts their translation at the period end for a 5% (2010: 5%) change in foreign currency rates. A positive number below indicates an increase in post-tax profit where the functional currencies of the relevant group entities strengthen against the relevant foreign currencies. For a 5% (2010: 5%) weakening of the functional currencies of the relevant group entities, there would be an equal and opposite impact on the post-tax profit, and the balances below would be negative.

	(Decrease) increase in profit for the year (post-tax)	
	2011 HK\$'000	2010 HK\$'000
Renminbi	(1,924)	(1,699)
Euro	(718)	(403)
Japanese Yen	154	243

In management's opinion, the sensitivity analysis is unrepresentative of the inherent foreign exchange risk as the year end exposure does not reflect the exposure during the year.

Notes to the Consolidated Financial Statements

For the year ended 31st December, 2011

29. FINANCIAL INSTRUMENTS (continued)

(b) Financial risk management objectives and policies (continued)

Market risk (continued)

(ii) Interest rate risk management

The Group is exposed to fair value interest rate risk in relation to fixed rate loan receivable (see note 18 for details of this loan receivable).

The Group's cash flow interest rate risk relates primarily to variable-rate short-term bank deposits, bank balances and borrowings (see note 24 for details of these borrowings). It is the Group's policy to keep its borrowings at floating rate of interests so as to minimise the fair value interest rate risk.

The Group's exposures to interest rates on financial liabilities are detailed in the liquidity risk management section of this note. The Group's cash flow interest rate risk is mainly concentrated on the fluctuation of HIBOR arising from the Group's borrowings.

Interest rate risk sensitivity

Sensitivity analysis on short-term bank deposits and bank balances is not presented as the management considers that the Group's exposure to interest rate fluctuation is insignificant.

The sensitivity analysis below has been determined based on the exposure to interest rates for borrowings at the end of the reporting period. The analysis is prepared assuming the borrowings outstanding at the end of the reporting period were outstanding for the whole year. A 50 basis point (2010: 50 basis point) represents management's assessment of the reasonably possible change in interest rates.

If interest rates had been 50 basis points (2010: 50 basis points) higher/lower and all other variables were held constant, the Group's post-tax profit for the year ended 31st December, 2011 would decrease/increase by HK\$79,000 (2010: decrease/increase by HK\$129,000). This is mainly attributable to the Group's exposure to interest rates on its borrowings.

In management's opinion, the sensitivity analysis is unrepresentative of the interest rate risk inherent in the financial liabilities as the year end exposure does not reflect the exposure during the year.

Notes to the Consolidated Financial Statements

For the year ended 31st December, 2011

29. FINANCIAL INSTRUMENTS (continued)

(b) Financial risk management objectives and policies (continued)

Credit risk management

As at 31st December, 2011, the Group's maximum exposure to credit risk which will cause a financial loss to the Group due to failure to discharge an obligation by the counterparties and financial guarantees provided by the Group is arising from:

- the carrying amount of the respective recognised financial assets as stated in the consolidated statement of financial position; and
- the amount of contingent liabilities in relation to the financial guarantees issued by the Group as disclosed in note 34.

In order to minimise the credit risk, the management of the Group has delegated a team responsible for determination of credit limits, credit approvals and other monitoring procedures to ensure that follow-up action is taken to recover overdue debts. In addition, the Group reviews the recoverable amount of each individual trade debt at the end of the reporting period to ensure that adequate impairment losses are made for irrecoverable amounts, taking into account any change in the credit quality of the trade debtors from the date credit was initially granted up to the reporting date. In this regard, the Directors consider that the Group's credit risk is significantly reduced.

The loan receivable and financial guarantee expose the Group to concentration of credit risk on a single counterparty. The Group considers the concentration risk is low as the corporate customer has good reputation.

The credit risk for bank deposits is limited because the counterparties are banks with high credit ratings assigned by international credit-rating agencies.

Other than concentration of credit risk on the loan receivable and liquid funds which are deposited with several banks with high credit ratings, the Group has concentration of credit risks with exposure limited to certain customers. At the end of reporting period, five customers of the Group accounted for about 55% (2010: 52%) of the Group's trade debtors. Apart from delegating a team for determining the credit limits, credit approval and other monitoring procedures on customers, the Group had also explored new markets and new customers in order to minimise the concentration of credit risk.

Notes to the Consolidated Financial Statements

For the year ended 31st December, 2011

29. FINANCIAL INSTRUMENTS (continued)

(b) Financial risk management objectives and policies (continued)

Liquidity risk management

In the management of the liquidity risk, the Group monitors and maintains a level of cash and cash equivalents deemed adequate by the management to finance the Group's operations and mitigate the effects of fluctuations in cash flows. The management also monitors the utilisation of bank borrowings.

As at 31st December, 2011, the Group has available unutilised overdrafts and short and medium term bank loan facilities of approximately HK\$4,600,000 (31st December, 2010: HK\$4,600,000) and HK\$141,630,000 (31st December, 2010: HK\$141,630,000) respectively. The facilities expiring within one year are annual facilities subject to review at various dates during 2012.

The following tables detail the Group's remaining contractual maturity for its non-derivative financial liabilities based on the agreed repayment terms. The tables have been drawn up based on the undiscounted cash flows of financial liabilities based on the earliest date on which the Group can be required to pay. The tables include both interest and principal cash flows. To the extent that interest flows are floating rate, the undiscounted amounts is derived from interest rate curve at the end of the reporting period.

	Weighted average effective interest rate %	On demand or less than 3 months HK\$'000	3 months to 1 year HK\$'000	Total discounted cash flows HK\$'000	Carrying amount at 31.12.2011 HK\$'000
2011					
Non-derivative financial liabilities					
Creditors and accrued charges	-	157,135	110,791	267,926	267,926
Bank borrowings – variable rate	1.29	15,833	-	15,833	15,833
Financial guarantee contract	-	9,709	-	9,709	-
		182,677	110,791	293,468	283,759

Notes to the Consolidated Financial Statements

For the year ended 31st December, 2011

29. FINANCIAL INSTRUMENTS (continued)

(b) Financial risk management objectives and policies (continued)

Liquidity risk management (continued)

	Weighted average effective interest rate %	On demand or less than 3 months HK\$'000	3 months to 1 year HK\$'000	Total discounted cash flows HK\$'000	Carrying amount at 31.12.2010 HK\$'000
2010					
Non-derivative financial liabilities					
Creditors and accrued charges	–	158,754	100,115	258,869	258,869
Bank borrowings – variable rate	1.35	25,833	–	25,833	25,833
Financial guarantee contract	–	9,729	–	9,729	–
		194,316	100,115	294,431	284,702

Bank borrowings with a repayment on demand clause are included in the “on demand or less than 3 months” time band in the above maturity analysis. As at 31st December, 2011 and 31st December, 2010, the aggregate undiscounted principal amounts of these bank borrowings amounted to HK\$15,833,000 and HK\$25,833,000 respectively. Taking into account the Group’s financial position, the Directors do not believe that it is probable that the bank will exercise its discretionary rights to demand immediate repayment. The Directors believe that the outstanding bank borrowing at 31st December, 2011 will be fully repaid by July 2013 in accordance with the scheduled repayment dates set out in the loan agreement. On that basis, the aggregate principal and interest cash outflows will amount to HK\$16,004,000 (31st December, 2010: HK\$26,298,000) for financial liabilities of the Group as at 31st December, 2011.

The amount included above for financial guarantee contract is the maximum amount the Group could be required to settle under the arrangement for the full guaranteed amount if that amount is claimed by the counterparty to the guarantee. Based on expectations at the end of the reporting period, the Group considers that it is more likely than not that no amount will be payable under the arrangement. However, this estimate is subject to change depending on the probability of the counterparty claiming under the guarantee which is a function of the likelihood that the financial receivables held by the counterparty which are guaranteed suffer credit losses.

The amounts included above for variable interest rate instruments for non-derivative financial liabilities are subject to change if changes in variable interest rates differ to those estimates of interest rates determined at the end of the reporting period.

Notes to the Consolidated Financial Statements

For the year ended 31st December, 2011

29. FINANCIAL INSTRUMENTS (continued)

(c) Fair values of financial instruments

The fair values of financial assets and financial liabilities are determined in accordance with generally accepted pricing models based on discounted cash flow analysis.

The Directors consider that the carrying amounts of financial assets and financial liabilities recorded at amortised cost in the consolidated financial statements approximate their fair values.

30. RETIREMENT BENEFIT SCHEMES

The Group has joined a Mandatory Provident Fund Scheme (“MPF Scheme”) for all qualifying employees in Hong Kong. The MPF Scheme is registered with the Mandatory Provident Fund Schemes Authority under the Mandatory Provident Fund Schemes Ordinance. The assets of the MPF Scheme are held separately from those of the Group in funds under the control of an independent trustee. Under the rules of the MPF Scheme, the employer and its employees are each required to make contributions to the scheme at rates specified in the rules. The only obligation of the Group with respect to the MPF Scheme is to make the required contributions under the scheme.

In addition to the MPF Scheme, the Group voluntarily set up a retirement benefit scheme in Hong Kong for selected employees in the PRC since 2007 for the benefits of those selected PRC employees who have provided over five years of services to the Group. During the year ended 31st December, 2011, the cost charged to the consolidated statement of comprehensive income of HK\$2,582,000 (2010: HK\$2,066,000) represents contributions payable to this scheme by the Group in respect of services provided by the selected PRC employees in 2011. This retirement benefit scheme is registered with the Mandatory Provident Fund Schemes Authority under the Occupational Retirement Schemes Ordinance. The assets of the retirement benefit scheme are held separately from those of the Group in funds under the control of an independent trustee. Under the rules of the retirement benefit scheme, only the employer is required to make contributions to the scheme at the amounts specified in the rules. The only obligation of the Group with respect to the retirement benefit scheme is to make the required contributions under the scheme.

As stipulated under the rules and regulations in the PRC, the subsidiaries established in the PRC are required to contribute certain percentage of payroll costs of its employees to a state-managed retirement scheme operated by the provincial governments for its employees in the PRC. After the contribution, the Group has no further obligation for actual payment of the retirement benefits.

The retirement benefit scheme contributions arising from the above retirement schemes charged to the consolidated statement of comprehensive income represent contributions payable to the funds by the Group at rates specified in the rules of the schemes.

The total cost charged to the consolidated statement of comprehensive income of HK\$14,804,000 (2010: HK\$9,725,000) represents contributions paid and payable to these schemes by the Group. At the end of reporting period, there was no forfeited contribution available to reduce future contributions in both years.

Notes to the Consolidated Financial Statements

For the year ended 31st December, 2011

31. ACQUISITION OF ASSETS AND LIABILITIES THROUGH ACQUISITION OF SUBSIDIARIES

On 21st June, 2010, the Group received a letter dated 8th June, 2010 from the Land Preparation and Resettlements Bureau of Tiuyincheng District, Shenzhen (the “Letter”) informing it that the location of its existing production facility situated at Longgang District, Shenzhen City was the subject of special planning for redevelopment and the Group was required to prepare for relocation of its existing production facility. Although the Letter did not specify the time frame for the relocation, the Directors expected that the relocation would take approximately five years to complete.

On 2nd July, 2010, Allied Power Inc. (“API”), a wholly-owned subsidiary of the Company, entered into a share purchase agreement with Mr. Ng Hoi Ying, Michael (“Mr. Ng”), an executive director and controlling shareholder of the Company, pursuant to which Mr. Ng agreed to sell, and API agreed to purchase, the entire issued share capital of Art Talent Industrial Limited (“Art Talent”) and take an assignment of the benefit of the shareholder loans owed to Mr. Ng respectively by Art Talent and its wholly-owned subsidiary, Hongmao Metal Products (Shenzhen) Co. Ltd. (“Hongmao”), for a total cash consideration of HK\$55,000,000. The transaction was completed on 5th July, 2010 and the consideration was funded by the Group’s internal resources. Art Talent, through Hongmao, owns the land use rights of or has the rights to use four parcels of land in Shenzhen and Huiyang and the buildings constructed thereon. The acquisitions were made as the Group would be required to prepare for relocation of its existing production facility and the acquisitions, which did not constitute acquisition of business, were regarded as acquisition of assets and liabilities. Upon completion of the acquisition, Art Talent and Hongmao have become wholly-owned subsidiaries of the Company.

The net assets of Art Talent and its subsidiary at the date of acquisition were as follows:

	<i>HK\$’000</i>
Net assets acquired:	
Prepaid lease payments	24,029
Property, plant and equipment	29,979
Bank balances	864
Other receivables	128
	<u>55,000</u>
Net cash outflow arising on acquisition:	
Cash consideration	(55,000)
Bank balances acquired	864
	<u>(54,136)</u>

Notes to the Consolidated Financial Statements

For the year ended 31st December, 2011

32. OPERATING LEASE ARRANGEMENTS

The Group as lessee:

At the end of the reporting period, the Group had commitments for future minimum lease payments under non-cancellable operating leases in respect of rented premises which fall due as follows:

	2011 <i>HK\$'000</i>	2010 <i>HK\$'000</i>
Within one year	3,260	2,178
In the second to fifth year inclusive	4,358	3,884
	7,618	6,062

Operating lease payments represent rentals payable by the Group for certain of its office, retail shops and other premises. Leases are negotiated for an average term of two years and rentals are fixed for an average term of two years.

33. CAPITAL COMMITMENTS

	2011 <i>HK\$'000</i>	2010 <i>HK\$'000</i>
Capital expenditure contracted for but not provided in the consolidated financial statements:		
– buildings under construction	16,087	22,685
– leasehold land and buildings	76,216	–
– leasehold improvements	3,571	4,375
– plant and machinery	17,132	13,660
– furniture, fixtures and equipment	1,422	534
	114,428	41,254

Notes to the Consolidated Financial Statements

For the year ended 31st December, 2011

34. CONTINGENT LIABILITIES

	2011 <i>HK\$'000</i>	2010 <i>HK\$'000</i>
Corporate guarantee to a financial institution in respect of banking facilities granted to a trade debtor	9,709	9,729

The Directors consider that the fair value of this financial guarantee contract at its initial recognition and carrying amount at 31st December, 2010 and 31st December, 2011 are insignificant and of low applicable default risk. Accordingly, the Group has not recognised any liability in the consolidated financial statements in relation to the abovementioned guarantee as its fair value is considered not significant.

35. RELATED PARTY TRANSACTIONS

Other than the related party transaction as stated in note 31, the Group also had the following transactions with related parties during the year.

Compensation of key management personnel

The remuneration of Directors and other members of key management during the year was as follows:

	2011 <i>HK\$'000</i>	2010 <i>HK\$'000</i>
Short-term benefits	9,734	7,965
Post-employment benefits	359	289
	10,093	8,254

The remuneration of executive directors and key executives was determined by the Remuneration Committee having regard to the performance of individuals and market trends. The remuneration of independent non-executive directors was recommended by the board of Directors and approved by the shareholders of the Company at the annual general meeting.

Notes to the Consolidated Financial Statements

For the year ended 31st December, 2011

36. PRINCIPAL SUBSIDIARIES

Particulars of the principal subsidiaries at 31st December, 2011 and 31st December, 2010 are as follows:

Name of subsidiary	Place of incorporation/ registration and operation	Nominal value of issued ordinary shares/ contributed capital	Proportion of nominal value of issued capital/ registered capital held by the Company				Principal activities
			2011		2010		
			Directly	Indirectly	Directly	Indirectly	
Allied Power Inc.	British Virgin Islands	C\$50,000	100%	-	100%	-	Investment holding
Able Rich Enterprises Limited	British Virgin Islands	US\$1	-	100%	-	100%	Investment holding
Argent Optical Manufactory Limited	Hong Kong/ PRC	HK\$100,000	-	100%	-	100%	Manufacture of optical frames
Artland Technology Limited	British Virgin Islands	US\$1	-	100%	-	100%	Investment holding
Art Talent Industrial Limited	Hong Kong	HK\$100	-	100%	-	100%	Investment holding
Arts Optical Company Limited	Hong Kong	HK\$1,000,000	-	100%	-	100%	Trading in optical frames
Eyeconcept Limited	Hong Kong	HK\$100	-	88%	-	85%	Trading in optical frames
Sin Dak Industrial Limited	Hong Kong	HK\$40,000	-	100%	-	100%	Property holding
Stepper Eyewear Limited	Hong Kong	HK\$100	-	84%	-	85%	Trading in optical frames
深圳北方光學實業有限公司 (Shenzhen North Optical Industrial Company Limited)	PRC	HK\$17,675,600	-	51% (Note 1)	-	51% (Note 1)	Retailing of optical products

Notes to the Consolidated Financial Statements

For the year ended 31st December, 2011

36. PRINCIPAL SUBSIDIARIES (continued)

Name of subsidiary	Place of incorporation/ registration and operation	Nominal value of issued ordinary shares/ contributed capital	Proportion of nominal value of issued capital/ registered capital held by the Company				Principal activities
			2011		2010		
			Directly	Indirectly	Directly	Indirectly	
宏懋金屬製品（深圳）有限公司 (known as “Hongmao Metal Products (Shenzhen) Company Limited”)	PRC	HK\$61,000,000	-	100% (Note 2)	-	100% (Note 2)	Property holding
滙駿光學城（河源）有限公司 (known as “Huijun Optical (Heyuan) Limited”)	PRC	HK\$150,000,000	-	100% (Note 2)	-	100% (Note 2)	Inactive
滙聯眼鏡製造廠（河源）有限公司 (known as “Huilian Optical Manufactory (Heyuan) Limited”)	PRC	HK\$10,000,000	-	100% (Note 2)	-	100% (Note 2)	Inactive
滙龍眼鏡五金配件（河源）有限公司 (known as “Huilong Optical Manufactory (Heyuan) Limited”)	PRC	HK\$10,000,000	-	100% (Note 2)	-	100% (Note 2)	Inactive

Notes:

1. This subsidiary is registered as a sino-foreign equity joint venture company.
2. These subsidiaries are registered as wholly foreign-owned companies.

The above table lists the subsidiaries of the Company which, in the opinion of the Directors, principally affected the results for the year or formed a substantial portion of the assets and liabilities of the Group. To give details of other subsidiaries would, in the opinion of the Directors, result in particulars of excessive length.

None of the subsidiaries had any debt securities subsisting at 31st December, 2011 or at any time during the year.

Financial Summary

RESULTS

	Year ended 31st December,				2011 HK\$'000
	2007 HK\$'000 (restated)	2008 HK\$'000 (restated)	2009 HK\$'000	2010 HK\$'000	
REVENUE	1,282,145	1,396,260	1,169,768	1,361,026	1,547,260
PROFIT BEFORE TAX	201,831	145,116	132,468	141,493	121,444
INCOME TAX EXPENSE	(16,539)	(13,441)	(9,793)	(15,972)	(8,709)
PROFIT FOR THE YEAR	185,292	131,675	122,675	125,521	112,735
PROFIT FOR THE YEAR ATTRIBUTABLE TO:					
OWNERS OF THE COMPANY	184,057	131,354	122,336	124,729	112,213
NON-CONTROLLING INTERESTS	1,235	321	339	792	522
	185,292	131,675	122,675	125,521	112,735

ASSETS AND LIABILITIES

	At 31st December,				2011 HK\$'000
	2007 HK\$'000	2008 HK\$'000	2009 HK\$'000	2010 HK\$'000	
TOTAL ASSETS	1,251,242	1,367,679	1,389,133	1,511,221	1,604,015
TOTAL LIABILITIES	(341,774)	(367,173)	(313,963)	(334,520)	(340,266)
	909,468	1,000,506	1,075,170	1,176,701	1,263,749
EQUITY ATTRIBUTABLE TO OWNERS OF THE COMPANY	907,916	997,059	1,071,459	1,172,294	1,259,265
NON-CONTROLLING INTERESTS	1,552	3,447	3,711	4,407	4,484
	909,468	1,000,506	1,075,170	1,176,701	1,263,749

Note: In order to conform with current year's presentation, sales rebates of HK\$12,070,000 and HK\$13,942,000 included in distribution and selling expenses have been reclassified to revenue in the years ended 31st December, 2007 and 31st December, 2008 respectively.