

**CHINA ORAL INDUSTRY GROUP HOLDINGS LIMITED**

**中國口腔產業集團控股有限公司**

*(Incorporated in the Cayman Islands with limited liability)*

**Stock code: 8406**



Annual Report  
**2021**

## CHARACTERISTICS OF GEM OF THE STOCK EXCHANGE OF HONG KONG LIMITED (THE “STOCK EXCHANGE”)

GEM has been positioned as a market designed to accommodate small and mid-sized companies to which a higher investment risk may be attached than other companies listed on the Stock Exchange. Prospective investors should be aware of the potential risks of investing in such companies and should make the decision to invest only after due and careful consideration.

Given that the companies listed on GEM are generally small and mid-sized companies, there is a risk that securities traded on GEM may be more susceptible to high market volatility than securities traded on the Main Board and no assurance is given that there will be a liquid market in the securities traded on GEM.

Hong Kong Exchanges and Clearing Limited and the Stock Exchange take no responsibility for the contents of this report, make no representation as to its accuracy or completeness and expressly disclaim any liability whatsoever for any loss howsoever arising from or in reliance upon the whole or any part of the contents of this report.

This report, for which the directors (the “**Directors**”) of China Oral Industry Group Holdings Limited (formerly known as Alpha Era International Holdings Limited) (the “**Company**” and together with its subsidiaries, the “**Group**”) collectively and individually accept full responsibility, includes particulars given in compliance with the Rules Governing the Listing of Securities on GEM of the Stock Exchange (the “**GEM Listing Rules**”) for the purpose of giving information with regard to the Company. The Directors, having made all reasonable enquiries, confirm that to the best of their knowledge and belief the information contained in this report is accurate and complete in all material respects and not misleading or deceptive, and there are no other matters the omission of which would make any statement herein or this report misleading.

# TABLE OF CONTENTS

	Page
CORPORATE INFORMATION	3
CHAIRLADY'S STATEMENT	5
MANAGEMENT DISCUSSION AND ANALYSIS	6
BIOGRAPHICAL DETAILS OF THE DIRECTORS AND SENIOR MANAGEMENT	10
REPORT OF THE DIRECTORS	13
CORPORATE GOVERNANCE REPORT	25
ENVIRONMENTAL, SOCIAL AND GOVERNANCE REPORT	38
INDEPENDENT AUDITORS' REPORT	68
CONSOLIDATED STATEMENT OF PROFIT OR LOSS AND OTHER COMPREHENSIVE INCOME	73
CONSOLIDATED STATEMENT OF FINANCIAL POSITION	74
CONSOLIDATED STATEMENT OF CHANGES IN EQUITY	75
CONSOLIDATED STATEMENT OF CASH FLOWS	76
NOTES TO THE CONSOLIDATED FINANCIAL STATEMENTS	77
FINANCIAL SUMMARY	132

# CORPORATE INFORMATION

## BOARD OF DIRECTORS

### Executive Directors

Ms. Yan Ping (*Chairlady*)  
(appointed on 17 December 2021)  
Mr. Liu Yao Guang (*Chief Executive Officer*)  
(appointed on 17 December 2021)  
Mr. Xiao Jiansheng  
Mr. Huang Xiaodong  
(resigned on 17 December 2021)

### Non-executive Director

Mr. Lee Kin Kee (resigned on 17 December 2021)

### Independent Non-executive Directors

Ms. Shen Jindan (appointed on 17 December 2021)  
Ms. Yang Haili (appointed on 17 December 2021)  
Mr. Wang Mo (appointed on 17 December 2021)  
Mr. Mao Guohua (resigned on 17 December 2021)  
Mr. Liu Zexing (resigned on 17 December 2021)  
Mr. Ho Hin Chung (resigned on 17 December 2021)

## BOARD COMMITTEE

### Audit Committee

Ms. Yang Haili (*Chairlady*)  
(appointed on 17 December 2021)  
Ms. Shen Jindan (appointed on 17 December 2021)  
Mr. Wang Mo (appointed on 17 December 2021)  
Mr. Ho Hin Chung  
(resigned on 17 December 2021)  
Mr. Liu Zexing (resigned on 17 December 2021)  
Mr. Mao Guohua (resigned on 17 December 2021)

### Remuneration Committee

Ms. Shen Jindan (*Chairlady*)  
(appointed on 17 December 2021)  
Mr. Liu Yao Guang (appointed on 17 December 2021)  
Ms. Yang Haili (appointed on 17 December 2021)  
Mr. Liu Zexing  
(resigned on 17 December 2021)  
Mr. Mao Guohua (resigned on 17 December 2021)  
Mr. Ho Hin Chung (resigned on 17 December 2021)  
Mr. Xiao Jiansheng <sup>Note (1)</sup>

### Nomination Committee

Ms. Yan Ping (*Chairlady*)  
(appointed on 17 December 2021)  
Ms. Yang Haili (appointed on 17 December 2021)  
Mr. Wang Mo (appointed on 17 December 2021)  
Mr. Mao Guohua  
(resigned on 17 December 2021)  
Mr. Liu Zexing (resigned on 17 December 2021)  
Mr. Ho Hin Chung (resigned on 17 December 2021)  
Mr. Xiao Jiansheng <sup>Note (1)</sup>

Note:

- (1) Mr. Xiao Jiansheng, an executive Director, resigned as a member of each of the remuneration committee and the nomination committee of the Company on 17 December 2021.

## COMPLIANCE OFFICER

Mr. Xiao Jiansheng

## AUTHORISED REPRESENTATIVES

Ms. Yan Ping (appointed on 17 December 2021)  
Ms. Chan Sze Ting (appointed on 17 December 2021)  
Mr. Huang Xiaodong (resigned on 17 December 2021)  
Mr. Wan Hon Keung (resigned on 17 December 2021)

## COMPANY SECRETARY

Ms. Chan Sze Ting (appointed on 17 December 2021)  
Mr. Wan Hon Keung (resigned on 17 December 2021)

## REGISTERED OFFICE IN THE CAYMAN ISLANDS

Windward 3, Regatta Office Park  
PO Box 1350, Grand Cayman  
KY1-1108, Cayman Islands

## HEAD OFFICE

Dongcheng Industrial Zone  
Xinping Road, Minzhong Town  
Zhongshan City, Guangdong Province  
The PRC

## CORPORATE INFORMATION (continued)

### PRINCIPAL PLACE OF BUSINESS IN HONG KONG

Suite 1812E, 18/F  
Tower 2, Lippo Centre  
89 Queensway  
Admiralty  
Hong Kong

### AUDITORS

HLB Hodgson Impey Cheng Limited  
*Certified Public Accountants*  
31/F., Gloucester Tower, The Landmark  
11 Pedder Street, Central, Hong Kong

### LEGAL ADVISERS

CFN Lawyers in association with Broad & Bright  
Room 4101-04, 41st Floor, Sun Hung Kai Centre  
30 Harbour Road, Wan Chai, Hong Kong

### PRINCIPAL SHARE REGISTRAR AND TRANSFER OFFICE IN THE CAYMAN ISLANDS

Ocorian Trust (Cayman) Limited  
Windward 3, Regatta Office Park  
PO Box 1350, Grand Cayman  
KY1-1108, Cayman Islands

### HONG KONG BRANCH SHARE REGISTRAR AND TRANSFER OFFICE

Tricor Investor Services Limited  
Level 54, Hopewell Centre  
183 Queen's Road East, Hong Kong

### PRINCIPAL BANKERS

Industrial & Commercial Bank of China  
Industrial & Commercial Bank of China (Asia) Limited

### GEM STOCK CODE

8406

### COMPANY'S WEBSITE

[www.chinaoral.co](http://www.chinaoral.co)



## CHAIRLADY'S STATEMENT

On behalf of the board (the “**Board**”) of Directors of the Company, I am pleased to present the annual report of the Group for the year ended 31 December 2021 (the “**Year**”).

Last year, as the novel coronavirus (“**COVID-19**”) global pandemic continued, countries were constantly adjusting their economic rhythm, and the business of the Group was affected. In order to maintain steady development of the Group, the Group has pushed forward its business diversification. With the increasing public health awareness and the growing demand of quality medical services, the Group decided to adjust its business strategy, in combination with the development policies of mainland China and China’s digital health development, to gradually diversify into health business.

For the year ended 31 December 2021, the Group recorded total revenue of approximately RMB294,917,000 (2020: approximately RMB260,735,000), representing an increase of approximately RMB34,182,000. Loss during the Year was approximately RMB2,133,000 (2020: profit of approximately RMB23,557,000), representing a decrease of approximately RMB25,690,000 or 109.1%.

Looking forward to 2022, the Group will continue to focus on maintaining and developing its inflatable products business. In view of diversifying its business, the Group intends to expand its business scope into the health business in particular, the oral care industry. The Group intends to cooperate with local governments to develop and build oral care industry parks by integrating industrial resources; accelerate the development of oral medicine chain; establish a digital medical service platform, as well as carry out the development of oral care, orthodontics, oral aesthetics and other related businesses.

In addition, the adjustment of the Group’s shareholders and the change of the members of the board of directors may have an impact on the business, and we will adjust and improve it in time.

I would like to take this opportunity to express my gratitude to all shareholders, customers, business partners and suppliers for their continuing support. At the same time, I would like to thank our management and staff for their support, trust and contributions to the Group throughout the years.

**Yan Ping**

*Chairlady and Executive Director*

**China Oral Industry Group Holdings Limited**

Hong Kong, 24 March 2022

# MANAGEMENT DISCUSSION AND ANALYSIS

## BUSINESS REVIEW AND OUTLOOK

Founded in 2003, the Group has nearly 20 years of experience in designing, manufacturing and selling high-quality inflatable amusement parks and other inflatable products. The Group is mainly engaged in the manufacturing and sales of inflatable products and related accessories, and has set its sights in the development of big health field.

Due to the uncertainty of the global pandemic, the Group's main business is affected to varying degrees. The Group manufactures its inflatable products in the production facilities in Dongcheng Industrial Zone located in Zhongshan City, Guangdong Province. The Group is committed to maintain high standards of quality in all of the products and follow stringent quality control procedures throughout its production processes. The Group believes its product design and development capabilities will help strengthen its competitiveness through product differentiation and innovation. The Group will further expand its business into the health care industry, especially China's domestic oral care industry. The Group has always been committed to maintaining high standards of its products and will also provide high-quality products for the oral care industry going forward.

## FINANCIAL REVIEW

### REVENUE

The Group's revenue was approximately RMB294,917,000 for the Year, representing an increase of approximately RMB34,182,000 or 13.1% as compared to the revenue of approximately RMB260,735,000 for the year ended 31 December 2020. Revenue from the sales of inflatable playgrounds with air blowers for the Year was approximately RMB265,658,000 (2020: approximately RMB236,423,000 representing an increase of approximately RMB29,235,000 or 12.4% as compared with the corresponding period in 2020, which accounted for approximately 90.1% of the Group's total revenue (2020: approximately 90.7%); revenue from the sales of other inflatable products for the Year was approximately RMB1,091,000 (2020: approximately RMB2,890,000), representing a decrease of approximately RMB1,799,000 or 62.2% as compared with the corresponding period in 2020, which accounted for approximately 0.4% of the Group's total revenue (2020: approximately 1.1%); revenue from the sales of electronic solar products for the Year was approximately RMB10,328,000 (2020: approximately RMB7,345,000), representing an increase of approximately RMB2,983,000 or 40.6% as compared with the corresponding period in 2020, which accounted for approximately 3.5% of the Group's total revenue (2020: approximately 2.8%); revenue from the sales of other inflatable products related accessories and subcontracting work for the Year was approximately RMB17,840,000 (2020: approximately RMB14,077,000), representing an increase of approximately RMB3,763,000 or 26.7% as compared with the corresponding period in 2020, which accounted for approximately 6.0% of the Group's total revenue (2020: approximately 5.4%).

An analysis of the Group's revenue for the Year by geographical location is set out in note 5 to the consolidated financial statements.

### COST OF SALES

The cost of sales was approximately RMB235,060,000 for the Year, representing an increase of approximately RMB49,236,000 or 26.5% as compared to approximately RMB185,824,000 for the year ended 31 December 2020. Such increase was primarily due to (i) the increase in purchase price of raw materials; (ii) the increase in staff cost as there was no relief of contribution to retirement benefits scheme allowed by the PRC government in 2021; and (iii) the corresponding increase in the Group's revenue for the Year.

### GROSS PROFIT AND GROSS PROFIT MARGIN

The Group recorded a gross profit of approximately RMB59,857,000 for the Year, representing a decrease of approximately RMB15,054,000 as compared with that for the year ended 31 December 2020 (2020: approximately RMB74,911,000). The gross profit margin was approximately 20.3% for the Year, representing a significant decrease of approximately 8.4% as compared to that of the previous year (2020: approximately 28.7%).

## MANAGEMENT DISCUSSION AND ANALYSIS (continued)

### OTHER INCOME AND GAINS

Total other income and gains was approximately RMB2,210,000 for the Year, representing an increase of approximately RMB1,021,000 or 85.9% as compared with that for the year ended 31 December 2020 (2020: approximately RMB1,189,000). The increase was mainly due to an increase in other income and gains of approximately RMB859,000 and gain on disposal of property, plant and equipment of approximately RMB530,000, partly offset by a decrease in grants and subsidies from the PRC government of approximately RMB460,000.

### DISTRIBUTION AND SELLING EXPENSES

Total distribution and selling expenses was approximately RMB31,653,000 for the Year (2020: approximately RMB25,487,000), representing an increase of approximately RMB6,166,000 or 24.2% as compared with last year. The increase was mainly due to (i) the increase in freight and transportation expenses of approximately RMB2,180,000; (ii) the increase in advertising and promotion expenses of approximately RMB1,728,000; and (iii) commission and sales services expenses of approximately RMB981,000.

### ADMINISTRATIVE EXPENSES

The administrative expenses was approximately RMB21,590,000 for the Year (2020: approximately RMB20,030,000), representing an increase of approximately RMB1,560,000 or 7.8% as compared with last year, which mainly due to the increase in staff costs, depreciation expenses and legal and professional fees, partly offset by the decrease in net foreign exchange losses.

### FINANCE COSTS

The Group recorded an interest on lease liabilities of approximately RMB1,947,000 for the Year, representing a decrease of approximately RMB244,000 or 11.1% (2020: approximately RMB2,191,000).

### INCOME TAX EXPENSE

Income tax expenses was approximately RMB4,968,000 for the Year (2020: approximately RMB4,997,000), representing an increase of approximately RMB29,000 or 0.6% as compared with last year. An analysis of the Group's income tax expense for the Year is set out in note 8 to the consolidated financial statements.

### LOSS/PROFIT AND TOTAL COMPREHENSIVE EXPENSE/INCOME ATTRIBUTABLE TO OWNERS OF THE COMPANY

Loss and total comprehensive expense attributable to owners of the Company for the Year was approximately RMB3,197,000 (2020: profit and total comprehensive income of approximately RMB22,472,000).

### LIQUIDITY, FINANCIAL RESOURCES AND CAPITAL STRUCTURE

The Group finances its liquidity and financial requirements primarily through cash generated from operations and equity contributed from the shareholders of the Company.

The Company's shares were successfully listed on GEM of the Stock Exchange on 7 December 2017 (the "Listing"). There has been no change in the capital structure of the Group since the date of Listing and up to the date of this annual report.

As at 31 December 2021, the Group's total equity attributable to owners of the Company amounted to approximately RMB118.7 million (2020: approximately RMB121.9 million).



## MANAGEMENT DISCUSSION AND ANALYSIS (continued)

The current ratio of the Group as at 31 December 2021 was approximately 2.58 times as compared to that of approximately 3.62 times as at 31 December 2020. The quick ratio of the Group as at 31 December 2021 was approximately 1.36 times as compared to that of approximately 2.23 times as at 31 December 2020. The Directors believe that the Group is in a healthy financial position to expand its core business and to achieve its business objectives.

Since no borrowings was outstanding as at 31 December 2021 and 31 December 2020, no gearing ratio was applicable.

### CAPITAL EXPENDITURE

During the Year, there was capital expenditure of approximately RMB1,792,000 (2020: approximately RMB15,225,000) which was used in the purchase of property, plant and equipment.

### FINAL DIVIDEND

The Board does not propose the payment of any final dividend for the year ended 31 December 2021 (2020: Nil) to the shareholders of the Company.

### CONTINGENT LIABILITIES

As at 31 December 2021, the Group did not have any significant contingent liabilities (2020: Nil).

### PLEDGE OF ASSETS

As at 31 December 2021, the Group had no assets pledged for bank borrowings or for other purpose (2020: Nil).

### CAPITAL COMMITMENTS

As at 31 December 2021, the Group did not have any commitment to contribute to the registered capital of the indirect wholly-owned subsidiaries (2020: RMB200,000) and has entered into contractual commitments for the acquisition of property, plant and equipment of approximately RMB429,000 (2020: RMB863,000).

### MATERIAL ACQUISITIONS AND DISPOSALS OF SUBSIDIARIES, AFFILIATED COMPANIES AND JOINT VENTURES

During the Year, the Group did not have any material acquisitions and disposal of subsidiaries, affiliated companies and joint ventures (2020: Nil).

### SIGNIFICANT INVESTMENTS HELD BY THE GROUP

During the Year, there was no significant investment held by the Group (2020: Nil).

### FUTURE PLAN FOR MATERIAL INVESTMENT AND CAPITAL ASSETS

As at 31 December 2021 and up to the date of this annual report, save for the incorporation of a new subsidiary to engage in the provision of medical and healthcare related services in Hong Kong and the PRC as disclosed in the announcement of the Company dated 9 February 2022, the Group does not have any plan for material investment and capital assets for the coming year.

## MANAGEMENT DISCUSSION AND ANALYSIS (continued)

### FOREIGN CURRENCY EXPOSURE

As approximately 87% and 88.1% of the Group's revenue for the years ended 31 December 2021 and 31 December 2020 respectively are denominated in US Dollars but the costs incurred for the production are denominated in Renminbi ("RMB"), significant fluctuation in the exchange rate between RMB against US Dollars may materially affect the Group's business results of operations. As a result of the Group's business expansion to overseas markets, the Group may continue to generate a significant amount of sales, assets and liabilities denominated in a currency other than RMB. In this case, the Group would be exposed to risks related to the exchange rate and the currency in which its assets and liabilities are denominated. A depreciation of RMB would require the Group to use more RMB funds to service the same amount of foreign currency liabilities, or a depreciation of foreign currency against RMB would result in receipts from receivables substantially less than the contractual amounts in terms of RMB at the settlement date.

Having considered the cost effectiveness with reference to the Group's business model, the Group currently does not have a formal foreign currency hedging policy or engage in hedging activities designed or intended to manage such exchange rate risk during the Year. Because RMB is not freely convertible, the Group's ability to reduce foreign exchange rate risk is limited.

### TREASURY POLICIES

The Group is exposed to credit risk primarily arising from trade receivables and bank deposits. Trade receivables are from customers with good collection track records with the Group. For trade receivables, the Group adopts the policy of dealing only with customers of appropriate credit history to mitigate credit risks. During the Year, allowance for credit losses in relation to trade receivables of approximately RMB242,000 was recognised (2020: reversal of allowance for credit losses in relation to trade receivables of approximately RMB162,000).

Bank deposits are mainly the deposits with banks with good credit ratings assigned by international credit-rating agencies or with good reputation. For bank deposits, the Group adopts the policy of dealing only with high credit quality counterparties.

### EMPLOYEES AND REMUNERATION POLICIES

As at 31 December 2021, the Group had 953 full-time employees (31 December 2020: 726). Most of the employees are located in Zhongshan City and Heyuan City, Guangdong Province, and Yongzhou City, Hunan Province, the PRC. The total employee remuneration, including remuneration of the Directors, for the year ended 31 December 2021 amounted to approximately RMB75,797,000 (2020: approximately RMB51,871,000).

The Group has established a fair, reasonable and competitive Remuneration Management System and Procedure (《薪酬管理制度》及《薪資福利管理程序》) that provides compensation to employees based on the principles of fairness, competition, incentives, rationality, and legality. The Group entered into separate labour contracts with each of the Group's employees in accordance with the applicable labour laws in Hong Kong and the PRC. The Group provides its employees with various benefits including discretionary bonus, contribution to social insurance premium and housing provident fund, and contribution to mandatory provident fund. The Group also offers options that may be granted to employees under the share option scheme.

During the years ended and as at 31 December 2020 and 2021, no contribution was forfeited (by the Group on behalf of its employees who leave the defined contribution schemes prior to vesting fully in such contributions) and be used by the Group to reduce the existing level of contributions.

The Group has developed relevant training procedures to standardize the management of employees' training and holds various training programs in order to improve the knowledge and skills of employees. The Group has developed an Annual Training Plan (《年度培訓計劃》) based on the training requirements from various departments, to enhance the employees' skills and knowledge. In addition to internal training, the Group encourages and supports employees to participate in external personal and professional training to fulfill the needs of the Group's development.

## BIOGRAPHICAL DETAILS OF THE DIRECTORS AND SENIOR MANAGEMENT

### EXECUTIVE DIRECTORS

**Ms. Yan Ping (嚴萍) (“Ms. Yan”)**, aged 49, has been appointed as the chairlady of the Board and an executive Director since 17 December 2021. Ms. Yan is also the chairlady of the nomination committee of the Company (the “**Nomination Committee**”). Ms. Yan is the controlling shareholder of the Company (the “**Current Controlling Shareholder**”).

From May 2001 to September 2009, Ms. Yan founded and served as the general manager of Xiamen Aidifei Trading Co., Ltd.\* (廈門市愛迪菲商貿有限公司). From May 2010 to June 2015, Ms. Yan served as the sole director of Angel Fly (HK) Int'l Investment Management Limited (安吉飛兒香港(國際)投資管理有限公司) (currently dissolved). From April 2017 to May 2020, Ms. Yan served as a regional general manager of Beijing Tongrentang Health Pharmaceutical Co., Ltd. (北京同仁堂健康藥業股份有限公司). Ms. Yan has been the chairlady of the board of China Oral Industry Group Limited (中國口腔產業集團有限公司) since June 2021.

**Mr. Liu Yao Guang (劉耀光) (“Mr. Liu”)**, aged 51, has been appointed as the chief executive officer of the Company and an executive Director since 17 December 2021. Mr. Liu is also a member of the remuneration committee of the Company (the “**Remuneration Committee**”).

From September 1993 to June 2002, Mr. Liu served as a training manager of the personnel department of Shijiazhuang Oriental City Plaza Co., Ltd.\* (石家莊東方城市廣場有限公司). From July 2002 to July 2009, Mr. Liu served as a sales director and deputy general manager of Shandong Fengxiang Food Co., Ltd.\* (山東鳳祥食品有限公司). From August 2009 to December 2012, Mr. Liu served as a deputy general manager of Beijing Spicy Temptation Food Co., Ltd.\* (北京麻辣誘惑食品有限公司). Mr. Liu is currently a partner, and serves as a director of Beijing Hejun Consulting Co., Ltd.\* (北京和君諮詢有限公司), Hebei Hejun Enterprise Management Consulting Co., Ltd.\* (河北和君企業管理諮詢有限公司) and Hebei Deyun Enterprise Management Consulting Co., Ltd.\* (河北德運企業管理諮詢有限公司) since January 2013, May 2014 and January 2018 respectively.

Mr. Liu obtained his bachelor's degree in education (major in physical education) from Hebei Institute of Physical Education (河北體育學院) in July 1993.

**Mr. Xiao Jiansheng (肖健生) (“Mr. Xiao”)**, aged 59, is an executive Director. Mr. Xiao is responsible for overseeing the Group's operation, business development, finance and administration. Mr. Xiao joined the Group in June 2003. He was appointed as the director on 1 February 2016, re-designated as the chief executive officer and executive Director of the Company on 5 March 2016, and resigned as the chief executive officer of the Company, a member of each of the Remuneration Committee and the Nomination Committee on 17 December 2021.

Mr. Xiao has over 31 years of experience in the amusement products design and manufacturing industry. Mr. Xiao obtained a bachelor's degree in hydraulic transmission from Wuhan Huazhong Institute of Technology (武漢華中工學院) in July 1982.

### INDEPENDENT NON-EXECUTIVE DIRECTORS

**Ms. Shen Jindan (沈錦丹) (“Ms. Shen”)**, aged 42, has been appointed as an independent non-executive Director since 17 December 2021. Ms. Shen is also the chairlady of the Remuneration Committee and a member of audit committee of the Company (the “**Audit Committee**”).

From February 2016 to December 2018, Ms. Shen served as a tutor of Guandong Limingtang Digital Culture Technology Development Co., Ltd.\* (廣東立明堂數位文化科技發展有限公司) (“Limingtang”). From January 2019 to December 2020, Ms. Shen served as a general manager of the education center of Limingtang. Ms. Shen has been a director of the overseas business department of Limingtang since October 2019 and has been a deputy general manager of Limingtang since January 2021.



## BIOGRAPHICAL DETAILS OF THE DIRECTORS AND SENIOR MANAGEMENT (continued)

**Ms. Yang Haili (楊海莉) (“Ms. Yang”)**, aged 55, has been appointed as an independent non-executive Director since 17 December 2021. Ms. Yang is also the chairlady of the Audit Committee and a member of each of the Remuneration Committee and the Nomination Committee.

Ms. Yang has over 25 years of accounting/financial and related work experience in various industries, with the latest 14 years at managerial/executive level. In recent years she has served, successively, as deputy finance director of Brightoil Petroleum (Holdings) Limited (a listed company in Hong Kong until its delisting on 20 October 2020), as the deputy general manager of Group Finance Department and some other managerial roles in Shenzhen International Holdings Limited (“SIHL”) (a listed company on the Main Board of the Stock Exchange, stock code: 152).

Ms. Yang received a bachelor’s degree in economics from Wuhan University in China in July 1988 and a master’s degree in business administration from Dalhousie University in Canada in May 2002. Ms. Yang is qualified as a certified general accountant of the Certified General Accountants Association of Canada in October 2009 and is qualified as a chartered professional accountant member of the Chartered Professional Accountants of British Columbia, Canada in June 2015.

**Mr. Wang Mo (王默) (“Mr. Wang”)**, aged 42, has been appointed as an independent non-executive Director since 17 December 2021. Mr. Wang is also a member of each of the Audit Committee and the Nomination Committee.

From March 2009 to July 2016, Mr. Wang served as a general manager of Beijing Shuishu Yinhua Engineering Technology Co., Ltd.\* (北京水樹銀花工程技術有限公司). From December 2016 to August 2018, Mr. Wang was a partner, and served as an executive chief officer of Chitose Film Culture (Beijing) Co., Ltd.\* (千歲影視文化(北京)有限公司). Mr. Wang has been the chairman of the board of Tianhong Sharp (Beijing) Technology Co., Ltd.\* (天鴻銳利(北京)科技有限公司) since October 2018.

From August 2002 to June 2003, Mr. Wang received Cisco Certified Network Associate (CCNA) (思科認證網絡) engineering training from Cisco Systems (思科系統公司).

## SENIOR MANAGEMENT

**Mr. Wang Haifeng (王海峰)**, aged 51, joined the Group in June 2003 and is the Financial Controller of the Group now. Mr. Wang has over 21 years of experience in financial accounting.

Mr. Wang is primarily responsible for overseeing and enhancing the accounting function of the Group’s accounts and finance department. He has been a director of one of the subsidiaries, Swiftech Company, since August 2015. Mr. Wang obtained his associate degree in corporate financial accounting from Shaanxi Finance & Economics Institute (陝西財經學校) in July 1995. He obtained the qualification of assistant accountant conferred by the Ministry of Finance of the PRC in May 1998. He obtained an associate degree in accounting from China Central Radio and TV University (中央廣播電視大學) in January 2009.

**Ms. Lin Yannong (林燕農)**, aged 49, joined the Group in June 2003 and is the Marketing Director of the Group now. Ms. Lin has over 21 years of experience in sales and marketing.

Ms. Lin is primarily responsible for planning and handling marketing and promotional activities. She obtained a bachelor’s degree in international business and economics from Shantou University (汕頭大學) in June 1994 and a postgraduate diploma in business-to-business market management from the School of Professional and Continuing Education of the University of Hong Kong (香港大學專業進修學院) in August 2015.

## BIOGRAPHICAL DETAILS OF THE DIRECTORS AND SENIOR MANAGEMENT (continued)

**Ms. Li Qihong (李秋紅)**, aged 50, joined the Group in June 2003 and is the Head of Production Department of the Group now. Ms. Li has over 21 year of experience in factory management.

Ms. Li is primarily responsible for overseeing the production of the Group, she completed an international business administration workshop (國際高級工商管理總裁研修班) at the School of Continuing Education, Tsinghua University (清華大學繼續教育學院) in October 2011.

**Mr. Zhu Wenyi (朱文軼)**, aged 43, joined the Group in May 2004 and is the Art Director of the Group now. Mr. Zhu has over 11 years of experience in product design.

Mr. Zhu is primarily responsible for product design of the Group, he obtained a bachelor's degree in Arts and Design from Guangzhou Academy of Fine Arts (廣州美術學院) in July 2003.

### CHIEF FINANCIAL OFFICER

**Ms. Wang Qitao (王琪韜) (“Ms. Wang”)**, aged 52, has been appointed as the chief financial officer of the Company since 17 December 2021. Before joining the Company, Ms. Wang served as a finance executive of Allianz Property Insurance (China) Co., Ltd\* (京東安聯財產保險有限公司, formerly 安聯財產保險(中國)有限公司). Ms. Wang served as a finance manager of A.P. Moller Maersk Global Service Centres (Shenzhen)\* (馬士基信息處理(深圳)有限公司)(currently dissolved).

Ms. Wang obtained a Bachelor of Arts from Nankai University (南開大學), Tianjin, China and a Bachelor in Commerce (Honours Accounting) from University of Ottawa, Canada. Ms. Wang was qualified as a certified general accountant of the Certified General Accountants Association of Canada in 2007 and a chartered professional accountant member of the Chartered Professional Accountants, Canada in June 2015.

### COMPANY SECRETARY

**Ms. Chan Sze Ting (陳詩婷) (“Ms. Chan”)**, aged 40, has been appointed as the company secretary of the Company since 17 December 2021. Ms. Chan currently serves as an associate director of corporate services of Tricor Services Limited, a global professional services provider specializing in integrated business, corporate and investor services. Ms. Chan has over 15 years of experience in the corporate secretarial field. She has been providing professional corporate services to multiple Hong Kong listed companies. Ms. Chan is a Chartered Secretary (CS), a Chartered Governance Professional (CGP) and an Associate of both The Hong Kong Chartered Governance Institute (HKCGI) (formerly “The Hong Kong Institute of Chartered Secretaries” (HKICS)) and The Chartered Governance Institute (CGI) (formerly “The Institute of Chartered Secretaries and Administrators (ICSA)) in the United Kingdom. Ms. Chan also holds a bachelor of laws degree from the University of London.

\* For identification purposes only



# REPORT OF THE DIRECTORS

The Directors are pleased to present their report and the audited consolidated financial statements for the year ended 31 December 2021.

## PRINCIPAL ACTIVITIES

The Company is an investment holding company. During the Year, the Group is principally engaged in the manufacturing and sales of inflatable products and related accessories. There were no significant changes in the nature of the Group's principal activities during the Year.

An analysis of the Group's performance for the Year by geographical segments is set out in note 5 to the consolidated financial statements.

## RESULTS AND DIVIDENDS

The results of the Group for the Year and the financial position of the Group at that date are set out in the consolidated financial statements on pages 73 to 74.

The Board does not recommend the payment of any final dividend for the year ended 31 December 2021 to the shareholders of the Company (2020: Nil).

## FINANCIAL SUMMARY

A summary of the results and assets and liabilities of the Group for the last five financial years, as extracted from the published annual reports and audited financial statements of the Company for the year ended 31 December 2021, is set out on page 132 in this annual report.

## BUSINESS REVIEW AND PERFORMANCE

A review of the business of the Company and a discussion and analysis of the Group's performance during the Year and the outlook of Company's business can be found in the Management Discussion and Analysis set out on pages 6 to 9 of this annual report. This discussion forms part of this Report of the Directors.

## PRINCIPAL RISKS AND UNCERTAINTIES

The Group's key risk exposures are summarised as follows:–

1. The Group's past revenue and profit margin may not guarantee the Group's future revenue and profit margin.
2. The Group is subject to risks of fluctuations in the exchange rate between RMB and US Dollars.
3. The Group is subject to risks associated with marketing, distribution and sales of its products internationally.
4. Sales of the Group's products are subject to changes in consumer perception and preference.
5. The Group may be subject to product liability claims.
6. Fluctuations in the price and supply of raw materials may bring negative impact to the performance of the Group.
7. The Group is dependent on a skilled workforce in the PRC to run its production facilities and the Group may experience a shortage of labour or its labour costs may increase.

## REPORT OF THE DIRECTORS (continued)

8. The Group is subject to environmental protection regulations and requirements.
9. The Group is subject to changes in economic, political and social conditions in the PRC and policies adopted by the PRC government.
10. The PRC legal system is not fully developed and has inherent uncertainties which could limit the legal protections available to the Group.

## ENVIRONMENTAL POLICIES AND PERFORMANCE

During the Year, the Group continued to focus on improving its performance in environmental protection, enhancing the awareness of environmental protection and proactively addressing the environmental issues. The Group endeavoured to adopt various energy saving and emission reduction measures in its business operation, so as to reduce the consumption of natural resources by using environmentally-friendly products and verified materials.

Please refer to the Environmental, Social and Governance Report as set out on pages 38 to 67 of this annual report for the details of environmental policies and performance of the Group.

## COMPLIANCE WITH LAWS AND REGULATIONS

To the best of the Directors' knowledge, information and belief, having made all reasonable enquiries, the Group has complied in material respects with the relevant laws and regulations that have a significant impact on the business and operation of the Company and its subsidiaries during the Year.

## RELATIONSHIP WITH CUSTOMERS, SUPPLIERS, SUBCONTRACTORS AND EMPLOYEES

### Customers

The Group considers its customers as one of the most important stakeholders. The Group's commitment to continue its dedication to quality control, product safety and customer service are essential in maintaining the trust of its customers. Besides selling its products in the domestic market, the Group also sold to over 40 countries in Europe, Australia and Oceania, North America, Asia, Central and South America and Africa during the year ended 31 December 2021. During the Year, the Group recorded revenue of approximately RMB264,925,000 from the sales to overseas customers (2020: approximately RMB230,288,000), which accounted for approximately 89.8% of the total revenue (2020: approximately 88.3%). The Group recorded approximately 47.8% of the total revenue from the Group's top five customers (2020: approximately 52.0%). The Directors believe that the well-established relationships with major customers of the Group and market conditions, together with the reliable and high-quality products and dedicated customer service, will continue to strengthen market presence and future expansion of the Group.

To the best knowledge of the Directors, none of the Directors or any of their respective close associates, or any shareholder (which to the knowledge of the Directors owns more than 5% of the Company's issued share capital) had any interest in the Group's five largest customers.

## REPORT OF THE DIRECTORS (continued)

### Suppliers

The Group selects the suppliers on the basis of product quality, their background and credibility, reputation, service, price, scale of production and ability to meet the delivery schedule and requests. The Group typically works with reputable and reliable suppliers to secure key raw materials such as air blowers used in production process. The Group has established stable and good relationships with its suppliers of principal raw materials. The raw materials are generally available from a number of domestic suppliers, and the Group normally will have at least two sources of supply for each type of raw materials to avoid dependency. The Group requires goods provided by the Group's suppliers to meet high quality standards and to conduct regular evaluation on suppliers. During the Year, purchases of materials from the Group's five largest suppliers amounted to approximately RMB100,454,000 (2020: approximately RMB85,458,000) and represented approximately 60.4% of the total cost of goods purchased (2020: approximately 65.6%).

To the best knowledge of the Directors, none of the Directors or any of their respective close associates, or any shareholder (which to the knowledge of the Directors owns more than 5% of the Company's issued share capital) had any interest in the Group's five largest suppliers.

### Subcontractors

During the year ended 31 December 2021, the Group subcontracted a portion of sewing, printing and packaging works to 19 subcontractors (2020: 15), which are mainly local factories involving in sewing and packaging works. The total subcontracting fees amounted to approximately RMB17,775,000 (2020: approximately RMB18,930,000), representing approximately 7.6% of the total cost of goods (2020: approximately 10.2%). Subcontractors are selected based on assessment of (i) service quality; (ii) timeliness on delivery; (iii) quotation; and (iv) whether they have a quality assurance system that meets the Group's work requirements.

To the best knowledge of the Directors, none of the Directors or any of their respective close associates, or any shareholder (which to the knowledge of the Directors owns more than 5% of the Company's issued share capital) had any interest in the Group's subcontractors.

### Employees

The Group recognises employees as valuable assets of the Group, the Group intends to use the best effort and retain appropriate and suitable personnel to serve the Group. The Group assesses available human resources on a continuous basis and will determine whether additional personnel are required to cope with the business development of the Group. The Directors believe that good working relationship is maintained with its employees.

## MAJOR CUSTOMERS AND SUPPLIERS

The percentages of sales and purchases for the Year attributable to the Group's major customers and suppliers are as follows:

Sales	
– the largest customer	16.9%
– five largest customers in aggregate	47.8%
Purchases	
– the largest supplier	24.8%
– five largest suppliers in aggregate	60.4%

None of the Directors or any of their close associates or any shareholders (which, to the best knowledge of the Directors, owns more than 5% of the Company's issued share capital) had any beneficial interest in these major customers or suppliers.

## REPORT OF THE DIRECTORS (continued)

### PROPERTY, PLANT AND EQUIPMENT

Details of movements in the property, plant and equipment of the Group during the Year are set out in note 14 to the consolidated financial statements.

### SHARE CAPITAL

Details of the Company's share capital are set out in note 23 to the consolidated financial statements.

### DEBENTURE ISSUE

For the year ended 31 December 2021, the Company has not issued any debenture.

### RESERVES

Details of movements in the reserves of the Group and the Company during the Year are set out in the consolidated statement of changes in equity on page 75 of this annual report and note 33 to the consolidated financial statements.

### PRE-EMPTIVE RIGHTS

There is no provision for pre-emptive rights under the Company's articles of association or the laws of the Cayman Islands, being the jurisdiction in which the Company is incorporated, which would oblige the Company to offer new shares on a pro rata basis to existing shareholders.

### RELATED PARTY TRANSACTION

Save as disclosed in note 32 to the consolidated financial statements, no other related party transactions were conducted by the Group during the Year.

None of the related party transactions constituted connected transactions under Chapter 20 of the GEM Listing Rules which were required to be disclosed.

### DISTRIBUTABLE RESERVES

As at 31 December 2021, the Company's reserves available for distribution to its shareholders, amounted to approximately RMB43.3 million (2020: approximately RMB47.0 million).

### DIVIDEND POLICY

The Group adopted a dividend policy (the "**Dividend Policy**") on 31 December 2018. A summary of this policy is disclosed as below.

The dividend policy of the Company is to distribute to its shareholder the funds surplus to the operating needs, current and future business development of the Group as determined by the Board. The Company may declare and pay dividends to the shareholders of the Company, subject to the criteria as set out below.



## REPORT OF THE DIRECTORS (continued)

In accordance with the articles of association of the Company and subject to the relevant laws under the Cayman Islands, the Company in general meeting may from time to time declare dividends in any currency to be paid to the shareholders of the Company but no dividend shall be declared in excess of the amount recommended by the Board.

Dividends may be declared and paid out of the profits of the Company, realised or unrealised, or from any reserve set aside from profits which the Board determine is no longer needed. With the sanction of an ordinary resolution dividends may also be declared and paid out of share premium account or any other fund or account which can be authorised for this purpose in accordance with the relevant laws under the Cayman Islands.

Subject to compliance with applicable laws, rules, regulations and the articles of association of the Company, in deciding whether to propose a dividend payout, the Board will take into account, among other things, the financial results, the earnings, losses and distributable reserves, the operations and liquidity requirements, the debt ratio and possible effect on the credit lines, the capital requirements, the current and future development plans of the Company, the interests of the shareholders of the Company, dividends received from the Company's subsidiaries, and other factors that the Board considered relevant.

### SHARE OPTION SCHEME

The Company has conditionally adopted a share option scheme on 15 November 2017 (the “**Scheme**”) pursuant to the written resolution of the shareholders of the Company on 15 November 2017 for the purpose of providing additional incentives eligible participants for their contribution to the Group and/or enabling the Group to attract and retain best available personnel that are valuable to the Group. As at the date of this annual report, the remaining term of the Scheme was approximately 6 years.

The terms of the Scheme are in accordance with the provisions of Chapter 23 of the GEM Listing Rules.

The summary of the principal terms of the Scheme are as follows:

- |    |  |  |
|----|--|--|
| 1. | Purpose of the Scheme  | Provide additional incentive to eligible participants for attracting and retaining the best available personnel, to promote the success of the business of our Group.  |
| 2. | Eligible participants  | Any eligible employee (full-time or part-time), director, consultant or adviser of the Group, or any substantial shareholder of the Group, or any distributor, contractor, supplier, agent, customer, business partner or service provider of the Group. |
| 3. | Total number of shares available for issue under the Scheme and percentage to the issued share capital as at the date of this report | 80,000,000 shares (equivalent to 10% of total issued share capital as at the date of this report).   |
| 4. | Maximum entitlement of each participant  | Not exceeding 1% of the issued share capital of the Company for the time being in any 12 month period. Any further grant of share option in excess of such limit must be separately approved by Company's shareholders in general meeting.               |
| 5. | The period within which the shares must be taken up under an option  | A period (which may not expire later than 10 years from the date of offer of that option) to be determined and notified by Directors to the grantee thereof.   |



## REPORT OF THE DIRECTORS (continued)

- |    |  |   |
|----|--|---|
| 6. | The minimum period for which an option must be held before it can be exercised | Unless otherwise determined by the Directors, there is no minimum period required under the Scheme for the holding of an option before it can be exercised.   |
| 7. | The amount payable on application or acceptance of the option                  | An offer for the grant of options must be accepted within seven days inclusive of the day on which such offer was made. The amount payable by the grantee of an option to our Company on acceptance of the offer for the grant of an option is HK\$1.   |
| 8. | The basis of determining the exercise price                                    | Being determined by the Directors and being not less than the highest of: <ul style="list-style-type: none"> <li>(a) the closing price of shares of the Company as stated in the Stock Exchange's daily quotation sheet on the offer date;</li> <li>(b) the average closing prices of the shares of the Company as stated in the Stock Exchange's daily quotation sheet for the five business days immediately proceeding the offer date; and</li> <li>(c) the nominal value of the share on the offer date.</li> </ul> |
| 9. | The remaining life of the Scheme   | The Scheme is valid and effective for a period of 10 years commencing on 15 November 2017 (being the date of adoption of the Scheme).   |

No share option has been granted under the Scheme since its adoption and up to the date of this annual report.

## DIRECTORS

The Directors during the Year and up to the date of this annual report were as follows:

### Executive Directors

Ms. Yan Ping (*Chairlady*) (appointed as the chairlady of the Board and executive Director on 17 December 2021)  
 Mr. Liu Yao Guang (*Chief Executive Officer*) (appointed as the chief executive officer of the Company and executive Director on 17 December 2021)  
 Mr. Xiao Jiansheng (resigned as the chief executive officer of the Company on 17 December 2021)  
 Mr. Huang Xiaodong (resigned as the chairman of the Board and executive Director on 17 December 2021)

### Non-executive Director

Mr. Lee Kin Kee (resigned as non-executive Director on 17 December 2021)

### Independent non-executive Directors

Ms. Shen Jindan (appointed as independent non-executive Director on 17 December 2021)  
 Ms. Yang Haili (appointed as independent non-executive Director on 17 December 2021)  
 Mr. Wang Mo (appointed as independent non-executive Director on 17 December 2021)  
 Mr. Mao Guohua (resigned as independent non-executive Director on 17 December 2021)  
 Mr. Liu Zexing (resigned as independent non-executive Director on 17 December 2021)  
 Mr. Ho Hin Chung (resigned as independent non-executive Director on 17 December 2021)

## REPORT OF THE DIRECTORS (continued)

In accordance with the articles of association of the Company, at each annual general meeting one-third of the Directors for the time being shall retire from office by rotation provided that every Director shall be subject to retirement by rotation at least once every three years. Such retiring Directors may, being eligible, offer themselves for re-election at the annual general meeting. All Directors appointed by the Board to fill a casual vacancy shall hold office until the first general meeting of Shareholders after their appointment and be subject to re-election at such meeting and all Directors appointed by the Board as an addition to the existing Board shall hold office only until the next following annual general meeting and shall then be eligible for re-election.

### PERMITTED INDEMNITY PROVISION

A permitted indemnity provision for the benefit of the Directors is provided pursuant to the articles of association of the Company and the relevant laws and regulations and is currently in force and was in force throughout the Year. The Company has arranged insurance cover in respect of legal action against its Directors. The insurance coverage is reviewed annually to ensure that the Directors and officers are adequately protected against potential liabilities.

### DIRECTORS' SERVICE CONTRACTS

Each of Mr. Huang Xiaodong, Mr. Xiao Jiansheng, Mr. Lee Kin Kee, Mr. Mao Guohua, Mr. Ho Hin Chung and Mr. Liu Zexing has entered into a service contract or an appointment letter (as the case may be) with our Company for an initial fixed term of three years commencing on the Listing Date or his appointment date (as the case may be) which may only be terminated in accordance with the provisions of the service contract or the appointment letter (as the case may be) or by (i) our Company giving to any Director not less than three months' prior notice in writing or (ii) by any Director giving to our Company not less than three month's prior notice in writing.

Ms. Yan Ping and Mr. Liu Yao Guang has each entered into a service agreement with the Company, and Ms. Shen Jindan, Ms. Yang Haili and Mr. Wang Mo has each signed a letter of appointment with the Company, all dated 17 December 2021 (collectively, the **"Contracts"**). All of the Contracts shall expire at the closure of the following annual general meeting. All of the Contracts are terminable by either party giving to the other not less than a three-month prior notice in writing. None of the Directors who are proposed for re-election at the forthcoming annual general meeting of the Company (the **"2022 AGM"**) has a service contract with the Company not terminable by the Company within one year without payment of compensation (other than statutory compensation).

### CONTROLLING SHAREHOLDERS' INTERESTS IN CONTRACTS

Save as disclosed in the prospectus of the Company dated 23 November 2017 and in this annual report, neither the Company nor any of its subsidiaries had entered into any contract of significance with the Company's previous controlling shareholders, namely, Mr. Lee King Sun and Nonton Limited (the **"Previous Controlling Shareholders"**) or their subsidiaries, and the Current Controlling Shareholder, or any contract of significance for the provision of services to the Company or any of its subsidiaries by the Previous Controlling Shareholders or their subsidiaries or the Current Controlling Shareholder, during the Year.

### DIRECTORS' INTERESTS IN TRANSACTIONS, ARRANGEMENTS OR CONTRACTS

No transaction, arrangement or contract of significance in relation to the Group's business to which the Company or any of its subsidiaries was a party and in which any Director of the Company or a connected entity of the Director of the Company had a material interest, whether directly or indirectly, subsisted at the end of the year or at any time during the Year.

### MANAGEMENT CONTRACTS

No contracts concerning the management and administration of the whole or any substantial part of the businesses of the Company were entered into or existed during the year ended 31 December 2021.

## REPORT OF THE DIRECTORS (continued)

### DIRECTORS' RIGHTS TO ACQUIRE SHARES

Save as disclosed in the section headed "Share Option Scheme", at no time for the year ended 31 December 2021 was the Company or any of its subsidiaries a party to any arrangements to enable the Directors to acquire benefits by means of the acquisition of shares in, or debentures of, the Company or any other body corporate.

### BIOGRAPHICAL DETAILS OF DIRECTORS AND SENIOR MANAGEMENT

Biographical details of the Directors and the senior management of the Group are set out on pages 10 to 12 of this annual report.

### EQUITY-LINKED AGREEMENTS

Save as disclosed in the section headed "Share Option Scheme", no equity-linked agreements were entered into by the Company at any time during the year ended 31 December 2021 or subsisted at the end of the year.

### EMOLUMENTS OF DIRECTORS AND FIVE HIGHEST PAID INDIVIDUALS

Details of the emoluments of the Directors and the five highest paid individuals of the Group are set out in notes 10 and 11 to the consolidated financial statements, respectively. The emolument of the number of the highest paid individuals who are not the Directors for the year ended 31 December 2021 are set out in note 11 to the consolidated financial statements.

The emoluments of the senior management of the Group for the year ended 31 December 2021 falls within the following band:

Emolument Band	Number of Senior Management
Nil to HK\$1,000,000	5

### REMUNERATION POLICY

The Company's remuneration policy comprises primarily a fixed component (in the form of a base salary) and a variable component (which includes discretionary bonus and other merit payments), considering other factors such as their experience, level of responsibility, individual performance, the profit performance of the Group and general market conditions.

The Remuneration Committee will meet at least once for each year to discuss remuneration related matters (including the remuneration of Directors and the senior management) and review the remuneration policy of the Group. It has been decided that the Remuneration Committee would determine, with delegated responsibility, the remuneration packages of individual executive Directors and the senior management.

## REPORT OF THE DIRECTORS (continued)

### INTERESTS OF DIRECTORS AND CHIEF EXECUTIVE IN THE SHARES, UNDERLYING SHARES AND DEBENTURES OF THE COMPANY AND ITS ASSOCIATED CORPORATIONS

As at 31 December 2021, the interests of the Directors and chief executive of the Company (the “**Chief Executive**”) in the shares, underlying shares and debentures of the Company or any associated corporation (within the meaning of Part XV of the Securities and Futures Ordinance (the “**SFO**”)) as recorded in the register required to be kept under section 352 of SFO, or as otherwise notified to the Company and the Stock Exchange pursuant to the required standard of dealings by directors of listed issuer as referred to in Rule 5.46 of the GEM Listing Rules (the “**Required Standard of Dealings**”) or Rule 23.07 of the GEM Listing Rules are as follows:

#### Long position in ordinary shares of the Company

Name of Director/ Chief Executive	Capacity/Nature of interest	Number of shares held	Percentage of shareholding (Note 1)
Ms. Yan Ping	Beneficial owner	524,600,000	65.58%

Note:

(1) The percentage is calculated on the basis of 800,000,000 ordinary shares of the Company in issue as at 31 December 2021.

Save as disclosed above, as at 31 December 2021, none of the Directors or the Chief Executive or their respective associates had any interests in the shares, underlying shares or debentures of the Company or any associated corporation (within the meaning of Part XV of the SFO) as recorded in the register required to be kept under section 352 of the SFO, or as otherwise notified to the Company and the Stock Exchange pursuant to the Required Standard of Dealings.

### INTERESTS OF SUBSTANTIAL AND OTHER SHAREHOLDERS IN THE SHARES AND UNDERLYING SHARES OF THE COMPANY

As at 31 December 2021, so far as is known to the Directors and the Chief Executive and based on the public records filed on the website of the Stock Exchange and records kept by the Company, there was no other person or corporation (other than the Directors and the Chief Executive) who had any interest or short position in the shares and underlying shares of the Company which would require disclosure to the Company under the provisions of Divisions 2 and 3 of Part XV of the SFO, or, who was, directly or indirectly, beneficially interested in 5% or more of the issued share capital of the Company, or as recorded in the register of interests required to be kept by the Company under section 336 of the SFO.

### COMPETING AND CONFLICT OF INTERESTS

During the Year, the Directors, the Previous Controlling Shareholders and their respective close associates, and the Current Controlling Shareholder and her close associates do not have any interest in a business apart from the Group's business which competes and is likely to compete, directly or indirectly, with its business.



## REPORT OF THE DIRECTORS (continued)

### DEED OF NON-COMPETITION

On 15 November 2017, Mr. Lee King Sun and Nonton Limited (each a “**Covenantor**” and collectively the “**Covenantors**”) entered into a deed of non-competition (the “**Deed of Non-Competition**”) in favour of the Company (for itself and for the benefit of each other member of the Group). Pursuant to the Deed of Non-Competition, each of the Covenantors has irrevocably and unconditionally undertaken to the Company (for itself and as trustee for its subsidiaries) that during the period that the Deed of Non-Competition remains effective, he/it shall not and shall procure that his/its associates (other than any member of the Group) not to develop, acquire, invest in, participate in, carry on or be engaged, concerned or interested or otherwise be involved, whether directly or indirectly, in any business in competition with or likely to be in competition with the existing business activity of any member of the Group.

Each of the Covenantors further undertakes that if any of he/it or his/its close associates other than any member of the Group is offered or becomes aware of any business opportunity which may compete with the business of the Group, he/it shall (and he/it shall procure his/its associates to) notify the Group in writing and the Group shall have a right of first refusal to take up such business opportunity. The Group shall, within 6 months after receipt of the written notice (or such longer period if the Group is required to complete any approval procedures as set out under the GEM Listing Rules from time to time), notify the Covenantor(s) whether the Group will exercise the right of first refusal or not.

The Group shall only exercise the right of first refusal upon the approval of all the independent non-executive Directors (who do not have any interest in such opportunity). The relevant Covenantor(s) and the other conflicting Directors (if any) shall abstain from participating in and voting at and shall not be counted as quorum at all meetings of the Board where there is a conflict of interest or potential conflict of interest including but not limited to the relevant meeting of the independent non-executive Directors for considering whether or not to exercise the right of first refusal.

Each of the Covenantors also gave certain non-competition undertakings under the Deed of Non-Competition as set out the paragraph headed “Relationship with our Controlling Shareholders – Non-Competition Undertakings” in the prospectus of the Company dated 23 November 2017.

During the period from 1 January 2021 to 2 September 2021, the Covenantors have confirmed in writing to the Company of their compliance with the Deed of Non-Competition, and the independent non-executive Directors have reviewed the status of compliance and confirmed that all the undertakings under the Deed of Non-Competition have been complied by each of the Covenantors.

### PURCHASE, SALE OR REDEMPTION OF THE COMPANY’S LISTED SECURITIES

Neither the Company nor any of its subsidiaries had purchased, sold or redeemed any of the Company’s listed securities during the Year.

### CLOSURE OF REGISTER OF MEMBERS

The 2022 AGM is scheduled to be held on Thursday, 30 June 2022.

In order to establish entitlements to attend and vote at the 2022 AGM, the register of members of the Company will be closed from Monday, 27 June 2022 to Thursday, 30 June 2022, both days inclusive, during which period no transfer of the shares of the Company will be registered. Shareholders are reminded to ensure that all completed share transfer forms accompanied by the relevant share certificates must be lodged with the Company’s branch share registrar in Hong Kong, Tricor Investor Services Limited, at Level 54, Hopewell Centre, 183 Queen’s Road East, Hong Kong not later than 4:30 p.m. on Friday, 24 June 2022.



### EVENTS AFTER THE REPORTING PERIOD

The Board has proposed to change of the English name from “Alpha Era International Holdings Limited” to “China Oral Industry Group Holdings Limited” and the dual foreign name in Chinese of the Company from “合寶豐年控股有限公司” to “中國口腔產業集團控股有限公司” (the “**Change of Company Name**”) on 18 January 2022, and the relevant special resolution was duly passed by the shareholders of the Company by way of poll at the extraordinary general meeting of the Company which was held on 28 February 2022.

On 28 February 2022, the certificate of incorporation on change of name was issued by the Registrar of Companies in the Cayman Islands and the Change of Company Name has been effective from the same date. The certificate of registration of alteration of name of registered non-Hong Kong company was issued by the Registrar of Companies in Hong Kong on 18 March 2022. On 24 March 2022, the Company has ceased to use its existing company logo and the website of the Company shall change to “www.chinaoral.co”. The short stock names of the Company will be changed from “ALPHA ERA” to “CHINA ORAL IND” in English and “合寶豐年” to “中國口腔產業” in Chinese, with effect from 30 March 2022.

For details, please refer to the announcements of the Company dated 18 January 2022, 28 February 2022 and 24 March 2022 respectively, and the circular of the Company dated 9 February 2022.

Save as the abovementioned, the Board is not aware of any significant event requiring disclosure that has been taken place subsequent to 31 December 2021 and up to the date of this annual report.

### DONATIONS

Charitable donations made by the Group during the year ended 31 December 2021 amounted to RMB50,000 (2020: RMB20,000).

### CORPORATE GOVERNANCE

Details of the Company’s corporate governance practices are set out in the Corporate Governance Report on pages 25 to 37 of this report.

### SUFFICIENCY OF PUBLIC FLOAT

As at the date of this annual report, based on information that is publicly available to the Company and within the knowledge of the Directors, the Directors confirm that the Company maintained the amount of public float as required under the GEM Listing Rules.

### INDEPENDENCE OF INDEPENDENT NON-EXECUTIVE DIRECTORS

The Company has received from each of the independent non-executive Directors in writing an annual confirmation of his independence pursuant to Rule 5.09 of the GEM Listing Rules and the Company considers all the independent non-executive Directors to be independent.

## REPORT OF THE DIRECTORS (continued)

### INDEPENDENT AUDITORS

The consolidated financial statements of the Group for the year ended 31 December 2021 were audited by HLB Hodgson Impey Cheng Limited who will retire and, being eligible, offer themselves for re-appointment at the 2022 AGM. A resolution for the re-appointment of HLB Hodgson Impey Cheng Limited as the auditors of the Company is to be proposed at the 2022 AGM. The auditors of the Company have not been changed for the three years ended 31 December 2021.

On behalf of the Board

**Ms. Yang Ping**

*Chairlady and Executive Director*

Hong Kong, 24 March 2022

# CORPORATE GOVERNANCE REPORT

## CORPORATE GOVERNANCE PRACTICE

The Board considers that good corporate governance of the Company is central to safeguarding the interests of the shareholders of the Company and enhancing the performance of the Group. The board is committed to maintaining and ensuring high standards of corporate governance. The Company has applied the principles and code provisions in the Corporate Governance Code (the “**CG Code**”) as set out in Appendix 15 to the GEM Listing Rules. In the opinion of the Board, the Company has complied with the CG Code during the Year.

The Board will continuously review and improve the corporate governance practices and standards of the Company to ensure that business activities and decision making processes are regulated in a proper and prudent manner.

The Company is aware that the Stock Exchange has amended Appendix 15 to the GEM Listing Rules, which has come into effect from 1 January 2022, and the title has also been changed to “Corporate Governance Code”. The relevant code provisions numbers of the CG Code disclosed in this Corporate Governance Report will be presented according to the revised version.

## BOARD OF DIRECTORS

### Compositions and Responsibilities

The Board as at the date of this annual report:

#### Executive Directors

Ms. Yan Ping (*Chairlady*)

Mr. Liu Yao Guang (*Chief Executive Officer*)

Mr. Xiao Jiansheng

#### Independent non-executive Directors

Ms. Shen Jindan

Ms. Yang Haili

Mr. Wang Mo

In compliance with Rules 5.05A, 5.05(1) and 5.05(2) of the GEM Listing Rules, the Company has appointed three independent non-executive Directors representing more than one-third of the board and at least one of whom has appropriate professional qualifications, or accounting or related financial management expertise. The independent non-executive Directors play a significant role in the Board as they bring an impartial view on the Company’s strategies, performance and control, as well as ensure that the interests of all shareholders of the Company are taken into account. None of the independent non-executive Directors held any other offices in the Company or any of its subsidiaries or is interested in any shares of the Company. The Company has received from each independent non-executive Director an annual confirmation of his/her independence, and the Company considers such directors to be independent in accordance with each and the various guidelines set out in Rule 5.09 of the GEM Listing Rules.

The principal focus of the Board is on the overall strategic development of the Group. The Board also monitors the financial performance and the internal controls of the Group’s business operations. With a wide range of expertise and a balance of skills, the non-executive Directors bring independent judgement on issues of strategic direction, development, performance and risk management through their contribution at board meetings and committee work.

## CORPORATE GOVERNANCE REPORT (continued)

The day-to-day management, administration and operation of the Company are delegated to the executive Directors and the senior management of the Company. The delegated functions and work tasks are periodically reviewed. Approval has to be obtained from the Board prior to any significant transactions entered into by the executive Director(s) and senior management. The Board also assumes the responsibilities of maintaining high standard of corporate governance, including, among others, developing and reviewing the Company's policies and practices on corporate governance, reviewing and monitoring the training and continuous professional development of Directors and senior management, reviewing and monitoring the Company's policies and practices on compliance with legal and regulatory requirements, and reviewing the Company's compliance with the CG Code and the disclosures in this annual report. All Directors, including independent non-executive Directors, have brought a wide spectrum of valuable business experience, knowledge and professionalism to the Board for its efficient and effective delivery of the Board functions. Independent non-executive Directors are invited to serve on the Audit Committee, the Remuneration Committee and the Nomination Committee (as defined under the paragraph headed "**Board Committees**").

The biographical details of the Directors and senior management of the Company are set out in the section headed with "Biographical Details of the Directors and Senior Management" from pages 10 to 12 of this annual report. Save as disclosed in the section "Biographical Details of the Directors and Senior Management" in this annual report, each of the Board members has no financial, business, family or other material or relevant relationships with each other.

### CORPORATE GOVERNANCE FUNCTIONS

The Board is responsible for performing the corporate governance duties as set out in Code Provision A.2.1 of the CG Code, which include the following:

1. to develop and review the policies and practices on corporate governance of the Group;
2. to review and monitor the training and continuous professional development of the Directors and senior management;
3. to review and monitor the Group's policies and practices on compliance with legal and regulatory requirements;
4. to develop, review and monitor the code of conduct and compliance manual (if any) applicable to the Directors and employees; and
5. to review the Company's compliance with the CG Code and disclosure in the corporate governance report of the Company.



### APPOINTMENT AND RE-ELECTION

Each of the executive Directors and the non-executive Director entered into a service contract with the Company and each of the independent non-executive Directors entered into letters of appointment with the Company. The service contracts with the executive Directors and the non-executive Director and the letters of appointment with each of the independent non-executive Directors are for an initial fixed term of three years. The aforementioned service contracts and letters of appointment are subject to termination in accordance with their respective terms. The service contracts may be renewed in accordance with the articles of association of the Company and the applicable GEM Listing Rules.

According to Article 108 of the articles of association of the Company, one-third of the Directors for the time being shall retire from office by rotation at every annual general meeting of the Company, provided that every Director shall retire from office by rotation and are subject to re-election at annual general meeting at least once every three years. Accordingly, Mr. Xiao Jiansheng will retire as Director at the 2022 AGM and, being eligible, will offer himself for re-election.

According to Article 112 of the articles of association of the Company, any Director appointed by the Board to fill a casual vacancy shall hold office only until the first general meeting of the Company after his appointment and be subject to re-election at such meeting. Any Director appointed by the Board as an addition to the existing Board shall hold office only until the next following annual general meeting of the Company and shall then be eligible for re-election. Any Director appointed under Article 112 of the articles of association of the Company shall not be taken into account in determining the Directors or the number of Directors who are to retire by rotation at an annual general meeting of the Company pursuant to Article 108 of the articles of association of the Company. Accordingly, Ms. Yan Ping, Mr. Liu Yao Guang, Ms. Shen Jindan, Ms. Yang Haili and Mr. Wang Mo will retire as Directors at the 2022 AGM and, being eligible, will offer themselves for re-election.

At the 2022 AGM, separate ordinary resolutions will be put forward to the shareholders of the Company in relation to the proposed election of Ms. Yan Ping, Mr. Liu Yao Guang and Mr. Xiao Jiansheng as executive Directors, and Ms. Shen Jindan, Ms. Yang Haili and Mr. Wang Mo as independent non-executive Directors.

### CHAIRMAN AND CHIEF EXECUTIVE OFFICER

The Code Provision C.2.1 of the CG Code stipulates that the chairman and chief executive officer are separate and not performed by the same individual to avoid power being concentrated in any one individual. During the period from 1 January 2021 to 16 December 2021, Mr. Huang Xiaodong was the chairman of the Board and Mr. Xiao Jiansheng was the chief executive officer of the company.

After the change of chairman of the Board and chief executive officer of the Company on 17 December 2021, Ms. Yan Ping is the chairlady of the Board and Mr. Liu Yao Guang is the chief executive officer of the Company during the period from 17 December 2021 to 31 December 2021.

### CONTINUOUS PROFESSIONAL DEVELOPMENT

To assist Directors' continuing professional development, the Company recommends Directors to attend relevant seminars to develop and refresh their knowledge and skills. All the Directors have received training hosted by the Company's legal adviser which was about, inter alia, the GEM Listing Rules, Companies Ordinance and Securities and Futures Ordinance.

All the Directors also understand the importance of continuous professional development and are committed to participating any suitable training to develop and refresh their knowledge and skills.



## CORPORATE GOVERNANCE REPORT (continued)

The records of training and continuous professional development during the Year that have been received from the Directors still in office as at 31 December 2021 are summarised as follows:

Directors	Type of Training <sup>(Note)</sup>
Ms. Yan Ping (appointed on 17 December 2021)	A and B
Mr. Liu Yao Guang (appointed on 17 December 2021)	A and B
Mr. Xiao Jiansheng	A and B
Ms. Shen Jindan (appointed on 17 December 2021)	A and B
Ms. Yang Haili (appointed on 17 December 2021)	A and B
Mr. Wang Mo (appointed on 17 December 2021)	A and B

Note:

Types of Training

- A: Attending training sessions, including but not limited to, briefings, seminars, conferences and workshops  
B: Reading relevant news alerts, newspapers, journals, magazines and relevant publications

## BOARD COMMITTEES

The Board has established three Board Committees, namely, the Remuneration Committee, the Nomination Committee and the Audit Committee, for overseeing particular aspects of the Company's affairs. All Board Committees have been established with defined written terms of reference, which are posted on the Stock Exchange's website "www.hkexnews.hk" and the Company's website at "www.chinaoral.co". All the Board Committees should report to the Board on their decisions or recommendations made.

The practices, procedures and arrangements in conducting meetings of Board Committees follow in line with, so far as practicable, those of the board meetings set out below.

All Board Committees are provided with sufficient resources to perform their duties and, upon reasonable request, are able to seek independent professional advice in appropriate circumstance, at the Company's expense.

## CORPORATE GOVERNANCE REPORT (continued)

### Audit Committee

The Audit Committee was established on 20 June 2017. As at 31 December 2021, the chairlady of the Audit Committee is Ms. Yang Haili, an independent non-executive Director, and other members include Ms. Shen Jindan and Mr. Wang Mo, the independent non-executive Directors. The written terms of reference of the Audit Committee are in compliance with Code Provisions D.3.3 and D.3.7 of the CG Code and posted on the Stock Exchange's website and on the Company's website.

The primary duties of the Audit Committee are mainly to make recommendation to the Board on the appointment and removal of external auditors, review the financial information and reporting process, internal control procedures and risk management system, audit plan and relationship with external auditors and arrangements to enable employees of the Company to raise, in confidence, concerns about possible improprieties in financial reporting, internal control or other matters of the Company.

The Company has complied with Rule 5.28 of the GEM Listing Rules in that at least one of the members of the Audit Committee (which must comprise a minimum of three members and must be chaired by an independent non-executive Director) is an independent non-executive Director who possesses appropriate professional qualifications or accounting related financial management expertise.

The Audit Committee has held four meetings during the Year to review and comment on the Company's 2020 annual results, 2021 interim results and quarterly results as well as the Company's internal control procedures and risk management system, the attendance of the members of the Audit Committee are summarised below:

	Number of attendance/ number of meetings
Ms. Yang Haili ( <i>Chairlady</i> ) (appointed on 17 December 2021)	N/A
Mr. Ho Hin Chung (resigned on 17 December 2021)	4/4
Ms. Shen Jindan (appointed on 17 December 2021)	N/A
Mr. Wang Mo (appointed on 17 December 2021)	N/A
Mr. Mao Guohua (resigned on 17 December 2021)	4/4
Mr. Liu Zexing (resigned on 17 December 2021)	3/4

Note:

N/A represents not applicable.

The Group's consolidated financial statements for the year ended 31 December 2021 have been reviewed by the Audit Committee. The Audit Committee is of the opinion that the consolidated financial statements of the Group for the year ended 31 December 2021 comply with applicable accounting standards, the GEM Listing Rules and that adequate disclosures have been made.

# CORPORATE GOVERNANCE REPORT (continued)

## Remuneration Committee

The Remuneration Committee was established on 20 June 2017. As at 31 December 2021, the chairlady of the Remuneration Committee is Ms. Shen Jindan, an independent non-executive Director, and other members include Mr. Liu Yao Guang, being the chief executive officer of the Company and an executive Director and Ms. Yang Haili, being an independent non-executive Director. The written terms of reference of the Remuneration Committee are in compliance with Code Provision E.1.2 of the CG Code and posted on the Stock Exchange's website and the Company's website.

The primary duties of the Remuneration Committee are, amongst other things, to make recommendations to the Board on the terms of remuneration packages, bonuses and other compensation payable to the Directors and senior management and on the Group's policy and structure for all remuneration of the Directors and senior management.

During the Year, the Remuneration Committee reviewed the policy, structure and remuneration of the Directors, considered and recommended to the Board on the service agreements and remuneration packages of Ms. Yan Ping and Mr. Liu Yao Guang, the executive Directors appointed during the Year, and considered and recommended to the Board on the letters of appointment and remuneration packages of Ms. Shen Jindan, Ms. Yang Haili and Mr. Wang Mo, the independent non-executive Directors appointed during the Year.

The Remuneration Committee has held three meetings during the Year, the attendance of the members of the Remuneration Committee are summarised below:

	Number of attendance/ number of meetings
Ms. Shen Jindan ( <i>Chairlady</i> ) (appointed on 17 December 2021)	N/A
Mr. Liu Zexing (resigned on 17 December 2021)	3/3
Mr. Liu Yao Guang (appointed on 17 December 2021)	N/A
Ms. Yang Haili (appointed on 17 December 2021)	N/A
Mr. Mao Guohua (resigned on 17 December 2021)	3/3
Mr. Ho Hin Chung (resigned on 17 December 2021)	3/3
Mr. Xiao Jiansheng <sup>Note (1)</sup>	3/3

Note:

N/A represents not applicable.

(1) Mr. Xiao Jiansheng, an executive director, resigned as member of the Remuneration Committee on 17 December 2021.

## Nomination Committee

The Nomination Committee was established on 20 June 2017. As at 31 December 2021, the chairlady of the Nomination Committee is Ms. Yan Ping, the chairlady of the Board and an executive Director, and other members include Ms. Yang Haili and Mr. Wang Mo, being the independent non-executive Directors. The written terms of reference of the Nomination Committee are in compliance with Code Provision B.3.2 of the CG Code and posted on the Stock Exchange's website and on the Company's website.

## CORPORATE GOVERNANCE REPORT (continued)

The primary duties of the Nomination Committee include reviewing and assessing the structure, size and composition (including the skills, knowledge and experiences) of the Board at least annually and making recommendations to the Board on any proposed changes to the Board to complement the Company's corporate strategy; identifying individuals suitably qualified as potential Board members and selecting or making recommendations to the Board on the selection of individuals nominated for directorships; assessing the independence of the independent non-executive Directors; and making recommendations to the Board on the appointment or re-appointment of Directors and succession planning of Directors, in particular that of the chairman and the chief executive officer of the Company.

In assessing the Board composition, the Nomination Committee would take into account various aspects as well as factors concerning Board diversity as set out in the Company's Board Diversity Policy. The Nomination Committee would discuss and agree annually on measurable objectives for achieving diversity on the Board, and recommend them to the Board for adoption.

In identifying and selecting suitable candidates for directorships, the Nomination Committee would consider the candidate's relevant criteria as set out in the Director Nomination Policy that are necessary to complement the corporate strategy and achieve Board diversity, where appropriate, before making recommendation to the Board.

During the Year, the Nomination Committee reviewed the structure, size and composition of the Board and the independence of the independent non-executive Directors, considered and recommended to the Board on the appointment of Ms. Yan Ping and Mr. Liu Yao Guang as executive Directors, considered and recommended to the Board on the appointment of Ms. Shen Jindan, Ms. Yang Haili and Mr. Wang Mo as independent non-executive Directors, and made recommendation on the re-election of the retiring Directors at the annual general meeting of the Company held on 7 May 2021. The Nomination Committee considered an appropriate balance of diversity perspectives of the Board in terms of age, cultural and educational background, professional experience, skills, knowledge and length of service is maintained and did not recommend any changes to the measurable objectives set for implementing diversity on the Board. For the year ended 31 December 2021, the Board has fulfilled the measurable objectives of the Board Diversity Policy. The current Board's composition under diversified perspectives is disclosed in the biographical information of the Directors set out in the section headed "Biographical Details of the Directors and Senior Management" in this annual report.

The Nomination Committee has held two meetings during the Year, the attendance of the members of the Nomination Committee are summarised below:

	Number of attendance/ number of meetings
Ms. Yan Ping ( <i>Chairlady</i> ) (appointed on 17 December 2021)	N/A
Mr. Mao Guohua (resigned on 17 December 2021)	2/2
Ms. Yang Haili (appointed on 17 December 2021)	N/A
Mr. Wang Mo (appointed on 17 December 2021)	N/A
Mr. Liu Zexing (resigned on 17 December 2021)	2/2
Mr. Ho Hin Chung (resigned on 17 December 2021)	2/2
Mr. Xiao Jiansheng <sup>Note (1)</sup>	2/2

Note:

N/A represents not applicable.

(1) Mr. Xiao Jiansheng, an executive director, resigned as member of the Nomination Committee on 17 December 2021.



## CORPORATE GOVERNANCE REPORT (continued)

### ATTENDANCE RECORDS OF BOARD MEETING AND GENERAL MEETING

During the Year, eight Board meetings were held. Details of the attendance of each Director at the Board meetings and annual general meeting of the Company held on 7 May 2021 are set out below:

	Number of attendance	
	Number of Board meetings	Number of general meeting
<b>Executive Directors</b>		
Ms. Yan Ping ( <i>Chairlady</i> ) (appointed on 17 December 2021)	N/A	N/A
Mr. Huang Xiaodong (resigned on 17 December 2021)	8/8	1/1
Mr. Liu Yao Guang ( <i>Chief Executive Office</i> ) (appointed on 17 December 2021)	N/A	NA
Mr. Xiao Jiansheng	8/8	1/1
<b>Non-executive Director</b>		
Lee Kin Kee (resigned on 17 December 2021)	8/8	1/1
<b>Independent non-executive Directors</b>		
Ms. Shen Jindan (appointed on 17 December 2021)	N/A	NA
Ms. Yang Haili (appointed on 17 December 2021)	N/A	NA
Mr. Wang Mo (appointed on 17 December 2021)	N/A	NA
Mr. Liu Zexing (resigned on 17 December 2021)	7/8	1/1
Mr. Mao Guohua (resigned on 17 December 2021)	8/8	1/1
Mr. Ho Hin Chung (resigned on 17 December 2021)	8/8	1/1

Note:

N/A represents not applicable.

### COMPANY SECRETARY

The company secretary of the Company (the “**Company Secretary**”) assists the Board by ensuring the Board policy and procedures are followed. The Company Secretary is also responsible for advising that Board on corporate governance matters.

During the period from 1 January 2021 to 16 December 2021, the Company Secretary is an employee of the Company and has day-to-day knowledge of the Company’s affairs.

On 17 December 2021, Ms. Chan Sze Ting of Tricor Services Limited, external service provider, has been engaged by the Company as the company secretary. Her primary contact person of the Company is Ms. Wang Qitao, the chief financial officer of the Company.

In compliance with Rule 5.15 of the GEM Listing Rules, Ms. Chan Sze Ting has undertaken no less than 15 hours of relevant professional training to update her skill and knowledge during the Year. The Biographical of the Company Secretary is set out in the section headed “Biographical Details of the Directors and Senior Management” of this annual report.

### AUDITORS' REMUNERATION

The amount of fees charged by the external auditors generally depends on the scope and volume of the external auditors' work performed. For the Year, the remuneration paid or payable to the external auditors of the Company in respect of the statutory audit services amounted to approximately RMB605,000.

### RISK MANAGEMENT AND INTERNAL CONTROLS

The Board has overall responsibility for the establishment, maintenance and review of the Group's internal control system to safeguard shareholder investments and the assets of the Group. The internal control system of the Group aims to facilitate effective and efficient operation which in turn minimises the risks to which the Group is exposed. The system can only provide reasonable but not absolute assurance against misstatement or losses.

The Board has conducted a review of the implemented system and procedures, covering financial, operational and legal compliance controls and risk management functions. The Directors consider that the Group has implemented appropriate procedures safeguarding the Group's assets against unauthorised use or misappropriation, maintaining proper accounting records, execution with appropriate authority and compliance of the relevant laws and regulations.

A review on the internal control systems of the Company, including financial, operational and compliance controls and risk management functions has been carried out by an independent consultancy company with staff in possession of relevant expertise to conduct an independent review.

The Audit Committee reviewed the internal control review report issued by the independent consultancy company and the Company's risk management and internal control systems in respect of the year ended 31 December 2021 and considered that they are effective and adequate. The Board assessed the effectiveness of internal control systems by considering the internal control review report and reviews performed by the Audit Committee and concurred the same.

The Group has yet to establish its internal audit function during the year ended 31 December 2021 as required under Code Provision D.2.5 of the CG Code. The Audit Committee and the Board, has considered the internal control review report prepared by an independent consultancy company to form the basis to review the adequacy and effectiveness of the Group's risk management and internal control systems. The Audit Committee and the Board will continue to review the need for an internal audit function on an annual basis.

There is currently no internal audit function within the Group. The Directors have reviewed the need for an internal audit function and are of the view that in light of the size, nature and complexity of the business of the Group, it would be more cost effective to appoint external independent professionals to perform internal audit function for the Group in order to meet its needs. Nevertheless, the Directors will continue to review at least annually the need for an internal audit function.

## CORPORATE GOVERNANCE REPORT (continued)

The Company understands its obligations under the SFO and the GEM Listing Rules and the overriding principle that inside information should be announced immediately after such information comes to the Company's attention and/or it is the subject of a decision unless it falls within the SFO safe harbours. Meanwhile, the Company has set up an inside information policy, the insider internal reporting obligations, reporting procedures and liability of disclosure of information of the personnel concerned has been clearly stated, and the Company shall arrange self-examination in a timely manner in accordance with the provisions of the relevant regulatory authorities. The real-time monitoring performed by the Company may involve the inside information, and should organize intermediary agencies to determine whether the information belongs to an inside information and practical, if it has fulfilled the disclosure requirements, will soon organize the disclosure and will strictly control the scope of the monitoring before the disclosure, the volatility of share price will be monitored until the disclosure of inside information is completed; if the disclosure requirements are not satisfied, the Company will also maintain strict confidentiality.

### DIRECTORS' SECURITIES TRANSACTIONS

The Company has adopted a code of conduct for dealing in securities of the Company by the Directors in accordance with Rules 5.48 to 5.67 of the GEM Listing Rules. Having made specific enquiries of all Directors, all Directors confirmed that they have complied with the required standard of dealings and the code of conduct regarding securities transactions by directors adopted by the Company during the Year.

### BOARD DIVERSITY POLICY

The Board adopted a board diversity policy (the "**Board Diversity Policy**") on 31 December 2018. The Company embraced the benefits of having a diverse Board, as such, the Board Diversity Policy aimed to set out the approach to maintain diversity of the Board. A summary of the Board Diversity Policy, together with the measurable objectives set for implementing the Board Diversity Policy, and the progress made towards achieving those objectives are disclosed as below.

#### Summary of the Board Diversity Policy

When determining the composition of the Board, the Company will consider board diversity in terms of, among other things, gender, age, experience, cultural and educational background, expertise, skills and know-how. All Board appointments will be based on merits, and candidates will be considered against objective criteria, having due regard for the benefits of diversity on the Board.

#### Measurable Objectives

Selection of candidates for Board membership will be based on a range of diversity perspectives, including but not limited to gender, age, experience, cultural and educational background, expertise, skills and know-how.

#### Monitoring and Reporting

The Nomination Committee will disclose the composition of the Board annually in the corporate governance report and monitor the implementation of the Board Diversity Policy.

The Nomination Committee will review the Board Diversity Policy, as appropriate, to ensure the effectiveness of the policy. The Nomination Committee will discuss any revisions that may be required, and recommend any such revisions to the Board for consideration and approval.

## DIRECTOR NOMINATION POLICY

The Company adopted a Director Nomination Policy (the “**Director Nomination Policy**”) on 31 December 2018 which sets out the selection criteria and process and the Board succession planning considerations in relation to nomination and appointment of Directors and aims to ensure that the Board has a balance of skills, experience and diversity of perspectives appropriate to the Company and the continuity of the Board and appropriate leadership at Board level.

### Selection Criteria

The Nomination Committee will evaluate, select and recommend candidate(s) for directorships to the Board by giving due consideration to criteria including but not limited to (collectively, the “**Criteria**”):

- (a) Diversity in aspects including but not limited to gender, age, experience, cultural and educational background, expertise, skills and know-how;
- (b) Sufficient time to effectively carry out their duties; their services on other listed and non-listed companies should be limited to reasonable numbers;
- (c) Qualifications, including accomplishment and experience in the relevant industries the Company’s business is involved in;
- (d) Requirements of independent non-executive Directors on the Board and independence of the proposed independent non-executive Directors in accordance with the GEM Listing Rules;
- (e) Reputation for integrity;
- (f) Potential contributions that the individual(s) can bring to the Board; and
- (g) Commitment to enhance and maximize shareholders’ value.

### Nomination Process

The Nomination Committee will recommend to the Board for the appointment of a Director in accordance with the following procedures and process:

- (a) The Nomination Committee will, giving due consideration to the current composition and size of the Board, develop a list of desirable skills, perspectives and experience at the outset to focus the search effort;
- (b) The Nomination Committee may consult any source it deems appropriate in identifying or selecting suitable candidates, such as referrals from existing Directors, advertising, recommendations from an independent agency firm and proposals from shareholders of the Company with due consideration given to the Criteria;
- (c) The Nomination Committee may adopt any process it deems appropriate in evaluating the suitability of the candidates, such as interviews, background checks, presentations and third-party reference checks;
- (d) Upon considering a candidate suitable for the directorship, the Nomination Committee will hold a meeting and/or by way of written resolutions to, if thought fit, approve the recommendation to the Board for appointment.
- (e) The Nomination Committee will thereafter make the recommendation to the Board in relation to the proposed appointment and the proposed remuneration package; and
- (f) The Board will have the final authority on determining the selection of nominees.



# CORPORATE GOVERNANCE REPORT (continued)

## Monitoring and Reporting

The Nomination Committee will monitor the implementation of the Director Nomination Policy and review it as appropriate, to ensure the effectiveness of the Director Nomination Policy. The Nomination Committee will discuss any revisions that may be required, and recommend any such revisions to the Board for consideration and approval.

## COMPLIANCE WITH RELEVANT LAWS AND REGULATIONS

During the year ended 31 December 2021, as far as the Board and management are aware, there was no material breach of non-compliance with the applicable laws and regulations by the Group that has a significant impact on the businesses and operations of the Group.

## COMMUNICATION WITH SHAREHOLDERS AND INVESTOR RELATIONSHIP

The Company has adopted shareholders communication policy with objective of ensuring that the shareholders and potential investors are provided with ready, equal and timely access to balanced and understandable information about the Company.

The Company has established several channels to communicate with the shareholders as follows:

- (i) corporate communications such as annual reports, quarterly reports, interim reports and circulars are issued printed form and are available on the Stock Exchange's website and the Company's website;
- (ii) periodic announcements are made through the Stock Exchange and published on the respective websites of the Stock Exchange and the Company;
- (iii) corporate information is made available on the Company's website; and
- (iv) the Hong Kong share registrar of the Company serves the shareholders in respect of share registration, dividend payment and related matters.

The Company keeps on promoting investor relations and enhancing communication with the existing shareholders and potential investors. It welcomes suggestions from investors, stakeholders and the public. Enquires to the Board or the Company may be sent by post to the Company's principal place of business in Hong Kong.

## SHAREHOLDERS' RIGHTS

In order to enhance minority shareholders' rights, all resolutions put to votes by shareholders at general meetings were passed by poll. The poll results will be published on the websites of the Company and the Stock Exchange on the same date of the meetings. The Company's corporate communications including interim and annual reports, announcements and circulars as required under the GEM Listing Rules are published on the websites of the Company and the Stock Exchange.

Extraordinary general meeting may be convened by the Board on requisition of shareholders holding not less than one-tenth of the paid up capital of the Company or by such shareholders who made the requisition (the "**Requisitionists**") (as the case may be) pursuant to Article 64 of the articles of association of the Company. Such requisition must state the object of business to be transacted at the meeting and must be signed by the Requisitionists and deposited at the registered office of the Company or the Company's principal place of business in Hong Kong. Shareholders should follow the requirements and procedures as set out in such article for convening an extraordinary general meeting. Shareholders may put forward proposals at a general meeting of the Company by sending the same to the Company at the principal office of the Company in Hong Kong. For putting forward any enquiries to the Board, shareholders may send written enquiries to the Company.

## CORPORATE GOVERNANCE REPORT (continued)

Shareholders may send their enquiries or requests in respect of their rights to the Company's principal place of business in Hong Kong.

### **DIRECTORS' RESPONSIBILITY FOR THE FINANCIAL STATEMENTS**

The Directors acknowledge and understand their responsibility for preparing the consolidated financial statements and to ensure that the consolidated financial statements of the Group are prepared in a manner which reflects the true and fair view of the financial position, financial performance and cash flows of the Group and are in compliance with the relevant accounting standards and principles, applicable laws and disclosure provisions required of the GEM Listing Rules. The Directors are of the view that the consolidated financial statements of the Group for the Year has been prepared on this basis.

To the best knowledge of the Directors, there are no uncertainties relating to events or conditions that may cast significant doubt upon the Company's ability to continue as a going concern, therefore the Directors continue to adopt the going concern approach in preparing the consolidated financial statements. The Company's external auditors' responsibilities in respect of the consolidated financial statements is set out in the Independent Auditors' Report on pages 68 to 72 of this annual report.

### **CHANGES IN CONSTITUTIONAL DOCUMENTS**

During the Year, there is no significant change in the Company's memorandum and articles of association.

# ENVIRONMENTAL, SOCIAL AND GOVERNANCE REPORT

## INTRODUCTION AND APPROACH TO ESG AND REPORTING

China Oral Industry Group Holdings Limited (formerly known as Alpha Era International Holdings Limited) (the “**Company**”, together with its subsidiaries, the “**Group**” or “**We**”) is principally engaged in the manufacturing and sales of inflatable products and related accessories.

The Group is pleased to present the fifth Environmental, Social and Governance (“**ESG**”) report (the “**ESG Report**”) for the financial year ended 31 December 2021 (the “**Reporting Period**” or “**2021**”). The ESG Report summarizes the initiatives, programs and performance of the Group as well as demonstrates its commitment to sustainability.

The Group believes sustainability is a key to achieve continuous success and has integrated this key concept into its business strategy. In order to pursue a successful and sustainable business model, the Group recognizes the importance of integrating ESG aspects into its risk management system and has taken corresponding measures in its daily operation and governance perspective.

## ESG GOVERNANCE STRUCTURE

During the Reporting Period, the Group has established an ESG working group (the “**Working Group**”), composed of staff from relevant departments. The Working Group is responsible for collecting the data relevant to ESG and compiling an ESG report. The Working Group would periodically report to the board of directors (the “**Board**”), assisting in the assessment and identification of the Group’s ESG risks and the appropriateness and effectiveness of the Group’s internal control system. The Working Group reviews the ESG performance of the Group, including environmental, labor practices, quality assurance, and other ESG aspects.

The Board assumes full responsibility for the Group’s ESG strategies and reporting as well as for overseeing and managing the Group’s ESG-related issues. In order to better manage the Group’s ESG performance, related issues, and potential risks, the Board discusses and reviews the Group’s ESG risks and opportunities, performance, goals, and targets regularly with the assistance of the Working Group. The Board is also responsible for ensuring the effectiveness of ESG risk management and internal control mechanism and facilitating the exchange of best practices with other comparable companies.

In addition, with the aim to demonstrate the steadfastness of the Group on sustainable development, the Group has conducted its first target setting on the environmental aspects and implemented the latest ESG-related policies and guidelines for complying with the latest applicable laws and regulations.

## REPORTING SCOPE

The Group only operates business in manufacturing and sales of inflatable products and related accessories. By assessing the performance of the Group and its resources allocation, this ESG Report covers all business operations and activities of the Group in the People’s Republic of China (“**PRC**”) and the administrative office in Hong Kong unless specified otherwise. Compared with the reporting scope for the financial year ended 31 December 2020 (“**2020**”), we included two new factories in Heyuan during the Reporting Period. The Group will continue to expand the scope of disclosure in the future after the Group’s data collection system becomes more mature and its work on sustainable development is strengthened.

## REPORTING FRAMEWORK

This ESG Report has been prepared in accordance with the Environmental, Social and Governance Reporting Guide (the “**ESG Reporting Guide**”) as set out in the Appendix 20 of the Rules Governing the Listing of Securities on GEM of the Stock Exchange of Hong Kong Limited (the “**Stock Exchange**”).

Information relating to the corporate governance practices of the Group has been set out in the Corporate Governance Report on pages 25 to 37 of this annual report.

# ENVIRONMENTAL, SOCIAL AND GOVERNANCE REPORT (continued)

## REPORTING PRINCIPLES

The Group attaches great importance to the materiality, quantitative, and consistency during the preparation for this ESG Report, and the Group has applied these reporting principles in the aforementioned ESG Reporting Guide as the following:

**Materiality:** Materiality assessment was conducted to diagnose material issues during the Reporting Period, thereby adopting the confirmed material issues as the focus for the preparation of the ESG Report. The materiality of issues was reviewed and confirmed by the Board and senior management. Please refer to the section headed “Stakeholder Engagement” and “Materiality Assessment” for further details.

**Quantitative:** The standards and methodologies used in the calculation of relevant data in the ESG Report, as well as the applicable assumptions were disclosed. The key performance indicators (“**KPIs**”) are supplemented by explanatory notes to establish benchmarks where feasible.

**Consistency:** The preparation approach of this ESG Report was substantially consistent with the previous year, and explanations were provided regarding data with changes in the scope of disclosure and calculation methodologies.

## STAKEHOLDER ENGAGEMENT

The Group values its stakeholders and their feedback regarding its businesses and ESG aspects. In order to understand and address their key concerns, the Group maintains close communication with the key stakeholders, including shareholders and investors, clients, employees, suppliers, government as well as communities and the public. The Group will continue to increase the involvement of stakeholders via constructive conversation with a view to charting a course for long-term prosperity. The Group’s communication channels with the key stakeholders and their respective interests and concerns are summarized as follows:

Stakeholders	Interests and concerns	Engagement channels
<b>Shareholders and investors</b>	<ul style="list-style-type: none"><li>• Corporate sustainability</li></ul>	<ul style="list-style-type: none"><li>• General meetings and other shareholder meetings</li><li>• Financial reports</li><li>• Announcements, notices of meetings, circulars</li><li>• Corporate websites</li></ul>
<b>Clients</b>	<ul style="list-style-type: none"><li>• Operational compliance</li><li>• Full compliance with regulations</li><li>• Customer rights protection</li><li>• Product and service quality</li></ul>	<ul style="list-style-type: none"><li>• Financial reports</li><li>• Regular meetings and communication</li><li>• Customer services</li></ul>
<b>Employees</b>	<ul style="list-style-type: none"><li>• Compensation and benefits</li><li>• Occupational health and safety</li><li>• Career development opportunities</li><li>• Corporate culture</li></ul>	<ul style="list-style-type: none"><li>• In-house training programs</li><li>• Performance reviews and appraisals</li><li>• Complaints channels</li><li>• Suggestion box</li></ul>
<b>Suppliers</b>	<ul style="list-style-type: none"><li>• Long-term partnership</li></ul>	<ul style="list-style-type: none"><li>• Field inspections</li><li>• Audits and assessments</li></ul>
<b>Government</b>	<ul style="list-style-type: none"><li>• Compliance with laws and regulation</li></ul>	<ul style="list-style-type: none"><li>• Field inspections</li></ul>



## ENVIRONMENTAL, SOCIAL AND GOVERNANCE REPORT (continued)

Stakeholders	Interests and concerns	Engagement channels
<b>Communities and the public</b>	<ul style="list-style-type: none"> <li>Operational compliance</li> <li>Environmental protection</li> <li>Charity participation</li> </ul>	<ul style="list-style-type: none"> <li>ESG reports</li> <li>Charity activities</li> </ul>

The Group aims to collaborate with its stakeholders to improve its ESG performance and create greater value for the wider community on a continuous basis.

### MATERIALITY ASSESSMENT

The Working Group responsible for the key functions of the Group has participated in preparing the ESG Report and assisted the Group in reviewing its operation, identifying key ESG issues, and assessing the importance of these issues to its businesses and stakeholders. The Group compiled a questionnaire with reference to the identified material ESG issues to collect the information from relevant stakeholders in order to rank the materiality of the key ESG issues.

A summary of the Group's material ESG issues according to their relative importance is as follows:

The ESG Reporting Guide	Material ESG aspects of the Group	Materiality to the Group
<b>A. Environmental</b>		
A1. Emissions	Air Emissions	Low
	Greenhouse Gas ("GHG") Emissions	Low
	Waste Management	Low
A2. Use of Resources	Energy Management	Low
	Water Consumption	Low
	Use of Packaging Materials	Medium
A3. The Environment and Natural Resources	Noise Pollution	Low
A4. Climate Change	Climate Change	Low
<b>B. Social</b>		
B1. Employment	Recruitment, Promotion and Dismissal	Low
	Remuneration and Benefits	Medium
B2. Health and Safety	Occupational Health and Safety	Medium
B3. Development and Training	Development and Training of Employees	Medium
B4. Labor Standards	Prevention of Child Labor and Forced Labor	High
B5. Supply Chain Management	Fair and Open Procurement	Low
B6. Product Responsibility	Product Quality Supervision	High

## ENVIRONMENTAL, SOCIAL AND GOVERNANCE REPORT (continued)

The ESG Reporting Guide	Material ESG aspects of the Group	Materiality to the Group
B7. Anti-corruption	Anti-corruption	Low
B8. Community Investment	Community Investment	Low

The Group conducted stakeholder engagement and materiality assessment to diagnose material issues during the Reporting Period, thereby adopting the confirmed material issues as the focus for the ESG Report. Based on the materiality assessment results, the Group was informed of the topics that stakeholders were highly concerned about. The Group is particularly focused upon topics such as prevention of child or forced labor and product quality supervision. In the ESG Report, the Group will further disclose the Group's performance in terms of relevant aspects, and consider the results as important reference points for the planning of ESG management for the next financial year.

### CONTACT US

We welcome comments and suggestions from the Group's stakeholders. You may provide your comments on the ESG Report or towards our performance in respect of sustainability via email to [info@chinaoral.co](mailto:info@chinaoral.co).

# ENVIRONMENTAL, SOCIAL AND GOVERNANCE REPORT (continued)

## A. ENVIRONMENT

### A1. Emissions

The Group attaches great importance to good environmental management and strives to protect the environment in order to fulfill its social responsibilities. The Group has formulated Operational Control on Environmental System(《環境體系運行控制程序》), which aims to prevent pollution and minimize possible environmental impacts. The Group's factories are accredited with ISO 14001:2015 Environmental Management System.

The Group strictly complies with the Environmental Protection Law of the People's Republic of China, the Law of the People's Republic of China on the Prevention and Control of Water Pollution, the Law of the People's Republic of China on Prevention and Control of Atmospheric Pollution, the Law of the People's Republic of China on Prevention and Control of Environmental Noise Pollution, the Law of the People's Republic of China on the Prevention and Control of Environmental Pollution by Solid Waste, the Waste Disposal Ordinance of Hong Kong, and other environmental protection related laws and regulations. The Group prepared and implemented various emissions and waste reduction measures based thereon. During the Reporting Period, the Group was not aware of any material non-compliance with environmental-related laws and regulations that would have a significant impact on the Group.

#### ***Air Emissions***

The Group's major sources of exhaust gas emissions were originated from diesel and petrol consumed by vehicles. In response to the above sources, the Group has actively taken the following emissions reduction measures to minimize the impacts:

- Conduct regular vehicle inspection and maintenance to enhance vehicle and boiler efficiency;
- Encourage the use of public transportation for business travel;
- Avoid peak hour traffic;
- Encourage the use of bicycle;
- Encourage car-pooling;
- Reduce the number of business trips by utilizing electronic communication means such as video conferences;
- Educate employees to turn off engines for idling vehicles; and
- Actively adopt other measures to reduce emissions, which are described in the section headed "GHG Emissions" under this aspect.

During the Reporting Period, the Group targets to maintain or reduce the air emission intensity in the financial year ended 31 December 2022 ("2022"), using such performance during the Reporting Period as its baseline.

## ENVIRONMENTAL, SOCIAL AND GOVERNANCE REPORT (continued)

Regular inspections have been performed by an external professional assessment company to inspect the level of the pollutants generated. Inspections are conducted according to the Determination of Particulate Matter in Exhaust Gas and Sampling Method of Gaseous Pollutants in a Fixed Source of Pollution (GB/T 16157-1996) and have passed the National Standard Air Pollutant Release Standard (DB44/27-2001) as well as the Emission Standard for Order Pollutants (GB 14554-93). The level of exhaust gases such as benzene, toluene and xylene generated from the process of injecting oil into the inflatable playgrounds was satisfactory during the Reporting Period.

During the Reporting Period, the Group's exhaust gas emissions performance was as follows:

Types of exhaust gas	Unit	2021	2020
Nitrogen Oxides (NO <sub>x</sub> )	kg	29.64	202.22
Sulphur Oxides (SO <sub>x</sub> )	kg	0.38	0.41
Particulate Matter (PM)	kg	2.55	18.99

### GHG Emissions

GHG emissions from the Group were primarily due to the petrol and diesel consumption (Scope 1) for transportation and purchased electricity (Scope 2). We adopts the following measures to reduce GHG emissions and enhance employee's awareness during operation:

- Actively adopt vehicle emission reduction measures. Relevant measures are described under "Air Emissions" in this aspect above; and
- Actively adopt environmental protection, energy conservation and water conservation measures which are described in the sections headed "Energy Management" and "Water Management" under aspect A2.

During the Reporting Period, the Group targets to maintain or reduce the GHG emission intensity in 2022, using such performance during the Reporting Period as its baseline.

During the Reporting Period, the GHG emission intensity has decreased by approximately 40.98% from approximately 2.66 tCO<sub>2</sub>e/employee in 2020 to approximately 1.57 tCO<sub>2</sub>e/employee in 2021. Following is the summary of GHG emissions performance:

Indicator <sup>1</sup>	Unit	2021	2020
Direct GHG emissions (Scope 1)	tCO <sub>2</sub> e	70.70	76.49
Energy Indirect GHG emissions (Scope 2)	tCO <sub>2</sub> e	1,428.86	1,890.34
Total GHG emissions (Scope 1 and, 2)	tCO <sub>2</sub> e	1,499.56	1,966.83
Total GHG emissions intensity <sup>2</sup>	tCO <sub>2</sub> e/employee	1.57	2.66

Note:

1. GHG emissions data is presented in terms of carbon dioxide equivalent and based on, including but not limited to, The Greenhouse Gas Protocol: A Corporate Accounting and Reporting Standards issued by the World Resources Institute and the World Business Council for Sustainable Development, How to prepare an ESG Report – Appendix 2: Reporting Guidance on Environmental KPIs issued by the Stock Exchange, Global Warming Potential Values from the IPCC Fifth Assessment Report, 2014 (AR5), the latest emission factors of China's regional power grid basis, and 2020 Sustainability Report published by CLP Power Hong Kong Limited.
2. As at 31 December 2021, the Group had a total of 953 (2020: 726) employees. This data has also been used for calculating other intensity data.



# ENVIRONMENTAL, SOCIAL AND GOVERNANCE REPORT (continued)

## ***Sewage Discharge***

The Group discharges two types of waste water, namely domestic sewage and industrial effluent.

### *Domestic sewage*

Domestic sewage is discharged from the accommodation that the Group provided to employees in the PRC. The Group strictly controls the discharge of sewage to minimize its environmental impacts. Regular inspection has been performed by a professional external assessment company to check against various standards such as the Standard Examination Methods for Drinking Water – Organoleptic and Physical Parameters (GB 5749-2006) and Technical Specifications Requirements for Monitoring of Surface Water and Waste Water (HJ/T 91-2002). According to the report conducted by the assessment company, the test results were satisfactory during the Reporting Period. The Group's sewage emissions comply with the Standard for Drinking Water Quality (GB 5749-2006) and Discharge Limits of Water Pollutants (DB44/26-2001) in the PRC. The amount of domestic sewage discharge represents the Group's water consumption; the data of water consumption will be described in the section headed "Water Consumption" under aspect A2.

### *Industrial effluent*

Water used in the production processes of producing the inflatable products eventually becomes industrial effluent, which is hazardous wastewater. Therefore, the Group engages a government-authorized service company to collect the effluent and perform water purification to remove undesirable matters through the process of screening, grit removal and sedimentation. Besides, the Group is continuously looking for possible ways to enhance recycling of effluent in the future.

During the Reporting Period, the sewage intensity has decreased by approximately 63.64% from approximately 0.11 tonnes/employee in 2020 to approximately 0.04 tonnes/employee in 2021. Following is the summary of sewage discharge performance:

Type of Sewage	Unit	2021	2020
Industrial effluent	tonnes	36.00	82.43
Total sewage intensity	tonnes/employee	0.04	0.11

### *Waste Management*

The Group recognizes the importance of good waste management practices which not only protects the reputation and quality of the products produced, but also safeguards the health and safety of its employees. Therefore, the Group has established a detailed Procedure for Operational Control on Environmental System (《環境體系運行控制程序》) that regulates the Group's waste management practices of non-hazardous waste and hazardous waste, and clearly states the procedures for the collection, storage and disposal of waste.

## ENVIRONMENTAL, SOCIAL AND GOVERNANCE REPORT (continued)

### *Hazardous Waste*

The Group recognizes the importance of governing the management and disposal of hazardous waste. The Group has established Rules on Waste Classification (《垃圾分類細則》) and Hazardous Waste Collection Record Form (《危險廢棄物收集記錄表》), which clearly states the procedures of categorizing and handling hazardous waste, to guide the employees and monitor the collection and storage of hazardous waste. Specific areas are assigned for the temporary storage of hazardous waste for safety purposes and a licensed third party is engaged in the collection of waste for recycling and reuse purposes.

Due to the dangerous nature of hazardous waste, the Group will set up special containers for hazardous waste storage and arrange qualified professional environmental service suppliers for collection, transportation and disposal. The Group will hire external processing companies that have relevant licenses and business licenses approved by the government.

During the Reporting Period, the Group targets to maintain or reduce the production level of hazardous waste in 2022, using such performance during the Reporting Period as its baseline.

During the Reporting Period, the hazardous waste has decreased by approximately 82.76% from approximately 0.0029 tonnes/employee in 2020 to approximately 0.0005 tonnes/employee in 2021. Following is the summary of hazardous waste disposal performance:

Type of Hazardous Waste	Unit	2021	2020
Waste lamp	tonnes	–	0.02
Waste of packaging bucket	tonnes	0.12	0.51
Waste of screen printing	tonnes	0.01	0.10
Used cleaning cloth from production	tonnes	0.32	0.95
Used battery	tonnes	–	0.02
Used active charcoal	tonnes	0.02	0.30
Used photographic plastic	tonnes	0.01	0.20
Total hazardous waste	tonnes	0.48	2.10
Total hazardous waste intensity	tonnes/employee	0.0005	0.0029

### *Non-hazardous Waste*

The Group adheres to the principles of waste management, and is committed to handling and disposing all waste generated by our business activities through abiding by the 3R principle (Reduce, Reuse and Recycle).

Besides, the Group had established the Waste Classification (《垃圾分類細則》) to guide the employees on waste management such as waste classification, collection, transportation and disposal.

## ENVIRONMENTAL, SOCIAL AND GOVERNANCE REPORT (continued)

All of our waste management practices comply with relevant environmental laws and regulations. The non-hazardous waste disposed by the Group's business activities were mainly scrap paper and metal. We have taken the following measures to reduce non-hazardous waste in our business operation:

- Place recycling bins in office areas to cultivate employees' recycling habits;
- Distribute office memos to remind staff to only print necessary materials to avoid wastage;
- Record and monitor the paper consumption;
- Reuse envelopes, folders and carton in office;
- Use recycled paper for printing and copying; and
- Promote double-sided printing to utilize paper efficiently.

During the Reporting Period, the Group targets to maintain or reduce the production level of non-hazardous waste in 2022, using such performance during the Reporting Period as its baseline.

During the Reporting Period, the non-hazardous waste has decreased by approximately 42.50% from approximately 0.040 tonnes/employee in 2020 to approximately 0.023 tonnes/employee in 2021. Following is the summary of non-hazardous disposal waste performance:

Type of Non-hazardous Waste	Unit	2021	2020
Scrap metal	tonnes	20.93	27.49
Scrap paper	tonnes	1.25	1.82
Total non-hazardous waste	tonnes	22.18	29.31
Total non-hazardous waste intensity	tonnes/employee	0.023	0.040

### A2. Use of Resources

The Group continues with initiatives to introduce resource efficiency and eco-friendly measures to the Group's operations, and is committed to optimizing the use of resources in all of its business operations.

The Group has established relevant policies and procedures in governing the use of energy and water with reference to the objectives of achieving higher efficiency and reducing the unnecessary use of materials.

#### **Energy Management**

The Group has developed related energy measures and initiatives on the efficient use of energy, such measures and initiatives have been formally documented in the Operational Control on Environmental System (《環境體系運行控制程序》). Employees are required to take the related measures and initiatives, and assume responsibility for the Group's overall energy efficiency. We developed Energy Usage Statistics Table (《能源使用統計表》) to record energy consumption of each department. If certain departments' electricity consumption exceeds the monthly consumption target, the Group will conduct investigation to find out the root cause and apply reduction controls to increase energy efficiency. We also regularly review our energy consumption objectives and targets to continuously enhance the Group's energy consumption performance.

## ENVIRONMENTAL, SOCIAL AND GOVERNANCE REPORT (continued)

The Group has introduced various measures and initiatives to achieve the goal of electricity saving and efficient consumption. Such measures and initiatives include but not limited to the following:

- Post green messages in the workplaces;
- Switch off computers, printers, machines and other electronic devices after office hours or when leaving the workplace to reduce power consumption;
- Turn off all unnecessary lightings and use natural lightings as far as practicable; and
- Apply optimal temperature setting of air-conditioning.

During the Reporting Period, the Group targets to maintain or reduce the energy consumption intensity in 2022, using such performance during the Reporting Period as its baseline.

During the Reporting Period, the energy consumption has decreased by approximately 8.57% from approximately 3.50 MWh/employee in 2020 to approximately 3.20 MWh/employee in 2021. Following is the summary of energy consumption performance:

Type of Energy	Energy category	Unit	2021	2020
Direct energy	Petrol	MWh	239.89	241.13
	Diesel	MWh	19.25	40.27
Indirect energy	Electricity	MWh	2,796.84	2,261.44
Total energy consumption		MWh	3,055.98	2,542.84
Total energy consumption intensity		MWh/employee	3.20	3.50

### **Water Consumption**

Clean water is valuable since it remains a scarce resource in many parts of the world and thus we commit to treasure the water resources we have. The Group has implemented a variety of measures and initiatives which have been formally documented in the Operational Control on Environmental System (《環境體系運行控制程式》). We also regularly review our water consumption objectives and targets to continuously enhance the Group's water consumption performance.

The Group uses government-supplied water sources, mainly for production and employees' daily living purpose. We encourage all employees to develop the habit of water conservation. The following are some measures we have implemented to increase water efficiency:

- Post water saving reminders, and guide employees to consume water reasonably; and
- Fix dripping taps promptly to avoid further leakage and wastage.



## ENVIRONMENTAL, SOCIAL AND GOVERNANCE REPORT (continued)

During the Reporting Period, the Group targets to maintain or reduce the water consumption intensity in 2022, using such performance during the Reporting Period as its baseline.

In view of the geographical location of the Group's operations and nature of business, there is no problem in sourcing water.

During the Reporting Period, the water consumption has decreased by approximately 13.44% from approximately 107.30 m<sup>3</sup>/employee in 2020 to approximately 92.88 m<sup>3</sup>/employee in 2021. Following is the summary of water consumption performance:

Indicator	Unit	2021	2020
Total water consumption	m <sup>3</sup>	88,514.79	77,901.85
Total water consumption intensity	m <sup>3</sup> /employee	92.88	107.30

### *Use of Packaging Materials*

Apart from energy and water resources, the main resources used by the Group are packaging materials. We consumed various types of packaging materials, such as plastics, paper cartons and wave balls in our daily operations. During the Reporting Period, the total consumption of packaging materials was 348,530.00 kg, including plastic products, paper products and other packaging materials. We conduct annual review based on the packaging material consumption rate. We also maximize the usage of packaging material. For example, we pack more products in larger boxes in order to avoid excessive packaging.

### **A3. The Environment and Natural Resources**

The Group pursues the best practices for environmental protection and focuses on the Group's business impacts on the environment and natural resources. In addition to complying with relevant environmental laws and international standards for protecting the natural environment, the Group has implemented the Environmental System Operational Control Program (《環境體系運行控制程序》), to integrate concepts of environmental protection and natural resource conservation into our internal management and daily operations in order to achieve environmental sustainability.

In the upcoming years, the Group plans to further increase employees' awareness on environmental protection and improve the resource efficiency. The Group will also work closely with suppliers to reduce the negative environmental impact of the supply chain.

## ENVIRONMENTAL, SOCIAL AND GOVERNANCE REPORT (continued)

### ***Plasticizers***

The Group is committed to reduce the adverse impacts on the environment through using widely recognized environmentally friendly plasticizers. Plasticizers are the main raw materials used to soften PVC making it elastic, flexible and bendable. Many studies have been conducted to evaluate the impact of plasticizer on humans and on the environment. The Member States Committee of European Chemicals Agency (ECHA) stated that some elements of plasticizers are the endocrine disruptor that cause adverse endocrine effects in fish and other aquatic organisms. Therefore, the Group uses polyethylene terephthalate ("PET"), an eco-friendly plasticizer that is easy to reprocess and decompose into its basic monomers. PET can be recycled into different useful materials, such as carpeting, car parts, fiberfill for coats and sleeping bags, shoes, luggage, t-shirts. Moreover, according to the study conducted by scientists at the University of Pittsburgh on examining the environmental consequences of biopolymer production, PET has relatively less negative environmental impacts compared to other plasticizers when considering factors such as biodegradability, recycled percentage, mass from renewable sources, life cycle health hazards and life cycle energy use.

### ***Working Environment***

The Group is committed to providing employees with a comfortable working environment to enhance work efficiency. We maintain office discipline and environmental hygiene and keep the personal office area and public areas clean and tidy. Our staff will monitor the condition of the living quarters and workspace from time to time to set up emergency plans in advance and adopt prevention and control measures to identify problems and risks. We will deal with the identified problems and potential risks in time to maintain a sound working environment.

### ***Noise Pollution***

The Group has always been aware of its impact of noise pollution on the surrounding communities and the health of workers. The Group actively communicates with nearby communities and its workers on noise issues and provides its workers with health and safety equipment for protection. In order to evaluate the Group's level of noise pollution, a third-party inspection is carried out every year. The inspection report verified that the Group has complied with Emission Standard for Industrial Enterprises Noise at Boundary (GB12348-2008) in the PRC. The noise level of the Group at daytime and mid-night was maintained at a reasonable level during the Reporting Period.

## **A4. Climate Change**

Extreme weather events are becoming more frequent and severe, while tackling climate change has become a global consensus. The Group has realized that climate change will affect its business operations. Therefore, the Group has established a robust set of policies and procedures to identify, monitor and manage ESG issues, including climate change. Material climate-related risks are identified and managed under our enterprise risk management framework.

### ***Climate Change Issues***

Following are the climate change risks that will impact the Group's business operations, these risks could be classified as physical risks and transition risks. Physical risks are referred to the risk of increased frequency of extreme weather events that could impact the Group's business operations. On the other hand, transition risks are referred to the risk of transitioning to a lower-carbon economy may entail extensive policy, legal, technology, and market changes to address mitigation and adaptation requirements related to climate change. Depending on the nature, speed, and focus of these changes, transition risks may pose varying levels of financial and reputational risk to organizations. Further explanation will be discussed below.

# ENVIRONMENTAL, SOCIAL AND GOVERNANCE REPORT (continued)

## ***Physical Risks***

Increased frequency and severity of extreme weather events such as extreme cold or heat, storms, heavy rains, typhoons can disrupt operations by damaging the power grid and communication infrastructures, hampering and injuring our employees on the way or during their work. These events could disrupt supply chains, interrupt business operations, and damage the Group's assets. The Group has taken different actions to manage the abovementioned acute physical risks. For example, the Group maintains a comprehensive insurance coverage on assets that are prone to damage by extreme weather conditions. In addition, the Group has developed the practice of communicating the arrangements under extreme weather conditions to employees in advance. The potential financial impacts can be minimized with adequate preparations for extreme weather events.

## ***Transition Risks***

There are more stringent climate legislations and regulations to support global vision for decarbonization. For example, the Stock Exchange has required the listed companies to enhance the climate-related disclosures in their ESG reports. Stricter environmental laws and regulations may expose enterprises to higher risks of claims and lawsuits. The Group's reputation may also be damaged due to failure to meet the compliance requirements for climate change. The Group's related capital investment and compliance costs thus increase. In response to the policy and legal risks as well as the reputation risks, the Group regularly monitors existing and emerging trends, policies and regulations relevant to climate change, and will alert the top management where necessary to avoid cost increments, noncompliance fines or reputational risks due to delayed response. Besides, we have set targets to reduce our energy consumption and GHG emissions during the Reporting Period to reduce the impacts of climate change related risks towards the Group's business operations.

## **B. SOCIAL**

### **B1. Employment**

Human resources are the foundation of supporting the development of the Group. The Group's success relies heavily on the ability to attract, develop and retain employees. The Group adheres to the people-oriented principle, respects and protects the legitimate rights and interests of each employee. It regulates labor employment management, safeguards employees' occupational health and safety, strengthens democratic management, safeguards the interests of employees, and fully respects and values employees' enthusiasm, initiative and creativity so to build a harmonious labor relationship.

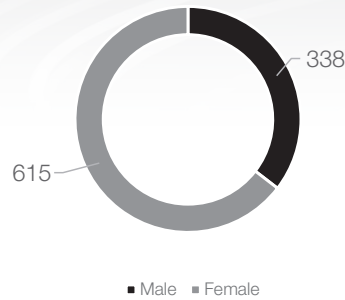
The Group has formally documented relevant employment policies in the Employee Handbook (《員工手冊》), covering recruitment, promotion and dismissal, remuneration and benefits, diversity and equal opportunities, etc. We review these policies and our employment process periodically to ensure the continuous improvement of our employment standards.

The Group complies with all related laws and regulations, including but not limited to the Labor Law of the People's Republic of China, the Labor Contract Law of the People's Republic of China and Employment Ordinance of Hong Kong. The Group has established a series of human resource management policies to provide employees with a healthy, happy and motivated working atmosphere, and to guide employees to actively integrate their personal pursuit into the long-term development of the Group. During the Reporting Period, the Group was aware of any material non-compliance with laws and regulations that would have a significant impact on the Group.

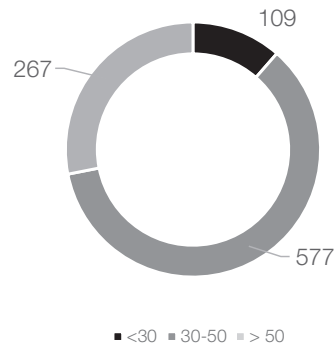
## ENVIRONMENTAL, SOCIAL AND GOVERNANCE REPORT (continued)

As at 31 December 2021, the Group had 953 employees in total, all of them are full-time employees. The following shows the breakdown of employees by gender and age group.

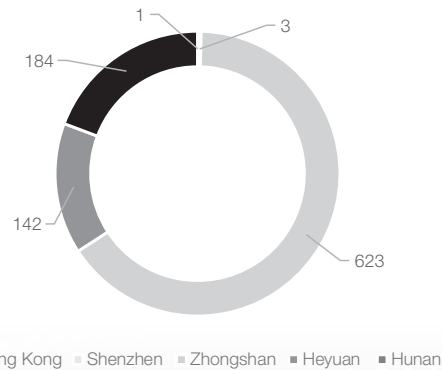
### Employee by Gender



### Employee by Age Group



### Employee by Geographical Location





## ENVIRONMENTAL, SOCIAL AND GOVERNANCE REPORT (continued)

The ratio of employee turnover to total number of employees was 63.69% during the Reporting Period. The following table shows the breakdown of employee turnover:

	Number of People	Ratio of Employee Turnover
<b>By Gender</b>		
Male	179	29%
Female	428	71%
<b>By Age Group</b>		
Age below 30	133	22%
Age 30-50	339	56%
Age over 50	135	22%
<b>By Geographical Location</b>		
Hong Kong	0	0%
Shenzhen	0	0%
Zhongshan	231	38%
Heyuan	205	34%
Hunan	171	28%

### ***Recruitment, Promotion and Dismissal***

The Group seeks to build an elite workforce by recruiting outstanding employees. The Group has established the Recruitment Management Procedure (《僱用管理程序》) to standardize the hiring procedures and recruitment principles, and adheres to the hiring principles of morality, knowledge, ability, experience and fitness applicable to job positions as well as the principles of fairness, openness and justice, so as to continuously attract, employ and develop talents.

The Group offers promotion and development opportunities for outperforming employees through an open and fair assessment system so as to explore their capability, assist them on career development and contribute to the Group's sustainable growth. Staff performance reviews are carried out regularly to assess employees' work performance based on the principle of meritocracy, talents and competitiveness on an open and fair basis.

## ENVIRONMENTAL, SOCIAL AND GOVERNANCE REPORT (continued)

Besides, the Group does not tolerate the dismissal of employees under any unreasonable basis, and exit interviews are required to be conducted with the resigned staff to collect opinions for any possible improvements on the Group's policies.

### ***Remuneration and Benefits***

The Group has established a fair, reasonable and competitive Remuneration Management System and Procedure (《薪酬管理制度》及《薪資福利管理程序》) that provides compensation to employees based on the principles of fairness, competition, incentives, rationality, and legality. The remuneration package of the Group's employees consists of basic salary, performance bonus, overtime pay, working-age salary, food subsidy, related subsidies, and various bonuses.

The Group signed and executed labor contracts with all employees in the PRC in accordance with the Labor Contract Law of the People's Republic of China. The Group pays five social insurances and one housing fund for its employees in the PRC in compliance with the laws and regulations, namely endowment insurance, medical insurance, unemployment insurance, work injury insurance, maternity insurance, and housing provident fund to ensure employees are covered by social insurance. We also remit contributions to the Mandatory Provident Fund Schemes (the “**MPF Schemes**”) under the Hong Kong's Mandatory Provident Fund Schemes Ordinance for employees in Hong Kong.

In addition, the Group respects the rights of employees on rest and leave and regulates their working hours and their rights for various types of rest times and holidays. The Group offers a wide variety of leave entitlements for different circumstances such as maternity leave, paternity leave, marriage leave, study leave, compassionate leave, and compensation leave.

### ***Diversity, Equal opportunity, and Anti-Discrimination***

Sustainable growth of the Group relies on the diversity of talents and the provision of equal opportunities. The Group endeavors to hire people based on experience and expertise and make decisions independent of race, creed, national origin, ancestry, sex, marital status, disability, religious or political affiliation, age, or sexual orientation. It is of the Group's firm belief that all employees should have the right to work in an environment free of discrimination, harassment, victimization, and vilification. Therefore, the Group is committed to creating and maintaining an inclusive and collaborative workplace culture. In addition, the Group emphatically states its zero-tolerance stance on any above-mentioned behaviors in the workplace.

## **B2. Health and Safety**

### ***Occupational Health and Safety***

We are committed to providing and maintaining a safe and healthy environment for all our employees, contractors, customers and others who visit or work on our premises and preventing work-related accidents, injuries and illnesses. We believe that employees are the valuable assets of an enterprise and regards human resources as its corporate wealth. The Group has established Operational Control Procedure on Occupational Health and Safety Policy (《職業健康安全體系運行控制程序》) which includes the prevention and remediation of safety accidents, detection on potential safety hazards in the workplace, and maintenance of a safe working environment. We review, and if necessary, revise this policy and our health and safety practices at least annually to ensure continuous improvements of our health and safety standards.

## ENVIRONMENTAL, SOCIAL AND GOVERNANCE REPORT (continued)

The Group enforces relevant laws and regulations such as the Labor Law of the People's Republic of China, the Work Safety Law of the People's Republic of China, the Law of the People's Republic of China on the Prevention and Treatment of Occupational Diseases, and the Fire Protection Law of the People's Republic of China. The Group does not operate any vehicle manufacturing, warehousing, displaying and maintenance and repair facilities. Therefore, the Group is not subject to significant health, work safety, social or environmental risks. There were no work-related fatalities occurred in each of the past three years including the Reporting Period, hence no claims or compensation was paid to its employees due to such accident. The Group also was not aware of any material non-compliance with health and safety related laws and regulations, including but not limited to the Occupational Safety and Health Ordinance, that would have a significant impact on the Group.

During the Reporting Period, the Group recorded 2 reported accidents due to work-related injury.

	Unit	2021
<b>Number and Rate of Work-related Injuries</b>		
Number of Lost Days	days	6
Number of Work-related Injury	people	2
	accidents	2
Injury Rate	per thousand employees	2.10

### **Internal Health and Safety Management System**

To pursue an injury-free working environment, the Group requires all employees to attend safety training before the commencement of work. We also emphasize to our employees that strict compliance with safety requirements is vital to protect themselves from accidents and injuries. Safety guidelines such as Safety Management System on Electricity Utilization (《安全用電管理制度》) and Production Equipment Management Regulation (《生產設備管理規定》) to avoid any safety issues. When safety issues are spotted, employees are required to report in a timely manner. The Group has also formulated a series of emergency plans in case of any accidents and organized fire drills on a regular basis to further reinforce employees' safety awareness.

On the other hand, the Group had implemented Employee Occupational Health and Occupational Disease Management (《員工職業健康及職業病管理》), which provides staff with health and safety notifications to provide related information and increase their awareness. The Group also arranges body checks for employees, particularly paying attention to those who have abnormal examination result and providing treatment advice. Additionally, the Group will monitor staff's health with the regular release of List of Job with Occupational Disease Risk (《具有職業病風險的崗位清單》).

### **Fire Safety**

The Group has also formulated its fire safety system in accordance with the Fire Protection Law of the People's Republic of China and Provisions on the Supervision and Administration of Fire Protection of Construction Projects. To raise employees' fire prevention awareness, fire drills are conducted regularly and staffs are instructed to the correct use of fire extinguishers, and the Group's fire evacuation plans are improved. In response to emergencies, different locations of the Group's workplaces are also equipped and clearly located with first aid kits and fire extinguishers.

# ENVIRONMENTAL, SOCIAL AND GOVERNANCE REPORT (continued)

## ***Other Health and Safety Measures***

With the outbreak of COVID-19, the Group is highly aware of its potential health and safety impacts on employees. The Group has strengthened its operating environmental hygiene to ensure a healthy and safe working environment. The Group has also taken precautionary measures, such as:

- Perform temperature checks and registrations before entering offices and the factories;
- Require all vehicles and personnel must be disinfected when entering the factories;
- Provide adequate disinfection supplies such as hand sanitizer in its operations;
- Encourage employees to wash their hands frequently with soap and water, or with a hand sanitizer;
- Keep social distancing of at least 1 meter from others when lining up for canteen meals and minimize meal gatherings;
- Cancel large-scale events such as spring dinner;
- Advocate employees to reduce non-essential cross-city travels; and
- Employees that had cross-city travel records in their travel code (“行程碼”) are required to provide a negative nucleic acid test report.

## **B3. Development and Training**

The Group recognizes the valuable contribution its talents have made to the continued success of the Group. The Group believes that its ability to recruit and retain experienced and skilled labor is key to growth and development.

### ***Development and Training of Employees***

The Group has developed relevant training procedures to standardize the management of employees' training and holds various training programs in order to improve the knowledge and skills of employees. The Group has developed an Annual Training Plan(《年度培訓計劃》)based on the training requirements from various departments, to enhance the employees' skills and knowledge.

The Group has conducted quality and environment management training programs to enhance the knowledge of employees on the standards of ISO9001 and ISO14001. The programs include quality assurance training in the production process, inspection assurance of materials received from suppliers, health and safety precautions in using production equipment and machinery as well as customer relationship management. This helps employees to become more professional in quality and environmental management. Training content is regularly updated to ensure contents are relevant to stakeholders' changing needs such as change in law and regulatory requirements, market, product trends, and customer behavior.

To help new employees to adapt to the workplace, the Group provides induction training for new employees. Besides, the Group launches mentoring program, for which experienced employees act as mentors to guide newcomers. This program can effectively facilitate communication, build team spirit and strengthen their sense of belonging.

In addition to internal training, the Group encourages and supports employees to participate in external personal and professional training to fulfill the needs of the Group's development. To encourage employees in taking the initiative in learning and pursue further career development, the Group offers reimbursements to its employees who have received relevant training and completed development programs that pertain to their respective work positions and skills.



## ENVIRONMENTAL, SOCIAL AND GOVERNANCE REPORT (continued)

The percentage of employees trained was approximately 78.49% during the Reporting Period. The following table shows the breakdown of the employee training:

Employee Training	Percentage of Employees Trained	Total Training Hours	Average Training Hours/Employee
<b>By Gender</b>			
Male	71.30%	2,067.00	8.58
Female	82.31%	4,317.50	8.52
<b>By Employment Category</b>			
Senior Management	60.00%	83.00	9.22
Management	93.98%	1,150.50	9.20
General Staff	76.27%	5,151.00	8.39
Total	78.49%	6,384.50	8.54

### B4. Labor Standards

#### *Prevention of Child Labor or Forced Labor*

Child and forced labor are strictly prohibited during the recruitment process as defined by laws and regulations. The Group has established a complete recruitment process to examine candidates' background and official reporting procedures to handle any exceptions. Personal data are collected during the employment process to assist in the selection of suitable candidates and to verify candidates' personal data. The Human Resources department ensures that the identity documents are carefully checked. The Human Resources department is also responsible for inspecting employees from time to time to verify their actual age is consistent with personnel information provided. In addition, the Group had implemented the Prohibition of Child Labor Control Program (《禁用童工控制程序》) and the Prohibition of Forced Labor Program (《禁止強迫勞工控制程序》) to prevent relevant departments from child and forced labor. If violation is involved, the Group will formulate a summary record internally, put forward rectification opinions, and instruct the Human Resources Department, which is responsible for such cases, to strengthen the employee inspection process and avoid the recurrence of similar incidents.

Furthermore, employees' overtime working is based on voluntary principle so as to avoid the violation of labor standards and safeguard the rights and interests of employees. Overtime salary or compensatory leave are also required to be provided afterwards. To prevent any form of forced labor, a job description outlining the principal responsibilities of employee is attached in the labor contract and an employee suggestion box is set up for employees to report any workplace violation.

The Group also prohibits any punitive measures, management methods, and behaviors such as abusive, corporal punishment, violence, mental stress, sexual harassment (including inappropriate language, posture, and physical contact) for any reason.

During the Reporting Period, the Group was not aware of any material non-compliance with child and forced labor-related laws and regulations, that would have a significant impact on the Group including but not limited to the Labor Law of the People's Republic of China, the Labor Contract Law of the People's Republic of China and Employment Ordinance of Hong Kong that would have a significant impact on the Group.

## ENVIRONMENTAL, SOCIAL AND GOVERNANCE REPORT (continued)

### B5. Supply Chain Management

As a socially responsible enterprise, it is critical to maintain and manage a reliable supply chain that is consistent with the Group's policies on sustainability. The Group is committed to building and maintaining close business relationships with its business partners. The Group has also established measures and procedures to reduce risks associated with the economy, environment, and society.

#### ***Procurement Practices***

The Group has established a rigorous and standardized procurement system. The Group has formulated the Procurement Flow Chart (《採購流程》) and Supplier Selection Form (《供應商評審表》) to evaluate and select suppliers. During the supplier selection process, the Group not only reviews suppliers' basic information, but also considers a number of other factors such as the delivery schedule, pricing, possession of requisite licenses, certifications, and compliance to relevant industrial laws, regulations, and standards.

In addition, all suppliers are evaluated carefully and subjected to regular monitoring and assessments. The Group reviews and evaluates supplier performance in accordance with its Supplier Monthly Assessment Form (《供應商月度綜合考核表》). The Group classifies them into different grades (A/B/C/D) based on monthly assessment results. The Group applied Purchase Order Material Tracking Form (《採購物料追蹤表》) to track the quality of material purchased. In order to ensure suppliers' capability in quality assurance, safety and environmental responsibility, field visit and investigation will be conducted. The investigation reviews the production capacity, technology level, quality assurance capabilities, supply capacity, safety, and environment management qualifications.

In view of the increasing environmental concerns in society, the Group is aware of the importance of managing the environmental and social risks of its supply chain. The Group embedded environmental and social consideration in the procurement process and supplier communication. The Group has implemented the Supplier Selection and Evaluation Policy (《供應商的啟用和選擇》), which prioritize suppliers that promote environmentally preferable products and services when selecting suppliers. The Group also informs suppliers of its environmental policy and requirements and its initiatives in green procurement through fax and mail. The Group especially requires suppliers who provide chemical substances to provide material safety data sheets ("MSDS") and other relevant test reports. To manage potential environmental and social risks in its supply chain, the Group has established a stringent and standardized procurement system and supplier selection process, and has implemented relevant practices relating to engaging suppliers and the requirement of environmental and social risk control to all suppliers.

During the Reporting Period, the Group has 68 major suppliers and they are all located in the PRC. The Group was not aware of any key suppliers that had any actions or practices which have a significant negative impact on business ethics, environmental protection, human rights and labor practices. All major suppliers are subject to the above evaluation and monitoring regularly.

#### ***Fair and Open Procurement***

Besides, the business cooperation process of the Group is conducted in an open, fair, and impartial manner. The Group will not discriminate against any business partners and will not allow any corruption or bribery. Employees and other individuals who are interested in the relevant business partners will not be allowed to participate in related business activities. The Group focuses on the integrity of its partners and will only select business partners who have a good track record in the past and who do not have any serious non-compliance or violation of business ethics.

## ENVIRONMENTAL, SOCIAL AND GOVERNANCE REPORT (continued)

### B6. Product Responsibility

The Group actively safeguards the quality of its products with its internal control process and maintains on-going communication with its customers to ensure mutual understanding while fulfilling customers' needs and expectations. We aim to apprehend customers' needs and expectations and strive to continuously improve the quality of our products and services.

During the Reporting Period, the Group was not aware of any material non-compliance with laws and regulations that would have a significant impact on the Group, including but not limited to the Law of the People's Republic of China on the Protection of Consumer Rights and Interests, the Product Quality Law of the People's Republic of China, the Patent Law of the People's Republic of China, the Advertising Law of the People's Republic of China, and the Personal Data (Privacy) Ordinance of Hong Kong, Trade Descriptions Ordinance of Hong Kong, and Copyright Ordinance of Hong Kong that would have a significant impact on the Group.

#### ***Product Quality Supervision***

The Group recognizes the importance of achieving and maintaining high product quality standard to the sustainable growth of the Group. Our factory in Zhongshan has obtained the certificate of ISO 9001:2015 Quality Management System on the design and manufacture of inflatable products.

To maintain high product quality, we attach great emphasis on quality management. The Group has established a quality control team, Quality Control Handbook (《品質控制手冊》) and Unqualified Products Control Procedure (《不合格品控制程序》) to ensure the quality of the raw materials and products at each stage of production processes, as well as our end-product. Our raw materials and products comply with international product safety and quality standards, such as the standards of the American toy safety standard ASTM F963-11, European Commission standard EN71-1, EN71-2 and EN71-8, Australia and New Zealand toy standard AS/NZS ISO8124-1:2013.

The quality control team is also responsible for conducting product risk assessments for new products. A product quality and safety test report summarizing all findings will be submitted to the engineering department. The quality confirm team will also conduct random sample testing during the trial production process. The engineering department is required to give solutions on the concerns raised by the quality control team. The products will not enter the market until the quality control team confirm all the testing results are satisfactory and no quality and safety issues are being found. During the Reporting Period, there are no products sold and shipped subject to recalls for safety and health reasons.

## ENVIRONMENTAL, SOCIAL AND GOVERNANCE REPORT (continued)

### ***Innovation Intellectual Property (“IP”) Rights***

The Group views that the effort in conducting research and development is indispensable to maintain a high product quality standard. The Group constantly seeks to develop new products and enhance its existing products with special features through its research and development capabilities. To expand its research and development capabilities, the Group has developed a design department comprising professional technicians and engineers.

To ensure that the products invented and designed by the Group are not being plagiarized, the Group has formulated Measures for the Protection of Intellectual Property Rights (《維護和保障智慧財產權措施》). The Group protects its intellectual property rights worldwide through administrative and legal means, cooperation with customs, and litigation. If the Group notices competitive products or marketing materials that potentially infringe its intellectual property rights, the Group will investigate further and follow up as required. As at 31 December 2021, the Group’s valid intellectual property rights are as follows:

Chinese design patent:	95
Chinese utility patent:	19
Chinese invention patent:	1
Software copyright:	1
Work registration certificate:	174
Trademark:	29

### ***Customer Services***

The Group provides delighting and high-quality service experience to customers through standardized service quality management. We value our customers’ opinions. We regularly conduct customer satisfaction surveys and have an online opinion form on the Group’s website to collect customer opinions. Besides, the Group reviews all complaints from customers, suppliers, and partners in accordance with internal procedures and guidelines. Appropriate follow-up measures will be taken. If applicable, the Group will conduct relevant investigations to resolve complaints and make improvements accordingly. The Group believes that complaints are good opportunities to receive feedback from the community and customers, so as to continuously enhance our service and products. During the Reporting Period, the Group did not receive any complaint of a significant material nature was received from customers.

### ***Protection of Privacy***

The Group is committed to protecting customer confidential information, privacy and interests of the Group and its stakeholder. We have formulated Information Security Regulations (《資訊安全規定》) and Data Protection Policy (《資料保護政策》) to ensure privacy and data security. Employees should strictly abide by these regulations including but not limited to updating the operating system and anti-virus software on a prompt and regular basis, using encryption technology to protect sensitive data files, and avoiding downloading software or programs from unknown sources. Our information technology engineers will also check the information system regularly to minimize potential risks of data leakage.

### ***Advertising and Labelling***

The Group owns different brands such as Happyhop Brand, Happyhop Pro Brand and Action Air. We promote our products mainly through advertisements, social networking pages and industry exhibitions. We emphasize the importance of proper advertising and compliance with relevant requirements of media advertisements. We verify all information regarding our products and business before the publication of promotion materials or product sales to prevent any false, misleading or deceptive information being publicized.



# ENVIRONMENTAL, SOCIAL AND GOVERNANCE REPORT (continued)

## B7. Anti-Corruption

The Group considers ethical conduct is of utmost importance in corporate sustainable development and long-term success. Therefore, the Group values the importance of anti-corruption work and is committed to building a fair, open, honest and transparent corporate culture. The Group strictly complies with the related laws and regulations, including but not limited to, Company Law of the People's Republic of China, Bidding Law of the People's Republic of China, Anti-Unfair Competition Law of the People's Republic of China and Prevention of Bribery Ordinance of Hong Kong.

The Group has established anti-bribery and anti-corruption control procedures, anti-fraud mechanism, whistle-blowing procedures, and anti-conflict of interest regulation to guide the employees, ensuring that the Group strictly adheres to a high standard of business conduct. The Group encourages employees to report to management if any actual or potential illegal activities are discovered. All complaints filed are confidential and the Group is responsible for protecting the legitimate rights and interests of the whistleblower. Additionally, our directors and employees were given anti-corruption training. The training familiarized the directors and different levels of staff with their corresponding role and responsibility regarding anti-corruption and business ethics under applicable laws and regulations.

The Group has adopted a zero-tolerance approach towards all forms of corruption, including deception, bribery, forgery, extortion, conspiracy, embezzlement, money laundering and collusion. The Group has specified in the Employee Handbook (《員工手冊》) that the Group is entitled to terminate the employment contract with any employee who is engaged in any kind of misconduct or malpractice and reserve the right to take further legal action against such person.

During the Reporting Period, the Group was not aware of any material non-compliance with laws and regulations of bribery, extortion, fraud, and money laundering that would have a significant impact on the Group. The Group also did not receive any legal case regarding corrupt practices brought against the Group or its employees.

## B8. Community Investment

The Group is committed to emboldening and supporting the public by means of social participation and contribution as part of its strategic development, and to nurture the corporate culture and practices of corporate citizens in the daily work life throughout the Group. The Group aims to promote the stability of the society and support the underprivileged in rehabilitation to improve the quality of life. To cater the specific needs of the local community, the Group has formulated the Community Investment Policy to understand the needs of the community, identify the focus areas and allocate appropriate resources to empower the community. The Group is an active member of the Red Cross Society of China ("RCSC"), a humanitarian social relief organization, and support RCSC through donation. During the Reporting Period, the Group donated RMB50,000 to the RCSC.

The Group hopes to foster employees' sense of social responsibility by encouraging them to participate in charitable activities to make greater contributions to the community. The Group believes that by participating in activities that contribute to the community, the Group can enhance the civic awareness of its employees and establish correct values within them.

# ENVIRONMENTAL, SOCIAL AND GOVERNANCE REPORT (continued)

Index Table of ESG Reporting Guide of the Stock Exchange

Mandatory Disclosure Requirements	Section/Statement
Governance Structure	ESG Governance Structure, Stakeholder Engagement, Materiality Assessment
Reporting Principles	Reporting Framework
Reporting Boundary	Reporting Scope

“Comply or Explain” Provisions	Description	Section/Statement
<b>A1. Emissions</b>		
General Disclosure	<p>Information on:</p> <p>(a) the policies; and</p> <p>(b) compliance with relevant laws and regulations that have a significant impact on the issuer relating to air and greenhouse gas emissions, discharges into water and land, and generation of hazardous and non-hazardous waste.</p> <p>Note: Air emissions include NO<sub>x</sub>, SO<sub>x</sub>, and other pollutants regulated under national laws and regulations.</p> <p>Greenhouse gases include carbon dioxide, methane, nitrous oxide, hydrofluorocarbons, perfluorocarbons and Sulphur hexafluoride.</p> <p>Hazardous wastes are those defined by national regulations.</p>	Emissions
KPI A1.1	The types of emissions and respective emissions data.	Emissions – Air Emissions, GHG Emissions, Sewage Discharge, Waste Management
KPI A1.2	Direct (Scope 1) and energy indirect (Scope 2) greenhouse gas emissions (in tonnes) and, where appropriate, intensity (e.g. per unit of production volume, per facility).	Emissions – GHG Emissions
KPI A1.3	Total hazardous waste produced (in tonnes) and, where appropriate, intensity (e.g. per unit of production volume, per facility).	Emissions – Sewage Discharge, Waste Management

## ENVIRONMENTAL, SOCIAL AND GOVERNANCE REPORT (continued)

<b>“Comply or Explain” Provisions</b>	<b>Description</b>	<b>Section/Statement</b>
KPI A1.4	Total non-hazardous waste produced (in tonnes) and, where appropriate, intensity (e.g. per unit of production volume, per facility).	Emissions – Sewage Discharge, Waste Management
KPI A1.5	Description of emissions target(s) set and steps taken to achieve them.	Emissions – Air Emissions, GHG Emissions, Sewage Discharge, Waste Management
KPI A1.6	Description of how hazardous and non-hazardous wastes are handled, and a description of reduction target(s) set and steps taken to achieve them.	Emissions – Sewage Discharge, Waste Management
<b>A2. Use of Resources</b>		
General Disclosure	<p>Policies on the efficient use of resources, including energy, water and other raw materials.</p> <p>Note: Resources may be used in production, in storage, transportation, in buildings, electronic equipment, etc.</p>	Use of Resources
KPI A2.1	Direct and/or indirect consumption by type (e.g. electricity, gas or oil) in total (kWh in '000s) and intensity (e.g. per unit of production volume, per facility).	Use of Resources – Energy Management
KPI A2.2	Water consumption in total and intensity (e.g. per unit of production volume, per facility).	Use of Resources – Water Consumption
KPI A2.3	Description of energy use efficiency target(s) set and steps taken to achieve them.	Use of Resources – Energy Management
KPI A2.4	Description of whether there is any issue in sourcing water that is fit for purpose, water efficiency target(s) set and steps taken to achieve them.	Use of Resources – Water Consumption
KPI A2.5	Total packaging material used for finished products (in tonnes) and, if applicable, with reference to per unit produced.	Use of Resources – Use of Packaging Materials

## ENVIRONMENTAL, SOCIAL AND GOVERNANCE REPORT (continued)

<b>“Comply or Explain” Provisions</b>	<b>Description</b>	<b>Section/Statement</b>
<b>A3. The Environment and Natural Resources</b>		
General Disclosure	Policies on minimizing the issuer’s significant impact on the environment and natural resources.	Environment and Natural Resources
KPI A3.1	Description of the significant impacts of activities on the environment and natural resources and the actions taken to manage them.	Environment and Natural Resources – Plasticizers, Working Environment, Noise Pollution
<b>A4. Climate Change</b>		
General Disclosure	Policies on identification and mitigation of significant climate-related issues which have impacted, and those which may impact, the issuer.	Climate Change
KPI A4.1	Description of the significant climate-related issues which have impacted, and those which may impact, the issuer, and the actions taken to manage them.	Climate Change
<b>B1. Employment</b>		
General Disclosure	Information on:  (a) the policies; and  (b) compliance with relevant laws and regulations that have a significant impact on the issuer relating to compensation and dismissal, recruitment and promotion, working hours, rest periods, equal opportunity, diversity, anti-discrimination, and other benefits and welfare.	Employment
KPI B1.1	Total workforce by gender, employment type (for example, full- or part- time), age group and geographical region.	Employment
KPI B1.2	Employee turnover rate by gender, age group and geographical region.	Employment



## ENVIRONMENTAL, SOCIAL AND GOVERNANCE REPORT (continued)

<b>“Comply or Explain” Provisions</b>	<b>Description</b>	<b>Section/Statement</b>
<b>B2. Health and Safety</b>		
General Disclosure	Information on:  (a) the policies; and  (b) compliance with relevant laws and regulations that have a significant impact on the issuer relating to providing a safe working environment and protecting employees from occupational hazards.	Health and Safety
KPI B2.1	Number and rate of work-related fatalities occurred in each of the past three years including the reporting year.	Health and Safety
KPI B2.2	Lost days due to work injury.	Health and Safety
KPI B2.3	Description of occupational health and safety measures adopted, how they are implemented and monitored.	Health and Safety
<b>B3. Development and Training</b>		
General Disclosure	Policies on improving employees' knowledge and skills for discharging duties at work. Description of training activities.  Note: Training refers to vocational training. It may include internal and external courses paid by the employer.	Development and Training
KPI B3.1	The percentage of employees trained by gender and employee category (e.g. senior management, middle management).	Development and Training
KPI B3.2	The average training hours completed per employee by gender and employee category.	Development and Training

## ENVIRONMENTAL, SOCIAL AND GOVERNANCE REPORT (continued)

<b>“Comply or Explain” Provisions</b>	<b>Description</b>	<b>Section/Statement</b>
<b>B4. Labour Standards</b>		
General Disclosure	Information on:  (a) the policies; and  (b) compliance with relevant laws and regulations that have a significant impact on the issuer relating to preventing child and forced labour.	Labour Standards
KPI B4.1	Description of measures to review employment practices to avoid child and forced labour.	Labour Standards
KPI B4.2	Description of steps taken to eliminate such practices when discovered.	Labour Standards
<b>B5. Supply Chain Management</b>		
General Disclosure	Policies on managing environmental and social risks of the supply chain.	Supply Chain Management
KPI B5.1	Number of suppliers by geographical region.	Supply Chain Management
KPI B5.2	Description of practices relating to engaging suppliers, number of suppliers where the practices are being implemented, how they are implemented and monitored.	Supply Chain Management
KPI B5.3	Description of practices used to identify environmental and social risks along the supply chain, and how they are implemented and monitored.	Supply Chain Management
KPI B5.4	Description of practices used to promote environmentally preferable products and services when selecting suppliers, and how they are implemented and monitored.	Supply Chain Management

## ENVIRONMENTAL, SOCIAL AND GOVERNANCE REPORT (continued)

<b>“Comply or Explain” Provisions</b>	<b>Description</b>	<b>Section/Statement</b>
<b>B6. Product Responsibility</b>		
General Disclosure	Information on:  (a) the policies; and  (b) compliance with relevant laws and regulations that have a significant impact on the issuer relating to health and safety, advertising, labelling and privacy matters relating to products and services provided and methods of redress.	Product Responsibility
KPI B6.1	Percentage of total products sold or shipped subject to recalls for safety and health reasons.	Product Responsibility
KPI B6.2	Number of products and service related complaints received and how they are dealt with.	Product Responsibility
KPI B6.3	Description of practices relating to observing and protecting intellectual property rights.	Product Responsibility
KPI B6.4	Description of quality assurance process and recall procedures.	Product Responsibility
KPI B6.5	Description of consumer data protection and privacy policies, how they are implemented and monitored.	Product Responsibility

## ENVIRONMENTAL, SOCIAL AND GOVERNANCE REPORT (continued)

<b>“Comply or Explain” Provisions</b>	<b>Description</b>	<b>Section/Statement</b>
<b>B7. Anti-corruption</b>		
General Disclosure	Information on:  (a) the policies; and  (b) compliance with relevant laws and regulations that have a significant impact on the issuer relating to bribery, extortion, fraud and money laundering.	Anti-corruption
KPI B7.1	Number of concluded legal cases regarding corrupt practices brought against the issuer or its employees during the reporting period and the outcomes of the cases.	Anti-corruption
KPI B7.2	Description of preventive measures and whistle-blowing procedures, how they are implemented and monitored.	Anti-corruption
KPI B7.3	Description of anti-corruption training provided to directors and staff.	Anti-corruption
<b>B8. Community Investment</b>		
General Disclosure	Policies on community engagement to understand the needs of the communities where the issuer operates and to ensure its activities take into consideration the communities' interests.	Community Investment
KPI B8.1	Focus areas of contribution (e.g. education, environmental concerns, labour needs, health, culture, sport).	Community Investment
KPI B8.2	Resources contributed (e.g. money or time) to the focus area.	Community Investment



# INDEPENDENT AUDITORS' REPORT



國衛會計師事務所有限公司  
HODGSON IMPEY CHENG LIMITED

31/F, Gloucester Tower  
The Landmark  
11 Pedder Street  
Central  
Hong Kong

**TO THE SHAREHOLDERS OF  
CHINA ORAL INDUSTRY GROUP HOLDINGS LIMITED  
(formerly known as Alpha Era International Holdings Limited)**  
*(Incorporated in the Cayman Islands with limited liability)*

## OPINION

We have audited the consolidated financial statements of China Oral Industry Group Holdings Limited (the “Company”) and its subsidiaries (collectively referred to as the “Group”) set out on pages 73 to 131, which comprise the consolidated statement of financial position as at 31 December 2021, and the consolidated statement of profit or loss and other comprehensive income, the consolidated statement of changes in equity and the consolidated statement of cash flows for the year then ended, and notes to the consolidated financial statements, including a summary of significant accounting policies.

In our opinion, the consolidated financial statements give a true and fair view of the consolidated financial position of the Group as at 31 December 2021, and of its consolidated financial performance and its consolidated cash flows for the year then ended in accordance with Hong Kong Financial Reporting Standards (“HKFRSs”) issued by the Hong Kong Institute of Certified Public Accountants (“HKICPA”) and have been properly prepared in compliance with the disclosure requirements of the Hong Kong Companies Ordinance.

## BASIS FOR OPINION

We conducted our audit in accordance with Hong Kong Standards on Auditing (“HKSAs”) issued by the HKICPA. Our responsibilities under those standards are further described in the Auditors’ responsibilities for the audit of the consolidated financial statements section of our report. We are independent of the Group in accordance with the HKICPA’s *Code of Ethics for Professional Accountants* (the “Code”), and we have fulfilled our other ethical responsibilities in accordance with the Code. We believe that the audit evidence we have obtained is sufficient and appropriate to provide a basis for our opinion.

## INDEPENDENT AUDITORS' REPORT (continued)

### KEY AUDIT MATTERS

Key audit matters are those matters that, in our professional judgement, were of most significance in our audit of the consolidated financial statements of the current period. These matters were addressed in the context of our audit of the consolidated financial statements as a whole, and in forming our opinion thereon, and we do not provide a separate opinion on these matters.

#### Key audit matters

##### Impairment assessment of trade receivables

Refer to note 18 to the consolidated financial statements.

We identified the impairment assessment of trade receivables as a key audit matter due to the use of judgement and estimations in assessing the recoverability of trade receivables.

In determining the loss allowance for trade receivables, the management considers the credit history including default or delay in payments, settlement records, subsequent settlements and ageing analysis of the trade receivables. Management also considered forward-looking information that may impact the customers' ability to repay the outstanding balances in order to estimate the expected credit losses for the impairment assessment.

#### How our audit addressed the key audit matters

Our procedures in relation to impairment assessment of trade receivables mainly included:

- Obtaining an understanding of how the loss allowance is estimated by the management and testing the ageing analysis of the trade receivables to the source documents, on a sample basis;
- Reviewing the ageing analysis of the trade receivables throughout the year to understand the settlement patterns by the customers;
- Assessing the reasonableness of recoverability of trade receivables with reference to the credit history including default or delays in payments, settlement records, subsequent settlements and ageing analysis of individual customers, on a sample basis; and
- Assessing the appropriateness of the expected credit loss provisioning methodology, examining the key data inputs on a sample basis to assess their accuracy and completeness, and challenging the assumptions, including both historical and forward-looking information, used to determine the expected credit losses, and using valuation expert.

# INDEPENDENT AUDITORS' REPORT (continued)

## Key audit matters

### Impairment of non-financial assets

Refer to note 14 to the consolidated financial statements.

The Group reviews the carrying amounts of its non-financial assets at the end of each reporting period to determine whether there is an objective evidence of impairment. The non-financial assets are tested for impairment when there are indicators that the carrying amounts may not be recoverable.

For the purpose of assessing impairment, management has determined the recoverable amounts of the cash-generating unit based on value-in-use calculations using discounted cash flow models.

In carrying out the impairment assessment, significant management judgement was used to appropriately identify of cash-generating unit and to determine the key assumptions, including revenue and discount rate, underlying the value-in-use calculation.

During the year, the Group recognised an impairment loss of approximately RMB3,489,000 and RMB311,000 respectively on property, plant and equipment and right-of-use assets as included in the non-financial assets in the consolidated statement of profit or loss and other comprehensive income for the year ended 31 December 2021.

We identified the impairment of non-financial assets as a key audit matter because the estimation of the value-in-use of the above assets involved significant management judgement with respect to the assumptions used.

## How our audit addressed the key audit matters

Our procedures in relation to impairment of non-financial assets mainly included:

- Assessing management's identification of cash-generating unit based on the Group's accounting policies and understanding of the Group's business;
- Assessing value-in-use calculation methodology adopted by management;
- Assessing the reasonableness of key assumptions based on our knowledge of the business and industry and using valuation expert; and
- Checking the mathematical accuracy of value-in-use calculation in the management impairment assessment.

## INDEPENDENT AUDITORS' REPORT (continued)

### OTHER INFORMATION

The directors of the Company are responsible for the other information. The other information comprises the information included in the annual report, but does not include the consolidated financial statements and our auditors' report thereon.

Our opinion on the consolidated financial statements does not cover the other information and we do not express any form of assurance conclusion thereon.

In connection with our audit of the consolidated financial statements, our responsibility is to read the other information and, in doing so, consider whether the other information is materially inconsistent with the consolidated financial statements or our knowledge obtained in the audit or otherwise appears to be materially misstated. If, based on the work we have performed, we conclude that there is a material misstatement of this other information, we are required to report that fact. We have nothing to report in this regard.

### RESPONSIBILITIES OF DIRECTORS FOR THE CONSOLIDATED FINANCIAL STATEMENTS

The directors of the Company are responsible for the preparation of the consolidated financial statements that give a true and fair view in accordance with HKFRSs issued by the HKICPA and the disclosure requirements of the Hong Kong Companies Ordinance, and for such internal control as the directors determine is necessary to enable the preparation of consolidated financial statements that are free from material misstatement, whether due to fraud or error.

In preparing the consolidated financial statements, the directors are responsible for assessing the Group's ability to continue as a going concern, disclosing, as applicable, matters related to going concern and using the going concern basis of accounting unless the directors either intend to liquidate the Group or to cease operations, or have no realistic alternative but to do so.

The directors of the Company are assisted by the Audit Committee in discharging their responsibilities for overseeing the Group's financial reporting process.

### AUDITORS' RESPONSIBILITIES FOR THE AUDIT OF THE CONSOLIDATED FINANCIAL STATEMENTS

Our objectives are to obtain reasonable assurance about whether the consolidated financial statements as a whole are free from material misstatement, whether due to fraud or error, and to issue an auditors' report that includes our opinion. This report is made solely to you, as a body, and for no other purpose. We do not assume responsibility towards or accept liability to any other person for the contents of this report. Reasonable assurance is a high level of assurance, but is not a guarantee that an audit conducted in accordance with HKSA's will always detect a material misstatement when it exists. Misstatements can arise from fraud or error and are considered material if, individually or in the aggregate, they could reasonably be expected to influence the economic decisions of users taken on the basis of these consolidated financial statements.

As part of an audit in accordance with HKSA's, we exercise professional judgement and maintain professional skepticism throughout the audit. We also:

- Identify and assess the risks of material misstatement of the consolidated financial statements, whether due to fraud or error, design and perform audit procedures responsive to those risks, and obtain audit evidence that is sufficient and appropriate to provide a basis for our opinion. The risk of not detecting a material misstatement resulting from fraud is higher than for one resulting from error, as fraud may involve collusion, forgery, intentional omissions, misrepresentations, or the override of internal control.



## INDEPENDENT AUDITORS' REPORT (continued)

- Obtain an understanding of internal control relevant to the audit in order to design audit procedures that are appropriate in the circumstances, but not for the purpose of expressing an opinion on the effectiveness of the Group's internal control.
- Evaluate the appropriateness of accounting policies used and the reasonableness of accounting estimates and related disclosures made by the directors.
- Conclude on the appropriateness of the directors' use of the going concern basis of accounting and, based on the audit evidence obtained, whether a material uncertainty exists related to events or conditions that may cast significant doubt on the Group's ability to continue as a going concern. If we conclude that a material uncertainty exists, we are required to draw attention in our auditors' report to the related disclosures in the consolidated financial statements or, if such disclosures are inadequate, to modify our opinion. Our conclusions are based on the audit evidence obtained up to the date of our auditors' report. However, future events or conditions may cause the Group to cease to continue as a going concern.
- Evaluate the overall presentation, structure and content of the consolidated financial statements, including the disclosures, and whether the consolidated financial statements represent the underlying transactions and events in a manner that achieves fair presentation.
- Obtain sufficient appropriate audit evidence regarding the financial information of the entities or business activities within the Group to express an opinion on the consolidated financial statements. We are responsible for the direction, supervision and performance of the group audit. We remain solely responsible for our audit opinion.

We communicate with the Audit Committee regarding, among other matters, the planned scope and timing of the audit and significant audit findings, including any significant deficiencies in internal control that we identify during our audit.

We also provide the Audit Committee with a statement that we have complied with relevant ethical requirements regarding independence, and to communicate with them all relationships and other matters that may reasonably be thought to bear on our independence, and where applicable, actions taken to eliminate threats or safeguards applied.

From the matters communicated with the Audit Committee, we determine those matters that were of most significance in the audit of the consolidated financial statements of the current period and are therefore the key audit matters. We describe these matters in our auditors' report unless law or regulation precludes public disclosure about the matter or when, in extremely rare circumstances, we determine that a matter should not be communicated in our report because the adverse consequences of doing so would reasonably be expected to outweigh the public interest benefits of such communication.

The engagement director on the audit resulting in this independent auditors' report is Hui Chun Keung, David.

**HLB Hodgson Impey Cheng Limited**  
*Certified Public Accountants*

**Hui Chun Keung, David**  
Practising Certificate Number: P05447

Hong Kong, 24 March 2022

# CONSOLIDATED STATEMENT OF PROFIT OR LOSS AND OTHER COMPREHENSIVE INCOME

For the year ended 31 December 2021

	Notes	2021 RMB'000	2020 RMB'000
Revenue	5	<b>294,917</b>	260,735
Cost of sales		<b>(235,060)</b>	(185,824)
Gross profit		<b>59,857</b>	74,911
Other income and gains	6	<b>2,210</b>	1,189
Distribution and selling expenses		<b>(31,653)</b>	(25,487)
Administrative and other operating expenses		<b>(21,590)</b>	(20,030)
(Impairment)/reversal of impairment on financial assets		<b>(242)</b>	162
Impairment loss on non-financial assets	14	<b>(3,800)</b>	–
Finance costs	7	<b>(1,947)</b>	(2,191)
Profit before tax		<b>2,835</b>	28,554
Income tax expense	8	<b>(4,968)</b>	(4,997)
(Loss)/profit for the year	9	<b>(2,133)</b>	23,557
<b>Other comprehensive expense, net of income tax</b>			
<b>Items that may be reclassified subsequently to profit or loss:</b>			
Exchange differences on translating foreign operations		<b>(1,064)</b>	(1,085)
Other comprehensive expense for the year		<b>(1,064)</b>	(1,085)
Total comprehensive (expense)/income for the year		<b>(3,197)</b>	22,472
		<b>RMB cents</b>	RMB cents
<b>(Loss)/earnings per share</b>			
-Basic and diluted	13	<b>(0.3)</b>	2.9

Details of the dividends are disclosed in note 12 to the consolidated financial statements.

# CONSOLIDATED STATEMENT OF FINANCIAL POSITION

At 31 December 2021

	Notes	2021 RMB'000	2020 RMB'000
<b>Non-current assets</b>			
Property, plant and equipment	14	17,259	21,855
Right-of-use assets	15	17,152	20,244
Intangible assets	16	524	544
Deferred tax assets	22	6	1,414
		<b>34,941</b>	44,057
<b>Current assets</b>			
Inventories	17	79,697	52,361
Trade and other receivables	18	61,986	32,137
Tax recoverable		692	128
Cash and bank balances	19	25,590	52,114
		<b>167,965</b>	136,740
<b>Total assets</b>		<b>202,906</b>	180,797
<b>Current liabilities</b>			
Trade and other payables	20	61,046	33,262
Lease liabilities	21	3,985	3,284
Current tax liabilities		–	1,274
		<b>65,031</b>	37,820
<b>Net current assets</b>		<b>102,934</b>	98,920
<b>Total assets less current liabilities</b>		<b>137,875</b>	142,977
<b>Non-current liabilities</b>			
Lease liabilities	21	16,005	18,810
Deferred tax liabilities	22	3,161	2,261
		<b>19,166</b>	21,071
<b>Net assets</b>		<b>118,709</b>	121,906
<b>Capital and reserves</b>			
Equity attributable to owners of the Company			
Share capital	23	6,969	6,969
Reserves	24	111,740	114,937
<b>Total equity</b>		<b>118,709</b>	121,906

The consolidated financial statements were approved and authorised for issue by the board of directors on 24 March 2022 and signed on its behalf by:

**Ms. Yan Ping**  
Director

**Mr. Xiao Jiansheng**  
Director

# CONSOLIDATED STATEMENT OF CHANGES IN EQUITY

For the year ended 31 December 2021

	Share capital RMB'000	Share premium RMB'000 (Note 24)	Special reserve RMB'000 (Note 24)	Statutory reserve RMB'000 (Note 24)	Foreign currency translation reserve RMB'000 (Note 24)	Retained profits RMB'000	Total equity RMB'000
Balance at 1 January 2020	6,969	26,558	17,429	6,529	1,944	45,433	104,862
Profit for the year	–	–	–	–	–	23,557	23,557
Other comprehensive expense for the year	–	–	–	–	(1,085)	–	(1,085)
Total comprehensive (expense)/ income for the year	–	–	–	–	(1,085)	23,557	22,472
Dividends recognised as distribution (Note 12)	–	–	–	–	–	(5,428)	(5,428)
Statutory reserve appropriation	–	–	–	1,538	–	(1,538)	–
Balance at 31 December 2020	6,969	26,558	17,429	8,067	859	62,024	121,906
Loss for the year	–	–	–	–	–	(2,133)	(2,133)
Other comprehensive expense for the year	–	–	–	–	(1,064)	–	(1,064)
Total comprehensive expense for the year	–	–	–	–	(1,064)	(2,133)	(3,197)
Statutory reserve appropriation	–	–	–	1,500	–	(1,500)	–
<b>Balance at 31 December 2021</b>	<b>6,969</b>	<b>26,558</b>	<b>17,429</b>	<b>9,567</b>	<b>(205)</b>	<b>58,391</b>	<b>118,709</b>



# CONSOLIDATED STATEMENT OF CASH FLOWS

For the year ended 31 December 2021

	2021 RMB'000	2020 RMB'000
<b>Cash flows from operating activities</b>		
Profit before tax	2,835	28,554
Adjustments for:		
Depreciation of property, plant and equipment	2,465	1,638
Depreciation of right-of-use assets	4,190	3,815
Amortisation of intangible assets	112	108
Interest income	(78)	(86)
Write-down of inventories	710	1,953
Finance costs	1,947	2,191
Impairment/(reversal of impairment) on financial assets	242	(162)
Impairment loss on non-financial assets	3,800	–
(Gain)/loss on disposal of property, plant and equipment, net	(530)	1
Movements in working capital	15,693	38,012
Increase in inventories	(28,046)	(17,798)
(Increase)/decrease in trade and other receivables	(30,091)	19,404
Increase in trade and other payables	27,784	1,728
Cash (used in)/generated from operations	(14,660)	41,346
Income taxes paid	(4,486)	(6,720)
<b>Net cash (used in)/generated by operating activities</b>	<b>(19,146)</b>	<b>34,626</b>
<b>Cash flows from investing activities</b>		
Interest received	78	86
Payments for property, plant and equipment	(1,792)	(15,225)
Proceeds from disposal of property, plant and equipment	964	4
Payments for intangible assets	(92)	(92)
<b>Net cash used in investing activities</b>	<b>(842)</b>	<b>(15,227)</b>
<b>Cash flows from financing activities</b>		
Capital element on lease liabilities	(3,506)	(3,003)
Interest element on lease liabilities	(1,947)	(2,191)
Dividends paid	–	(5,428)
<b>Net cash used in financing activities</b>	<b>(5,453)</b>	<b>(10,622)</b>
<b>Net (decrease)/increase in cash and cash equivalents</b>	<b>(25,441)</b>	<b>8,777</b>
<b>Cash and cash equivalents at the beginning of year</b>	<b>52,114</b>	<b>44,447</b>
Effect of foreign exchange rate changes, net	(1,083)	(1,110)
<b>Cash and cash equivalents at the end of year</b>	<b>25,590</b>	<b>52,114</b>

# NOTES TO THE CONSOLIDATED FINANCIAL STATEMENTS

For the year ended 31 December 2021

## 1. GENERAL INFORMATION

China Oral Industry Group Holdings Limited (formerly known as Alpha Era International Holdings Limited) (the “Company”) was incorporated in the Cayman Islands under the Companies Act of the Cayman Islands as an exempted company with limited liability on 3 November 2015.

The shares of the Company have been listed on GEM of The Stock Exchange of Hong Kong Limited (the “Stock Exchange”) with effect from 7 December 2017.

Pursuant to the special resolution passed by the shareholders of the Company at the extraordinary general meeting of the Company held on 28 February 2022, the English name and the dual foreign name in Chinese of the Company changed from “Alpha Era International Holdings Limited” to “China Oral Industry Group Holdings Limited” and from “合寶豐年控股有限公司” to “中國口腔產業集團控股有限公司”. On 28 February 2022, the certificate of incorporation on change of name of the Company was issued by the Registrar of Companies in the Cayman Islands and the certificate of registration of alteration of name of registered non-Hong Kong company was issued by the Registrar of Companies in Hong Kong on 18 March 2022.

Its ultimate controlling party is Ms. Yan Ping, who is also the chairlady and executive director of the Company.

The addresses of the registered office and the principal place of business of the Company are Wingward 3, Regatta Office Park, P.O. Box 1350, Grand Cayman, KY1-1108, Cayman Islands and Suite 1812E, 18/F, Tower 2, Lippo Centre, 89 Queensway, Admiralty, Hong Kong, respectively.

The Company is an investment holding company. The Company and its subsidiaries (collectively, the “Group”) is principally engaged in the manufacturing and sales of inflatable products and related accessories.

Items included in the financial statements of each of the Group’s subsidiaries are measured using the currency of the primary economic environment in which the respective entity operates (the “functional currency”). The functional currency of the Company is Hong Kong dollars (“HK\$”). The consolidated financial statements are presented in Renminbi (“RMB”), rounded to the nearest thousand, which is different from the functional currency of the Company as the Group’s dominated operations are substantially based in the People’s Republic of China (the “PRC”).

## 2. APPLICATION OF NEW AND AMENDMENTS TO HONG KONG FINANCIAL REPORTING STANDARDS (“HKFRSs”)

### New and amendments to HKFRSs that are mandatorily effective for the current year

In the current year, the Group has applied the following amendments to HKFRSs issued by the Hong Kong Institute of Certified Public Accountants (“HKICPA”) for the first time, which are mandatorily effective for the annual periods beginning on or after 1 January 2021 for the preparation of the consolidated financial statements:

Amendments to HKFRS 16

Amendments to HKFRS 9, HKAS 39, HKFRS 7, HKFRS 4  
and HKFRS 16

*Covid-19-Related Rent Concessions*

*Interest Rate Benchmark Reform – Phase 2*

The application of the amendments to HKFRSs in the current year had no material impact on the Group’s financial performance and positions for the current and prior years and/or on the disclosures set out in these consolidated financial statements.

# NOTES TO THE CONSOLIDATED FINANCIAL STATEMENTS (continued)

For the year ended 31 December 2021

## 2. APPLICATION OF NEW AND AMENDMENTS TO HONG KONG FINANCIAL REPORTING STANDARDS (“HKFRSs”) (Continued)

### New and amendments to HKFRSs in issue but not yet effective

The Group has not early applied the following new and amendments to HKFRSs that have been issued but are not yet effective:

HKFRS 17	<i>Insurance Contracts and the related Amendments</i> <sup>3</sup>
Amendments to HKFRS 17	<i>Initial Application of HKFRS 17 and HKFRS 9 – Comparative Information</i> <sup>3</sup>
Amendments to HKFRS 3	<i>Reference to the Conceptual Framework</i> <sup>2</sup>
Amendments to HKFRS 10 and HKAS 28	<i>Sale or Contribution of Assets between an Investor and its Associate or Joint Venture</i> <sup>4</sup>
Amendments to HKFRS 16	<i>Covid-19-Related Rent Concessions beyond 30 June 2021</i> <sup>1</sup>
Amendments to HKAS 1	<i>Classification of Liabilities as Current or Non-current and related amendments to Hong Kong Interpretation 5 (2020)</i> <sup>3</sup>
Amendments to HKAS 1 and HKFRS Practice Standard 2	<i>Disclosure of Accounting Policies</i> <sup>3</sup>
Amendments to HKAS 8	<i>Definition of Accounting Estimates</i> <sup>3</sup>
Amendments to HKAS 12	<i>Deferred Tax related To Assets and Liabilities arising from a Single Transaction</i> <sup>3</sup>
Amendments to HKAS 16	<i>Property, Plant and Equipment – Proceeds before Intended Use</i> <sup>2</sup>
Amendments to HKAS 37	<i>Onerous Contracts – Cost of Fulfilling a Contract</i> <sup>2</sup>
Amendments to HKFRSs	<i>Annual Improvements to HKFRSs 2018 – 2020</i> <sup>2</sup>

<sup>1</sup> Effective for annual periods beginning on or after 1 April 2021.

<sup>2</sup> Effective for annual periods beginning on or after 1 January 2022.

<sup>3</sup> Effective for annual periods beginning on or after 1 January 2023.

<sup>4</sup> Effective for annual periods beginning on or after a date to be determined.

Except for the new and amendments to HKFRSs mentioned below, the directors of the Company anticipate that the application of all other new and amendments to HKFRSs will have no material impact on the consolidated financial statements in the foreseeable future.

# NOTES TO THE CONSOLIDATED FINANCIAL STATEMENTS <sup>(continued)</sup>

For the year ended 31 December 2021

## 2. APPLICATION OF NEW AND AMENDMENTS TO HONG KONG FINANCIAL REPORTING STANDARDS (“HKFRSs”) (Continued)

### New and amendments to HKFRSs in issue but not yet effective (Continued)

#### **Amendments to HKAS 1 *Classification of Liabilities as Current or Non-current* and related amendments to Hong Kong Interpretation 5 (2020)**

The amendments provide clarification and additional guidance on the assessment of right to defer settlement for at least twelve months from reporting date for classification of liabilities as current or non-current, which:

- specify that the classification of liabilities as current or non-current should be based on rights that are in existence at the end of the reporting period. Specifically, the amendments clarify that:
  - (i) the classification should not be affected by management intentions or expectations to settle the liability within 12 months; and
  - (ii) if the right is conditional on the compliance with covenants, the right exists if the conditions are met at the end of the reporting period, even if the lender does not test compliance until a later date; and
- clarify that if a liability has terms that could, at the option of the counterparty, result in its settlement by the transfer of the entity's own equity instruments, these terms do not affect its classification as current or non-current only if the entity recognises the option separately as an equity instrument applying HKAS 32 *Financial Instruments: Presentation*.

In addition, Hong Kong Interpretation 5 was revised as a consequence of the Amendments to HKAS 1 to align the corresponding wordings with no change in conclusion.

Based on the Group's outstanding liabilities as at 31 December 2021, the application of the amendments will not result in reclassification of the Group's liabilities.

#### **Amendments to HKAS 1 and HKFRS Practice Statement 2 *Disclosure of Accounting Policies***

HKAS 1 is amended to replace all instances of the term “significant accounting policies” with “material accounting policy information”. Accounting policy information is material if, when considered together with other information included in an entity's financial statements, it can reasonably be expected to influence decisions that the primary users of general purpose financial statements make on the basis of those financial statements.

The amendments also clarify that accounting policy information may be material because of the nature of the related transactions, other events or conditions, even if the amounts are immaterial. However, not all accounting policy information relating to material transactions, other events or conditions is itself material. If an entity chooses to disclose immaterial accounting policy information, such information must not obscure material accounting policy information.

HKFRS Practice Statement 2 *Making Materiality Judgements* (the “Practice Statement”) is also amended to illustrate how an entity applies the “four-step materiality process” to accounting policy disclosures and to judge whether information about an accounting policy is material to its financial statements. Guidance and examples are added to the Practice Statement.

The application of the amendments is not expected to have significant impact on the financial position or performance of the Group but may affect the disclosures of the Group's significant accounting policies.



# NOTES TO THE CONSOLIDATED FINANCIAL STATEMENTS (continued)

For the year ended 31 December 2021

## 2. APPLICATION OF NEW AND AMENDMENTS TO HONG KONG FINANCIAL REPORTING STANDARDS (“HKFRSs”) (Continued)

### New and amendments to HKFRSs in issue but not yet effective (Continued)

#### Amendments to HKAS 8 *Definition of Accounting Estimates*

The amendments define accounting estimates as “monetary amounts in financial statements that are subject to measurement uncertainty”. An accounting policy may require items in financial statements to be measured in a way that involves measurement uncertainty – that is, the accounting policy may require such items to be measured at monetary amounts that cannot be observed directly and must instead be estimated. In such a case, an entity develops an accounting estimate to achieve the objective set out by the accounting policy. Developing accounting estimates involves the use of judgements or assumptions based on the latest available, reliable information.

In addition, the concept of changes in accounting estimates in HKAS 8 is retained with additional clarifications.

The application of the amendments is not expected to have significant impact on the Group’s consolidated financial statements.

## 3. BASIS OF PREPARATION OF CONSOLIDATED FINANCIAL STATEMENTS AND SIGNIFICANT ACCOUNTING POLICIES

### 3.1 Basis of preparation of consolidated financial statements

The consolidated financial statements have been prepared in accordance with HKFRSs issued by the HKICPA. For the purpose of preparation of the consolidated financial statements, information is considered material if such information is reasonably expected to influence decisions made by primary users. In addition, the consolidated financial statements include applicable disclosures required by the Rules Governing the Listing of Securities on GEM of the Stock Exchange and by the Hong Kong Companies Ordinance.

The consolidated financial statements have been prepared on the historical cost basis.

Historical cost is generally based on the fair value of the consideration given in exchange for goods and services.

Fair value is the price that would be received to sell an asset or paid to transfer a liability in an orderly transaction between market participants at the measurement date, regardless of whether that price is directly observable or estimated using another valuation technique. In estimating the fair value of an asset or a liability, the Group takes into account the characteristics of the asset or liability if market participants would take those characteristics into account when pricing the asset or liability at the measurement date. Fair value for measurement and/or disclosure purposes in these consolidated financial statements is determined on such a basis, except for share-based payment transactions that are within the scope of HKFRS 2 *Share-based Payment*, leasing transactions that are within the scope of HKFRS 16, and measurements that have some similarities to fair value but are not fair value, such as net realisable value in HKAS 2 *Inventories* or value in use in HKAS 36 *Impairment of Assets*.

# NOTES TO THE CONSOLIDATED FINANCIAL STATEMENTS (continued)

For the year ended 31 December 2021

## 3. BASIS OF PREPARATION OF CONSOLIDATED FINANCIAL STATEMENTS AND SIGNIFICANT ACCOUNTING POLICIES (Continued)

### 3.1 Basis of preparation of consolidated financial statements (Continued)

In addition, for financial reporting purposes, fair value measurements are categorised into Level 1, 2 or 3 based on the degree to which the inputs to the fair value measurements are observable and the significance of the inputs to the fair value measurement in its entirety, which are described as follows:

- Level 1 inputs are quoted prices (unadjusted) in active markets for identical assets or liabilities that the entity can access at the measurement date;
- Level 2 inputs are inputs, other than quoted prices included within Level 1, that are observable for the asset or liability, either directly or indirectly; and
- Level 3 inputs are unobservable inputs for the asset or liability.

### 3.2 Significant accounting policies

#### ***Basis of consolidation***

The consolidated financial statements incorporate the financial statements of the Company and entities controlled by the Company and its subsidiaries. Control is achieved when the Company:

- has power over the investee;
- is exposed, or has rights, to variable returns from its involvement with the investee; and
- has the ability to use its power to affect its returns.

The Group reassesses whether or not it controls an investee if facts and circumstances indicate that there are changes to one or more of the three elements of control listed above.

Consolidation of a subsidiary begins when the Group obtains control over the subsidiary and ceases when the Group loses control of the subsidiary. Specifically, income and expenses of a subsidiary acquired or disposed of during the year are included in the consolidated statement of profit or loss and other comprehensive income from the date the Group gains control until the date when the Group ceases to control the subsidiary.

When necessary, adjustments are made to the financial statements of subsidiaries to bring their accounting policies into line with the Group's accounting policies.

All intragroup assets and liabilities, equity, income, expenses and cash flows relating to transactions between members of the Group are eliminated in full on consolidation.

#### ***Revenue from contracts with customer***

The Group recognises revenue when (or as) a performance obligation is satisfied, i.e. when "control" of the goods or services underlying the particular performance obligation is transferred to customers.

A performance obligation represents a good and service (or a bundle of goods or services) that is distinct or a series of distinct goods or services that are substantially the same.

# NOTES TO THE CONSOLIDATED FINANCIAL STATEMENTS (continued)

For the year ended 31 December 2021

## 3. BASIS OF PREPARATION OF CONSOLIDATED FINANCIAL STATEMENTS AND SIGNIFICANT ACCOUNTING POLICIES (Continued)

### 3.2 Significant accounting policies (Continued)

#### *Revenue from contracts with customer (Continued)*

Control of the goods or service may be transferred over time or at a point in time. Revenue is recognised over time by reference to the progress towards complete satisfaction of the relevant performance obligation if one of the following criteria is met:

- the customer simultaneously receives and consumes the benefits provided by the Group's performance as the Group performs;
- the Group's performance creates and enhances an asset that the customer controls as the Group performs; or
- the Group's performance does not create an asset with an alternative use to the Group and the Group has an enforceable right to payment for performance completed to date.

Otherwise, revenue is recognised at a point in time when the customer obtains control of distinct good or service.

A contract asset represents the Group's right to consideration in exchange for goods or services that the Group has transferred to a customer that is not yet unconditional. It is assessed for impairment in accordance with HKFRS 9. In contrast, a receivable represents the Group's unconditional right to consideration, i.e. only the passage of time is required before payment of that consideration is due.

A contract liability represents the Group's obligation to transfer goods or services to a customer for which the Group has received consideration (or an amount of consideration is due) from the customer.

A contract asset and a contract liability relating to a contract are accounted for and presented on a net basis.

The Group recognises revenue from the following goods and services:

#### *(i) Sales of goods*

The Group manufactures and sells inflatable products and related accessories. Revenue is recognised when the control of the products is considered to have been transferred to the customers.

Revenue from the sales of products is recognised when control of the products has transferred, being at the point the products are delivered to the customers and the customers have full discretions to sell the products and no unfulfilled obligation that could affect the customer's acceptance of the products.

Revenue from these sales is recognised based on the price specified in the contract, net of returns and value added taxes.

A receivable is recognised when the goods are delivered as this is the point in time that the consideration is unconditional because only the passage of time is required before the payment is due.

# NOTES TO THE CONSOLIDATED FINANCIAL STATEMENTS (continued)

For the year ended 31 December 2021

## 3. BASIS OF PREPARATION OF CONSOLIDATED FINANCIAL STATEMENTS AND SIGNIFICANT ACCOUNTING POLICIES (Continued)

### 3.2 Significant accounting policies (Continued)

#### *Revenue from contracts with customer (Continued)*

##### *(i) Sales of goods (Continued)*

A contract liability is recognised when a customer pays consideration, or is contractually required to pay consideration and the amount is already due, before the Group recognises the related revenue. The Group recognised its contract liabilities under trade and other payables as receipt in advance from customers in the consolidated statement of financial position.

##### *(ii) Provision of sub-contracting services*

Revenue from providing services is recognised in the accounting period in which the services are rendered.

Revenue from provision of sub-contracting services is recognised based on the actual service provided.

#### **Leases**

##### *Definition of a lease*

A contract is, or contains, a lease if the contract conveys the right to control the use of an identified asset for a period of time in exchange for consideration.

For contracts entered into or modified on or after the date of initial application or arising from business combinations, the Group assess whether a contract is or contains a lease based on the definition under HKFRS 16 at inception, modification date or acquisition date, as appropriate. Such contract will not be reassessed unless the terms and conditions of the contract are subsequently changed. As a practical expedient, leases with similar characteristics are accounted on a portfolio basis when the group reasonably expects that the effects on the consolidated financial statements would not differ materially from individual leases within the portfolio.

##### *The Group as a lessee*

Short-term leases and leases of low-value assets

The Group apply the short-term lease recognition exemption to leases that have a lease term of 12 months or less from the commencement date and do not contain a purchase option. It also applies the recognition exemption for lease of low-value assets. Lease payments on a short-term leases and leases of low-value assets are recognised as expense on a straight-line basis or another systematic basis over the lease term.



# NOTES TO THE CONSOLIDATED FINANCIAL STATEMENTS (continued)

For the year ended 31 December 2021

## 3. BASIS OF PREPARATION OF CONSOLIDATED FINANCIAL STATEMENTS AND SIGNIFICANT ACCOUNTING POLICIES (Continued)

### 3.2 Significant accounting policies (Continued)

#### *Leases (Continued)*

##### *The Group as a lessee (Continued)*

##### Right-of-use assets

The cost of right-of-use asset includes:

- the amount of the initial measurement of the lease liability;
- any lease payments made at or before the commencement date less any lease incentive received;
- any initial direct costs incurred by the Groups; and
- an estimate of costs to be incurred by the Groups in dismantling and removing the underlying assets, restoring the site on which it is located or restoring the underlying asset to the condition required by the terms and conditions of the lease.

Right-of-use assets in which the Group is reasonably certain to obtain ownership of the underlying leased assets at the end of the lease term are depreciated from commencement date to the end of the useful life. Otherwise, right-of-use assets are depreciated on a straight-line basis over the shorter of its estimated useful life and the lease term.

The Group presents right-of-use assets as a separate line item on the consolidated statement of financial position.

##### Lease liabilities

At the commencement date of a lease, the Group recognises and measures the lease liability at the present value of lease payments that are unpaid at that date. In calculating the present value of lease payments, the Group uses the incremental borrowing rate at the lease commencement date if the interest rate implicit in the lease is not readily determinable.

The lease payments include:

- fixed payment (including in-substance fixed payments) less any lease incentives receivables;
- variable lease payments that depend on an index or a rate, initially measured using the index or rate as at the commencement date;
- amounts expected to be payable by the Group under residual value guarantees;
- the exercise price of an option if the Group is reasonably certain to exercise the option; and
- payments of penalties for terminating a lease, if the lease term reflects the Group exercising an option to terminate the lease.

# NOTES TO THE CONSOLIDATED FINANCIAL STATEMENTS <sup>(continued)</sup>

For the year ended 31 December 2021

## 3. BASIS OF PREPARATION OF CONSOLIDATED FINANCIAL STATEMENTS AND SIGNIFICANT ACCOUNTING POLICIES (Continued)

### 3.2 Significant accounting policies (Continued)

#### *Leases (Continued)*

##### *The Group as a lessee (Continued)*

##### Lease liabilities (Continued)

After the commencement date, lease liabilities are adjusted by interest accretion and lease payments.

The Group remeasures lease liabilities (and makes a corresponding adjustment to the related right-of-use assets) whenever:

- the lease term has changed or there is a change in the assessment of exercise of a purchase option, in which case the related lease liability is remeasured by discounting the revised lease payments using a revised discount rate at the date of reassessment.
- The lease payments change due to changes in market rental rates following a market rent review/ expected payment under a guaranteed residual value, in which cases the related lease liability is remeasured by discounting the revised lease payments using the initial discount rate.

The Group presents lease liabilities as a separate line item on the consolidated statement of financial position.

##### Lease modifications

The Group accounts for a lease modification as a separate lease if:

- the modification increases the scope of the lease by adding the right to use one or more underlying assets; and
- the consideration for the leases increases by an amount commensurate with the stand-alone price for the increase in scope and any appropriate adjustments to that stand-alone price to reflect the circumstances of the particular contract.

For a lease modification that is not accounted for as a separate lease, the Group remeasures the lease liability based on the lease term of the modified lease by discounting the revised lease payments using a revised discount at the effective date of the modification.

The Group accounts for the remeasurement of lease liabilities by making corresponding adjustments to the relevant right-of-use asset. When the modified contract contains a lease component and one or more additional lease or non-lease components, the Group allocates the consideration in the modified contract to each lease component on the basis of the relative stand-alone price of the lease component and the aggregate stand-alone price of the non-lease components.

# NOTES TO THE CONSOLIDATED FINANCIAL STATEMENTS (continued)

For the year ended 31 December 2021

## 3. BASIS OF PREPARATION OF CONSOLIDATED FINANCIAL STATEMENTS AND SIGNIFICANT ACCOUNTING POLICIES (Continued)

### 3.2 Significant accounting policies (Continued)

#### *Leases (Continued)*

##### *The Group as a lessor*

##### Classification and measurement of leases

Leases for which the Group is a lessor are classified as finance or operating leases. Whenever the terms of the lease transfer substantially all the risks and rewards incidental to ownership of an underlying asset to the lessee, the contract is classified as a finance lease. All other leases are classified as operating leases.

Amounts due from lessees under finance leases are recognised as receivables at commencement date at amounts equal to net investments in the leases, measured using the interest rate implicit in the respective leases. Interest income is allocated to accounting periods so as to reflect a constant periodic rate of return on the Group's net investment outstanding in respect of the leases.

Rental income from operating leases is recognised in profit or loss on a straight-line basis over the term of the relevant lease. Initial direct costs incurred in negotiating and arranging an operating lease are added to the carrying amount of the leased asset, and such costs are recognised as an expense on a straight-line basis over the lease term except for investment properties measured under fair value model.

##### Lease modification

Changes in considerations of lease contracts that were not part of the original terms and conditions are accounted for as lease modifications, including lease incentives provided through forgiveness or reduction of rentals.

##### (i) Operating leases

The Group accounts for a modification to an operating lease as a new lease from the effective date of the modification, considering any prepaid or accrued lease payments relating to the original lease as part of the lease payments for the new lease.

##### (ii) Finance leases

The Group accounts for a change in the lease payments of a finance lease as a lease modification, that is not accounted for as a separate lease, in accordance with the requirements of HKFRS 9. If the change represents a substantial modification, the finance lease receivables of the original lease are derecognised and a derecognition gain or loss calculated using the revised lease payments discounted at the revised discount rate is recognised in profit or loss on the date of the modification. If the change does not represent a substantial modification, the Group continues to recognise the finance lease receivables in which such carrying amount will be calculated at the present value of the modified contractual cash flows discounted at the related receivables' original discount rate. Any adjustment to the carrying amount is recognised in profit or loss at the effective date of modification.

# NOTES TO THE CONSOLIDATED FINANCIAL STATEMENTS (continued)

For the year ended 31 December 2021

## 3. BASIS OF PREPARATION OF CONSOLIDATED FINANCIAL STATEMENTS AND SIGNIFICANT ACCOUNTING POLICIES (Continued)

### 3.2 Significant accounting policies (Continued)

#### *Foreign currencies*

In preparing the financial statements of each individual group entity, transactions in currencies other than the functional currency of that entity (foreign currencies) are recognised at the rates of exchanges prevailing on the dates of the transactions. At the end of the reporting period, monetary items denominated in foreign currencies are retranslated at the rates prevailing at that date. Non-monetary items carried at fair value that are denominated in foreign currencies are retranslated at the rates prevailing at the date when the fair value was determined. Non-monetary items that are measured in terms of historical cost in a foreign currency are not retranslated.

Exchange differences on monetary items are recognised in profit or loss in the period in which they arise, except for exchange differences on monetary items receivable from or payable to a foreign operation for which settlement is neither planned nor likely to occur (therefore forming part of the net investment in the foreign operation), which are recognised initially in other comprehensive income and reclassified from equity to profit or loss on disposal.

For the purpose of presenting consolidated financial statements, the assets and liabilities of the Group's operations are translated into the presentation currency of the Group (i.e. RMB) using exchange rates prevailing at the end of each reporting period. Income and expense items are translated at the average exchange rate for the period, unless exchange rates fluctuate significantly during that period, in which case the exchange rates at the dates of the transactions are used. Exchange differences arising, if any, are recognised in other comprehensive income and accumulated in equity under the heading of foreign currency translation reserve (attributed to non-controlling interests as appropriate).

On the disposal of a foreign operation (that is a disposal of the Group's entire interest in a foreign operation, or a disposal involving loss of control over a subsidiary that includes a foreign operation, or a partial disposal of an interest in a joint arrangement or an associate that includes a foreign operation of which the retained interest becomes a financial asset), all of the exchange differences accumulated in equity in respect of that operation attributable to the owners of the Company are reclassified to profit or loss.

In addition, in relation to a partial disposal of a subsidiary that includes a foreign operation that does not result in the Group losing control over the subsidiary, the proportionate share of accumulated exchange differences are re-attributed to non-controlling interests and are not recognised in profit or loss. For all other partial disposals (i.e. partial disposals of associates or joint arrangements that do not result in the Group losing significant influence or joint control), the proportionate share of the accumulated exchange differences is reclassified to profit or loss.

#### *Borrowing costs*

Borrowing costs directly attributable to the acquisition, construction or production of qualifying assets, which are assets that necessarily take a substantial period of time to get ready for their intended use or sale, are added to the cost of those assets until such time as the assets are substantially ready for their intended use of sale.

All other borrowing costs are recognised in profit or loss in the period in which they are incurred.



# NOTES TO THE CONSOLIDATED FINANCIAL STATEMENTS (continued)

For the year ended 31 December 2021

## 3. BASIS OF PREPARATION OF CONSOLIDATED FINANCIAL STATEMENTS AND SIGNIFICANT ACCOUNTING POLICIES (Continued)

### 3.2 Significant accounting policies (Continued)

#### *Government grants*

Government grants are not recognised until there is reasonable assurance that the Group will comply with the conditions attaching to them and that the grants will be received.

Government grants are recognised in profit or loss on a systematic basis over the periods in which the Group recognises as expenses the related costs for which the grants are intended to compensate. Specifically, government grants whose primary condition is that the Group should purchase, construct or otherwise acquire non-current assets are recognised as deferred revenue in the consolidated statement of financial position and transferred to profit or loss on a systematic and rational basis over the useful lives of the related assets.

Government grants that are receivable as compensation for expenses or losses already incurred or for the purpose of giving immediate financial support to the Group with no future related costs are recognised in profit or loss in the period in which they become receivable.

#### *Retirement benefit costs*

Payments to the defined contribution benefit plans are recognised as an expense when employees have rendered services entitling them to the contributions.

Obligations for contributions to retirement plans, including contributions payable under the Hong Kong Provident Fund Schemes Ordinance and the PRC central pension scheme, are recognised as an expense in profit or loss as incurred.

#### *Short-term employee benefits*

Short-term employee benefits are recognised at the undiscounted amount of the benefits expected to be paid as and when employees rendered the services. All short-term employee benefits are recognised as an expense unless another HKFRS requires or permits the inclusion of the benefit in the cost of an asset.

A liability is recognised for benefits accruing to employees after deducting any amount already paid.

#### *Taxation*

Income tax expense represents the sum of the tax currently payable and deferred tax.

The tax currently payable is based on taxable profit for the year. Taxable profit differs from profit before tax as reported in the consolidated statement of profit or loss and other comprehensive income because of items of income or expense that are taxable or deductible in other years and items that are never taxable or deductible. The Group's liability for current tax is calculated using tax rates that have been enacted or substantively enacted by the end of the reporting period.

# NOTES TO THE CONSOLIDATED FINANCIAL STATEMENTS (continued)

For the year ended 31 December 2021

## 3. BASIS OF PREPARATION OF CONSOLIDATED FINANCIAL STATEMENTS AND SIGNIFICANT ACCOUNTING POLICIES (Continued)

### 3.2 Significant accounting policies (Continued)

#### *Taxation (Continued)*

Deferred tax is recognised on temporary differences between the carrying amounts of assets and liabilities in the consolidated financial statements and the corresponding tax bases used in the computation of taxable profit. Deferred tax liabilities are generally recognised for all taxable temporary differences. Deferred tax assets are generally recognised for all deductible temporary differences to the extent that it is probable that taxable profits will be available against which those deductible temporary differences can be utilised. Such deferred tax assets and liabilities are not recognised if the temporary difference arises from the initial recognition (other than in a business combination) of other assets and liabilities in a transaction that affects neither the taxable profit nor the accounting profit.

Deferred tax liabilities are recognised for taxable temporary differences associated with investments in subsidiaries, except where the Group is able to control the reversal of the temporary difference and it is probable that the temporary difference will not reverse in the foreseeable future. Deferred tax assets arising from deductible temporary differences associated with such investments are only recognised to the extent that it is probable that there will be sufficient taxable profits against which to utilise the benefits of the temporary differences and they are expected to reverse in the foreseeable future.

The carrying amount of deferred tax assets is reviewed at the end of each reporting period and reduced to the extent that it is no longer probable that sufficient taxable profits will be available to allow all or part of the asset to be recovered.

Deferred tax assets and liabilities are measured at the tax rates that are expected to apply in the period in which the liability is settled or the asset realised, based on tax rates (and tax laws) that have been enacted or substantively enacted by the end of each of the reporting period.

The measurement of deferred tax liabilities and assets reflects the tax consequences that would follow from the manner in which the Group expects, at the end of the reporting period, to recover or settle the carrying amount of its assets and liabilities.

Deferred tax assets and liabilities are offset when there is a legally enforceable right to set off current tax assets against current tax liabilities and when they relate to income taxes levied by the same taxation authority and the Company intends to settle its current tax assets and liabilities on a net basis.

Current and deferred tax are recognised in profit or loss, except when they relate to items that are recognised in other comprehensive income or directly in equity, in which case, the current and deferred tax are also recognised in other comprehensive income or directly in equity respectively.

# NOTES TO THE CONSOLIDATED FINANCIAL STATEMENTS (continued)

For the year ended 31 December 2021

## 3. BASIS OF PREPARATION OF CONSOLIDATED FINANCIAL STATEMENTS AND SIGNIFICANT ACCOUNTING POLICIES (Continued)

### 3.2 Significant accounting policies (Continued)

#### *Property, plant and equipment*

Property, plant and equipment are tangible assets that are held for use in the production or supply of goods or services, or for administrative purposes. Property, plant and equipment are stated in the consolidated statement of financial position at cost, less subsequent accumulated depreciation and subsequent accumulated impairment losses, if any.

Property, plant and equipment in the course of construction for production, supply or administrative purposes are carried at cost, less any recognised impairment loss. Costs include any costs directly attributable to bring the assets to the location and condition necessary for it to be capable of operating in the manner intended by the management and, for qualifying assets, borrowing costs capitalised in accordance with Group's accounting policy. Depreciation of these assets, on the same basis as other property assets, commences when the assets are ready for their intended use.

Depreciation is recognised so as to write off the cost of assets less their residual values over their estimated useful lives, using the straight-line method. The estimated useful lives, residual values and depreciation method are reviewed at the end of each reporting period, with the effect of any changes in estimate accounted for on a prospective basis.

An item of property, plant and equipment is derecognised upon disposal or when no future economic benefits are expected to arise from the continued use of the asset. Any gain or loss arising on the disposal or retirement of an item of property, plant and equipment is determined as the difference between the sales proceeds and the carrying amount of the asset and is recognised in profit or loss.

#### *Intangible assets*

##### *Intangible assets acquired separately*

Intangible assets with finite useful lives that are acquired separately are carried at cost less accumulated amortisation and accumulated impairment losses. Amortisation is recognised on a straight-line basis over their estimated useful lives. The estimated useful life and amortisation method are reviewed at the end of each reporting period, with the effect of any changes in estimate being accounted for on a prospective basis. Intangible assets with indefinite useful lives that are acquired separately are carried at cost less accumulated impairment losses.

An intangible asset is derecognised on disposal, or when no future economic benefits are expected from use or disposal. Gains and losses arising from derecognition of an intangible asset, measured as the difference between the net disposal proceeds and the carrying amount of the asset, are recognised in profit or loss when the asset is derecognised.

# NOTES TO THE CONSOLIDATED FINANCIAL STATEMENTS (continued)

For the year ended 31 December 2021

## 3. BASIS OF PREPARATION OF CONSOLIDATED FINANCIAL STATEMENTS AND SIGNIFICANT ACCOUNTING POLICIES (Continued)

### 3.2 Significant accounting policies (Continued)

#### *Impairment on property, plant and equipment, right-of-use assets and intangible assets*

At the end of each reporting period, the Group reviews the carrying amounts of its property, plant and equipment, right-of-use assets, and intangible assets with finite useful lives to determine whether there is any indication that those assets have suffered an impairment loss. If any such indication exists, the recoverable amount of the relevant asset is estimated in order to determine the extent of the impairment loss (if any).

The recoverable amount of property, plant and equipment, right-of-use assets, and intangible assets are estimated individually. When it is not possible to estimate the recoverable amount of an asset individually, the Group estimates the recoverable amount of the cash-generating unit to which the asset belongs.

In testing a cash-generating unit for impairment, corporate assets are allocated to the relevant cash-generating unit when a reasonable and consistent basis of allocation can be established, or otherwise they are allocated to the smallest group of cash generating units for which a reasonable and consistent allocation basis can be established. The recoverable amount is determined for the cash-generating unit or group of cash-generating units to which the corporate asset belongs, and is compared with the carrying amount of the relevant cash-generating unit or group of cash-generating units.

Recoverable amount is the higher of fair value less costs of disposal and value in use. In assessing value in use, the estimated future cash flows are discounted to their present value using a pre-tax discount rate that reflects current market assessments of the time value of money and the risks specific to the asset (or a cash generating-unit) for which the estimates of future cash flows have not been adjusted.

If the recoverable amount of an asset (or a cash-generating unit) is estimated to be less than its carrying amount, the carrying amount of the asset (or cash-generating unit) is reduced to its recoverable amount. For corporate assets or portion of corporate assets which cannot be allocated on a reasonable and consistent basis to a cash-generating unit, the Group compares the carrying amount of a group of cash-generating units, including carrying amounts of the corporate assets or portion of corporate assets allocated to that group of cash-generating units, with the recoverable amount of the group of cash-generating units. In allocating the impairment loss, the impairment loss is allocated first to reduce the carrying amount of any goodwill (if applicable) and then to the other assets on a pro-rata basis based on the carrying amount of each assets in the unit or the group of cash-generating units. The carrying amount of an asset is not reduced below the highest of its fair value less costs of disposal (if measurable), its value in use (if determinable) and zero. The amount of the impairment loss that would otherwise have been allocated to the asset is allocated pro rata to the other assets of the unit or the group of cash-generating units. An impairment loss is recognised immediately in profit or loss.

Where an impairment loss subsequently reverses, the carrying amount of the asset (or cash-generating unit or a group of cash-generating units) is increased to the revised estimate of its recoverable amount, but so that the increased carrying amount does not exceed the carrying amount that would have been determined had no impairment loss been recognised for the asset (or cash-generating unit or a group of cash-generating units) in prior years. A reversal of an impairment loss is recognised immediately in profit or loss.



# NOTES TO THE CONSOLIDATED FINANCIAL STATEMENTS (continued)

For the year ended 31 December 2021

## 3. BASIS OF PREPARATION OF CONSOLIDATED FINANCIAL STATEMENTS AND SIGNIFICANT ACCOUNTING POLICIES (Continued)

### 3.2 Significant accounting policies (Continued)

#### *Inventories*

Inventories are stated at the lower of cost and net realisable value. Costs of inventories are determined on weighted average basis. Net realisable value represents the estimated selling price for inventories less all estimated costs of completion and costs necessary to make the sale.

#### *Cash and cash equivalents*

For the purpose of the consolidated statement of cash flows, cash and cash equivalents comprise cash on hand and demand deposits, and short-term highly liquid investments that are readily convertible into known amounts of cash, are subject to an insignificant risk of changes in value, and have a short maturity of generally within three months when acquired.

#### *Provisions*

Provisions are recognised when the Group has a present obligation (legal or constructive) as a result of a past event, it is probable that the Group will be required to settle the obligation, and a reliable estimate can be made of the amount of the obligation.

The amount recognised as a provision is the best estimate of the consideration required to settle the present obligation at the end of the reporting period, taking into account the risks and uncertainties surrounding the obligation. When a provision is measured using the cash flows estimated to settle the present obligation, its carrying amount is the present value of those cash flows (when the effect of the time value of money is material).

When some or all of the economic benefits required to settle a provision are expected to be recovered from a third party, a receivable is recognised as an asset if it is virtually certain that reimbursement will be received and the amount of the receivable can be measured reliably.

# NOTES TO THE CONSOLIDATED FINANCIAL STATEMENTS (continued)

For the year ended 31 December 2021

## 3. BASIS OF PREPARATION OF CONSOLIDATED FINANCIAL STATEMENTS AND SIGNIFICANT ACCOUNTING POLICIES (Continued)

### 3.2 Significant accounting policies (Continued)

#### *Financial instruments*

Financial assets and financial liabilities are recognised when a group entity becomes a party to the contractual provisions of the instrument. All regular way purchases or sales of financial assets are recognised and derecognised on a trade date basis. Regular way purchases or sales are purchases or sales of financial assets that require delivery of assets within the time frame established by regulation or convention in the market place.

Financial assets and financial liabilities are initially measured at fair value, except for trade receivables arising from contracts with customers which are initially measured in accordance with HKFRS 15. Transaction costs that are directly attributable to the acquisition or issue of financial assets and financial liabilities (other than financial assets and financial liabilities at fair value through profit or loss ("FVTPL")) are added to or deducted from the fair value of the financial assets or financial liabilities, as appropriate, on initial recognition. Transaction costs directly attributable to the acquisition of financial assets or financial liabilities at FVTPL are recognised immediately in profit or loss.

The effective interest method is a method of calculating the amortised cost of a financial asset or financial liability and of allocating interest income and interest expense over the relevant period. The effective interest rate is the rate that exactly discounts estimated future cash receipts and payments (including all fees and points paid or received that form an integral part of the effective interest rate, transaction costs and other premiums or discounts) through the expected life of the financial asset or financial liability, or where appropriate, a shorter period, to the net carrying amount on initial recognition.

#### *Financial assets*

##### Classification and subsequent measurement of financial assets

Financial assets that meets the following conditions are subsequently measured at amortised cost:

- the financial asset is held within a business model whose objective is to collect contractual cash flows; and
- the contractual terms give rise on specified dates to cash flows that are solely payments of principal and interest on the principal amount outstanding.

Financial assets that meet the following conditions are subsequently measured at fair value through other comprehensive income ("FVTOCI"):

- the financial asset is held within a business model whose objective is achieved by both collecting contractual cash flows and selling; and
- the contractual terms give rise on specified dates to cash flows that are solely payments of principal and interest on the principal amount outstanding.

# NOTES TO THE CONSOLIDATED FINANCIAL STATEMENTS (continued)

For the year ended 31 December 2021

## 3. BASIS OF PREPARATION OF CONSOLIDATED FINANCIAL STATEMENTS AND SIGNIFICANT ACCOUNTING POLICIES (Continued)

### 3.2 Significant accounting policies (Continued)

#### *Financial instruments (Continued)*

##### *Financial assets (Continued)*

Classification and subsequent measurement of financial assets (Continued)

All other financial assets are subsequently measured at FVTPL, except that at the date of initial application/ initial recognition of a financial asset the Group may irrevocably elect to present subsequent changes in fair value of an equity investment in other comprehensive income if that equity investment is neither held for trading nor contingent consideration recognised by an acquirer in a business combination to which HKFRS 3 *Business Combinations* applies.

A financial asset is classified as held for trading if:

- it has been acquired principally for the purpose of selling in the near term; or
- on initial recognition it is a part of a portfolio of identified financial instruments that the Group manages together and has a recent actual pattern of short-term profit-taking; or
- it is a derivative that is not designated and effective as a hedging instrument.

In addition, the Group may irrevocably designate a financial asset that are required to be measured at the amortised cost or FVTOCI as measured at FVTPL if doing so eliminates or significantly reduces an accounting mismatch.

Amortised cost and interest income

Interest income is recognised using the effective interest method for financial assets measured subsequently at amortised cost. For financial instruments other than purchase or originated credit-impaired financial assets, interest income is calculated by applying the effective interest rate to the gross carrying amount of a financial asset, except for financial assets that have subsequently become credit-impaired (see below). For financial assets that have subsequently become credit-impaired, interest income is recognised by applying the effective interest rate to the amortised cost of the financial asset from the next reporting period. If the credit risk on the credit-impaired financial instrument improves so that the financial asset is no longer credit-impaired, interest income is recognised by applying the effective interest rate to the gross carrying amount of the financial asset from the beginning of the reporting period following the determination that the asset is no longer credit-impaired.

# NOTES TO THE CONSOLIDATED FINANCIAL STATEMENTS (continued)

For the year ended 31 December 2021

## 3. BASIS OF PREPARATION OF CONSOLIDATED FINANCIAL STATEMENTS AND SIGNIFICANT ACCOUNTING POLICIES (Continued)

### 3.2 Significant accounting policies (Continued)

#### *Financial instruments (Continued)*

##### *Financial assets (Continued)*

##### Impairment of financial assets

The Group recognises a loss allowance for expected credit loss (“ECL”) model on financial assets which are subject to impairment under HKFRS 9. The amount of ECL is updated at each reporting date to reflect changes in credit risk since initial recognition.

Lifetime ECL represents the ECL that will result from all possible default events over the expected life of the relevant instrument. In contrast, 12-month ECL (“12m ECL”) represents the portion of lifetime ECL that is expected to result from default events that are possible within 12 months after the reporting date. Assessment are done based on the Group’s historical credit loss experience, adjusted for factors that are specific to the debtors, general economic conditions and an assessment of both the current conditions at the reporting date as well as the forecast of future conditions.

The Group always recognises lifetime ECL for trade receivables.

For all other instruments, the Group measures the loss allowance equal to 12m ECL, unless when there has been a significant increase in credit risk since initial recognition, in which case the Group recognises lifetime ECL. The assessment of whether lifetime ECL should be recognised is based on significant increases in the likelihood or risk of a default occurring since initial recognition.

#### (i) Significant increase in credit risk

In assessing whether the credit risk has increased significantly since initial recognition, the Group compares the risk of a default occurring on the financial instrument as at the reporting date with the risk of a default occurring on the financial instrument as at the date of initial recognition. In making this assessment, the Group considers both quantitative and qualitative information that is reasonable and supportable, including historical experience and forward-looking information that is available without undue cost or effort.

In particular, the following information is taken into account when assessing whether credit risk has increased significantly:

- an actual or expected significant deterioration in the financial instruments’ external (if available) or internal credit rating;
- significant deterioration in external market indicators of credit risk, e.g. a significant increase in the credit spread;
- existing or forecast adverse changes in business, financial or economic conditions that are expected to cause a significant decrease in the debtor’s ability to meet its debt obligations;
- an actual or expected significant deterioration in the operating results of the debtor; and
- an actual or expected significant adverse change in the regulatory, economic, or technological environment of the debtor that results in a significant decrease in the debtor’s ability to meet its debt obligations.



# NOTES TO THE CONSOLIDATED FINANCIAL STATEMENTS (continued)

For the year ended 31 December 2021

## 3. BASIS OF PREPARATION OF CONSOLIDATED FINANCIAL STATEMENTS AND SIGNIFICANT ACCOUNTING POLICIES (Continued)

### 3.2 Significant accounting policies (Continued)

#### *Financial instruments (Continued)*

##### *Financial assets (Continued)*

##### Impairment of financial assets (Continued)

##### (i) Significant increase in credit risk (Continued)

Irrespective of the outcome of the above assessment, the Group presumes that the credit risk has increased significantly since initial recognition when contractual payment are more than 30 days past due, unless the Group has reasonable and supportable information that demonstrates otherwise.

Despite the foregoing, the Group assumes that the credit risk on a debt instrument has not increased significantly since initial recognition if the debt instrument is determined to have low credit risk at the reporting date. A debt instrument is determined to have low credit risk if (i) it has a low risk of default, (ii) the borrower has a strong capacity to meet its contractual cash flow obligations in the near term and (iii) adverse changes in economic and business conditions in the longer term may, but will not necessarily, reduce the ability of the borrower to fulfil its contractual cash flow obligations. The Company considers a debt instrument to have low credit risk when it has an internal or external credit rating of “investment grade” as per globally understood definitions.

The Group regularly monitors the effectiveness of the criteria used to identify whether there has been a significant increase in credit risk and revises them as appropriate to ensure that the criteria are capable of identifying significant increase in credit risk before the amount becomes past due.

##### (ii) Definition of default

For internal credit risk management, the Group considers an event of default occurs when information developed internally or obtained from external sources indicates that the debtor is unlikely to pay its creditors, including the Group, in full (without taking into account any collaterals held by the Group).

Irrespective of the above, the Group considers that default has occurred when a financial asset is more than 90 days past due unless the Group has reasonable and supportable information to demonstrate that a more lagging default criterion is more appropriate.

# NOTES TO THE CONSOLIDATED FINANCIAL STATEMENTS (continued)

For the year ended 31 December 2021

## 3. BASIS OF PREPARATION OF CONSOLIDATED FINANCIAL STATEMENTS AND SIGNIFICANT ACCOUNTING POLICIES (Continued)

### 3.2 Significant accounting policies (Continued)

#### *Financial instruments (Continued)*

##### *Financial assets (Continued)*

##### Impairment of financial assets (Continued)

##### (iii) Credit-impaired financial assets

A financial asset is credit-impaired when one or more events of default that have a detrimental impact on the estimated future cash flows of that financial asset have occurred. Evidence that a financial asset is credit-impaired includes observable data about the following events:

- significant financial difficulty of the issuer or the borrower;
- a breach of contract, such as a default or past due event;
- the lender(s) of the borrower, for economic or contractual reasons relating to the borrower's financial difficulty, having granted to the borrower a concession(s) that the lender(s) would not otherwise consider;
- it is becoming probable that the borrower will enter bankruptcy or other financial reorganisation; or
- the disappearance of an active market for that financial asset because of financial difficulties.

##### (iv) Write-off policy

The Group writes off a financial asset when there is information indicating that the counterparty is in severe financial difficulty and there is no realistic prospect of recovery. Financial assets written off may still be subject to enforcement activities under the Group's recovery procedures, taking into account legal advice where appropriate. A write-off constitutes a derecognition event. Any subsequent recoveries are recognised in profit or loss.

##### (v) Measurement and recognition of ECL

The measurement of ECL is a function of the probability of default, loss given default (i.e. the magnitude of the loss if there is a default) and the exposure at default. The assessment of the probability of default and loss given default is based on historical data adjusted by forward-looking information. Estimation of ECL reflects an unbiased and probability-weighted amount that is determined with the respective risks of default occurring as the weights. The Groups uses a practical expedient in estimating ECL on trade receivables using a provision matrix taking into consideration historical credit loss experience, adjusted for forward looking information that is available without undue cost or effort.

Generally, the ECL is the difference between all contractual cash flows that are due to the Group in accordance with the contract and the net cash flows that the Company expects to receive, discounted at the effective interest rate determined at initial recognition.

# NOTES TO THE CONSOLIDATED FINANCIAL STATEMENTS (continued)

For the year ended 31 December 2021

## 3. BASIS OF PREPARATION OF CONSOLIDATED FINANCIAL STATEMENTS AND SIGNIFICANT ACCOUNTING POLICIES (Continued)

### 3.2 Significant accounting policies (Continued)

#### *Financial instruments (Continued)*

##### *Financial assets (Continued)*

##### Impairment of financial assets (Continued)

##### (v) Measurement and recognition of ECL (Continued)

Where the ECL is measured on a collective basis or cater for cases where evidence at the individual instrument level may not yet be available, the financial instruments are grouped on the following basis.

- Past-due status;
- Nature, size and industry of debtors; and
- External credit ratings where available.

The grouping is regularly reviewed by management to ensure the constituents of each group continue to share similar risk characteristics.

Interest income is calculated based on the gross carrying amount of the financial asset unless the financial asset is impaired, in which case interest income is calculated based on amortised cost of the financial asset.

The Group recognises an impairment gain or loss in profit or loss for all financial instruments by adjusting their carrying amount, with the exception of financial instruments measured at amortised cost where the corresponding adjustments is recognised through a loss allowance account.

##### Derecognition of financial assets

The Group derecognises a financial asset only when the contractual rights to the cash flows from the asset expire, or when it transfers the financial asset and substantially all the risks and rewards of ownership of the asset to another entity. If the Group neither transfers nor retains substantially all the risks and rewards of ownership and continues to control the transferred asset, the Group recognises its retained interest in the asset and an associated liability for amounts it may have to pay. If the Group retains substantially all the risks and rewards of ownership of a transferred financial asset, the Group continues to recognise the financial asset and also recognises a collateralised borrowing for the proceeds received.

On derecognition of a financial asset measured at amortised cost, the difference between the asset's carrying amount and the sum of the consideration received and receivables is recognised in profit or loss.

# NOTES TO THE CONSOLIDATED FINANCIAL STATEMENTS (continued)

For the year ended 31 December 2021

## 3. BASIS OF PREPARATION OF CONSOLIDATED FINANCIAL STATEMENTS AND SIGNIFICANT ACCOUNTING POLICIES (Continued)

### 3.2 Significant accounting policies (Continued)

#### ***Financial instruments (Continued)***

##### *Financial liabilities and equity*

##### *Classification as debt or equity*

Debt and equity instruments are classified as either financial liabilities or as equity in accordance with the substance of the contractual arrangements and the definitions of a financial liability and an equity instrument.

##### *Equity instruments*

An equity instrument is any contract that evidences a residual interest in the assets of an entity after deducting all of its liabilities. Equity instruments issued by a group entity are recognised at the proceeds received, net of direct issue costs.

##### *Financial liabilities*

Financial liabilities are subsequently measured at amortised cost using the effective interest method.

##### *Derecognition of financial liabilities*

The Group derecognises a financial asset when, and only when, the Group's obligations are discharged, cancelled or have expired. The difference between the carrying amount of the financial liability derecognised and the consideration paid and payable is recognised in profit or loss.

#### ***Related parties***

A party is considered to be related to the Group if:

- (a) the party is a person or a close member of that person's family and that person:
  - (i) has control or joint control over the Group;
  - (ii) has significant influence over the Group; or
  - (iii) is a member of the key management personnel of the Group or of a parent of the Group.

or



# NOTES TO THE CONSOLIDATED FINANCIAL STATEMENTS (continued)

For the year ended 31 December 2021

## 3. BASIS OF PREPARATION OF CONSOLIDATED FINANCIAL STATEMENTS AND SIGNIFICANT ACCOUNTING POLICIES (Continued)

### 3.2 Significant accounting policies (Continued)

#### *Related parties (Continued)*

- (b) the party is an entity where any of the following conditions applies:
- (i) the entity and the Group are members of the same group;
  - (ii) one entity is an associate or joint venture of the other entity (or of a parent, subsidiary or fellow subsidiary of the other entity);
  - (iii) the entity and the Group are joint ventures of the same third party;
  - (iv) one entity is a joint venture of a third entity and the other entity is an associate of the third entity;
  - (v) the entity is a post-employment benefit plan for the benefit of employees of either the Group or an entity related to the Group;
  - (vi) the entity is controlled or jointly controlled by a person identified in (a);
  - (vii) A person identified in (a)(i) has significant influence over the entity or is a member of the key management personnel of the entity (or of a parent of the entity); and
  - (viii) the entity, or any member of a group of which it is a part, provides key management personnel services to the Group or to the parent of the Group.

Close members of the family of a person are those family members who may be expected to influence, or be influenced by, that person in their dealings with the entity.

## 4. KEY SOURCES OF ESTIMATION UNCERTAINTY

In the application of the Group's accounting policies, which are described in note 3, the management is required to make estimates and assumptions about the carrying amounts of assets and liabilities that are not readily apparent from other sources. The estimates and underlying assumptions are based on historical experience, expectations of the future and other factors that are considered to be relevant. Actual results may differ from these estimates.

The estimates and underlying assumptions are reviewed on an ongoing basis. Revisions to accounting estimates are recognised in the period in which the estimate is revised if the revision affects only that period, or in the period of the revision and future periods if the revision affects both current and future periods.

The following are the key assumptions concerning the future, and other key sources of estimation uncertainty at the end of each of the reporting period that have a significant risk of causing a material adjustment to the carrying amounts of assets and liabilities within the next financial year.

# NOTES TO THE CONSOLIDATED FINANCIAL STATEMENTS (continued)

For the year ended 31 December 2021

## 4. KEY SOURCES OF ESTIMATION UNCERTAINTY (Continued)

### Impairment losses on trade receivables

The Group's management determines the impairment of trade receivables based on the expected credit losses which use a lifetime expected loss allowance for trade receivables. The loss allowances for trade receivables are based on assumptions about risk of default and expected loss rates. The Group use judgement in making these assumptions and selecting the inputs to the impairment calculation, based on the client's past history collection record, existing market conditions as well as forward looking estimates at the end of each reporting period. Management reassesses the loss allowances at each reporting period.

### Impairment of non-financial assets

The Group reviews the carrying amounts of non-financial assets at the end of each reporting period to determine whether there is an objective evidence of impairment. For the purpose of assessing impairment, management prepares discounted future cash flows to assess the difference between the carrying amount and their value-in-use and provided for impairment loss. Any change in the assumptions adopted in the discounted cash flows would increase or decrease in the impairment loss and affect the Group's net asset value and profit or loss.

## 5. REVENUE AND SEGMENT INFORMATION

HKFRS 8, Operating Segments, requires identification and disclosure of operating segment information based on internal financial reports that are regularly reviewed by the executive directors of the Company, being the chief operating decision maker, for the purpose of resources allocation and performance assessment. On this basis, the Group has determined that it only has one operating segment which is the manufacturing and sales of inflatable products and related accessories. Since this is the only operating segment of the Group, no further analysis for segment information is presented.

### Revenue

	2021 RMB'000	2020 RMB'000
Revenue from customer		
– Sale of inflatable products and related accessories	294,291	260,251
– Sub-contracting income	626	484
	294,917	260,735

# NOTES TO THE CONSOLIDATED FINANCIAL STATEMENTS (continued)

For the year ended 31 December 2021

## 5. REVENUE AND SEGMENT INFORMATION (Continued)

### Disaggregation of revenue from contracts with customers

	2021 RMB'000	2020 RMB'000
<b>Disaggregated by major products and services</b>		
Inflatable playgrounds with air blowers	265,658	236,423
Other inflatable products	1,091	2,890
Inflatable products related accessories and sub-contracting work	28,168	21,422
	<b>294,917</b>	<b>260,735</b>

The Group's contract with customers for the sale of inflatable products and related accessories include only one single performance obligation and the Group recognises revenue from sale at the point of time when the customers obtain control of the goods.

Revenue recognised during the year in relation to sale of inflatable products and related accessories that was included in the contract liabilities at the beginning of year was approximately RMB3,056,000 (2020: RMB2,389,000). All of the Group's remaining performance obligation for contract with customers are for periods of one year or less. As permitted under HKFRS 15, the transaction price allocated to these unsatisfied contracts is not disclosed.

### Geographical information

The following table sets out information about the geographical location of the Group's revenue from external customers. The geographical location of revenue is based on the locations of the customers. Save for right-of-use assets of approximately RMB175,000 (2020: RMB85,000) which are located in Hong Kong, the Group's other major non-current assets are all located in the PRC.

	2021 RMB'000	2020 RMB'000
Revenue from external customers:		
– China	29,992	30,447
– Europe	53,469	26,860
– Australia and Oceania	32,124	16,352
– North America	117,681	130,867
– Asia	60,506	56,194
– Central and South America	1,145	15
	<b>294,917</b>	<b>260,735</b>

# NOTES TO THE CONSOLIDATED FINANCIAL STATEMENTS (continued)

For the year ended 31 December 2021

## 5. REVENUE AND SEGMENT INFORMATION (Continued)

### Information about major customers

Revenue from customers of the corresponding years contributing over 10% of the Group's total revenue are as follows:

	2021 RMB'000	2020 RMB'000
Customer A	49,777	33,582
Customer B	30,201	39,975
Customer C	N/A <sup>1</sup>	34,474

<sup>1</sup> The corresponding revenue did not contribute over 10% of the Group's total revenue.

## 6. OTHER INCOME AND GAINS

	2021 RMB'000	2020 RMB'000
Interest income on bank deposits	78	86
Rental income	100	—
Gain on disposal of property, plant and equipment	530	—
Grants and subsidies (Note)	373	833
Others	1,129	270
	<b>2,210</b>	<b>1,189</b>

Note: Grants and subsidies mainly consist of gross grants and subsidies by local governments in relation to corporate development, high and new technology development, export encouragement scheme and compensation for expenses already incurred. The amounts of these grants and subsidies are subject to discretions of local governments and there are no unfulfilled conditions or contingencies.

## 7. FINANCE COSTS

	2021 RMB'000	2020 RMB'000
Interest on lease liabilities	1,947	2,191



# NOTES TO THE CONSOLIDATED FINANCIAL STATEMENTS (continued)

For the year ended 31 December 2021

## 8. INCOME TAX EXPENSE

	2021 RMB'000	2020 RMB'000
<b>Current tax</b>		
Hong Kong Profits Tax	1,228	2,021
PRC Enterprise Income Tax	1,432	2,856
<b>Deferred tax (Note 22)</b>	<b>2,308</b>	120
Total income tax recognised in profit or loss	<b>4,968</b>	4,997

Hong Kong Profits tax has been provided at the rate of 16.5% (2020: 16.5%) on the estimated assessable profit for the year.

PRC subsidiaries are subject to PRC Enterprise Income Tax at 25% for both years, unless preferential rate is applicable. A wholly-owned subsidiary of the Company located in the Zhongshan City is registered as a High and New Technology Enterprise and is entitled to the preferential corporate income tax rate of 15% for a period of 3 years.

Taxation arising in other jurisdictions is calculated at the rates prevailing in the relevant jurisdictions.

The tax charge for the year can be reconciled to profit before tax per the consolidated statement of profit or loss and other comprehensive income as follows:

	2021 RMB'000	2020 RMB'000
Profit before tax	<b>2,835</b>	28,554
Tax at PRC Enterprise Income Tax rate of 15% (Note)	<b>425</b>	4,283
Tax effect of expenses not deductible for tax purpose	<b>2,958</b>	747
Tax effect of non-taxable income	<b>(157)</b>	(34)
Tax concession	–	(70)
Temporary differences not recognised	<b>1,417</b>	(105)
Withholding tax on undistributed profits	<b>900</b>	201
Tax effect of tax losses not recognised	<b>182</b>	–
Utilisation of tax losses previously not recognised	–	(148)
Effect of different tax rates of group entities operating in different jurisdictions	<b>(757)</b>	123
Income tax expense for the year	<b>4,968</b>	4,997

Note: The PRC Enterprise Income Tax rate is used as it is the domestic tax rate in the jurisdiction where the operation of the Group is substantially based.

# NOTES TO THE CONSOLIDATED FINANCIAL STATEMENTS (continued)

For the year ended 31 December 2021

## 9. (LOSS)/PROFIT FOR THE YEAR

(Loss)/profit for the year has been arrived at after charging:

	2021 RMB'000	2020 RMB'000
Auditors' remuneration	605	579
Cost of inventories recognised as an expense	235,060	185,824
Depreciation of property, plant and equipment (Note (i))	2,465	1,638
Depreciation of right-of-use assets (Note (ii))	4,190	3,815
Write-down of inventories	710	1,953
Amortisation of intangible assets	112	108
Net foreign exchange losses	1,459	3,973
Short-term lease expenses (Note (iii))	41	–
Employee benefits expense (including directors' emoluments (Note 10)):		
Salaries, wages and other benefits	67,703	50,365
Contribution to retirement benefits schemes	8,094	1,506
Total employee benefits expense (Note (iv))	75,797	51,871

Notes:

- (i) Depreciation of property, plant and equipment amounting to approximately RMB1,318,000 (2020: RMB1,414,000) are capitalised in inventories and amounting to approximately RMB1,147,000 (2020: RMB224,000) are included in administrative and other operating expenses.
- (ii) Depreciation of right-of-use assets amounting to approximately RMB3,796,000 (2020: RMB3,480,000) are capitalised in inventories and amounting to approximately RMB394,000 (2020: RMB335,000) are included in administrative and other operating expenses.
- (iii) These amounts are not included in the measurement of lease liabilities.
- (iv) Total employee benefits expense amounting to approximately RMB64,068,000 (2020: RMB41,410,000) are capitalised in inventories; amounting to approximately RMB2,541,000 (2020: RMB1,889,000) are included in distribution and selling expenses; and amounting to approximately RMB9,188,000 (2020: RMB8,572,000) are included in administrative and other operating expenses.

# NOTES TO THE CONSOLIDATED FINANCIAL STATEMENTS (continued)

For the year ended 31 December 2021

## 10. DIRECTORS' AND CHIEF EXECUTIVE'S EMOLUMENTS

The emoluments paid or payable to each of the directors and the chief executive of the Company were as follows:

	Fees RMB'000	Salaries and other benefits in kind RMB'000	Discretionary bonuses RMB'000	Contributions to retirement benefits schemes RMB'000	Total RMB'000
<b>2021</b>					
<b>Executive directors</b>					
Ms. Yan Ping (Note (i))	24	–	–	–	24
Mr. Liu Yao Guang (Note (i))	14	–	–	–	14
Mr. Xiao Jiansheng	66	472	140	1	679
Mr. Huang Xiaodong (Note (iii))	96	240	140	1	477
<b>Non-executive director</b>					
Mr. Lee Kin Kee (Note (iii))	241	–	–	–	241
<b>Independent non-executive directors</b>					
Ms. Shen Jindan (Note (i))	4	–	–	–	4
Ms. Yang Haili (Note (i))	4	–	–	–	4
Mr. Wang Mo (Note (i))	4	–	–	–	4
Mr. Mao Guohua (Note (iii))	51	–	–	–	51
Mr. Ho Hin Chung (Note (ii))	241	–	–	–	241
Mr. Lin Zexing (Note (iii))	51	–	–	–	51
	<b>796</b>	<b>712</b>	<b>280</b>	<b>2</b>	<b>1,790</b>
<b>2020</b>					
<b>Executive directors</b>					
Mr. Xiao Jiansheng	71	402	140	1	614
Mr. Huang Xiaodong (Note (iii))	107	240	143	1	491
<b>Non-executive director</b>					
Mr. Lee Kin Kee (Note (iii))	214	–	–	–	214
<b>Independent non-executive directors</b>					
Mr. Mao Guohua (Note (iii))	51	–	135	–	186
Mr. Ho Hin Chung (Note (ii))	214	–	–	–	214
Mr. Liu Zexing (Note (iii))	43	–	135	–	178
Mr. Gan Mingqing (Note (iv))	8	–	–	–	8
	<b>708</b>	<b>642</b>	<b>553</b>	<b>2</b>	<b>1,905</b>

## NOTES TO THE CONSOLIDATED FINANCIAL STATEMENTS <sup>(continued)</sup>

For the year ended 31 December 2021

### 10. DIRECTORS' AND CHIEF EXECUTIVE'S EMOLUMENTS *(Continued)*

Notes:

- (i) Appointed on 17 December 2021.
- (ii) Resigned on 17 December 2021.
- (iii) Appointed on 1 March 2020 and resigned on 17 December 2021.
- (iv) Resigned on 1 March 2020.

The executive directors' emoluments shown above were for their services in connection with the management of the affairs of the Company and the Group. The non-executive directors' emoluments and independent non-executive directors' emoluments shown above were for their services as directors of the Company.

Neither the chief executive officer nor any of the directors waived or agreed to waive any emoluments during the year ended 31 December 2021 (2020: Nil).

### 11. FIVE HIGHEST PAID EMPLOYEES

Of the five individuals with the highest emoluments, two (2020: two) of them are directors of the Company whose emoluments are set out in note 10 above. Details of the emoluments in respect of the remaining three (2020: three) highest paid individuals are as follows:

	2021 RMB'000	2020 RMB'000
Salaries and other benefits in kind <i>(note)</i>	1,719	1,639
Contributions to retirement benefits schemes	24	21
	<b>1,743</b>	1,660

Note: Amounts included discretionary bonuses of approximately RMB354,000 (2020: RMB346,000).

Their emoluments were all within nil to HK\$1,000,000.

During the year ended 31 December 2021, no emoluments were paid by the Group to any of the directors of the Company or the five highest paid individuals (including directors and employees) as an inducement to join or upon joining the Group or as compensation for loss of office (2020: Nil).



## NOTES TO THE CONSOLIDATED FINANCIAL STATEMENTS (continued)

For the year ended 31 December 2021

### 12. DIVIDENDS

	2021 RMB'000	2020 RMB'000
Dividends recognised as distribution	–	5,428

During the year ended 31 December 2020, a final dividend in respect of the year ended 31 December 2019 of HK\$0.75 cents per ordinary share in an aggregate amount of HK\$6,000,000 had been proposed and paid.

No final dividend was proposed by the board of directors in respect of the years ended 31 December 2021 and 2020.

### 13. (LOSS)/EARNINGS PER SHARE

	2021 RMB'000	2020 RMB'000
<b>(Loss)/earnings</b>		
(Loss)/profit for the year attributable to owners of the Company for the purpose of basic (loss)/earnings per share	(2,133)	23,557

	2021 '000	2020 '000
<b>Number of shares</b>		
Weighted average number of ordinary shares for the purpose of basic (loss)/earnings per share	800,000	800,000

The diluted (loss)/earnings per share is equal to the basic (loss)/earnings per share as there is no dilutive potential ordinary share in issue during years ended 31 December 2021 and 2020.

# NOTES TO THE CONSOLIDATED FINANCIAL STATEMENTS (continued)

For the year ended 31 December 2021

## 14. PROPERTY, PLANT AND EQUIPMENT

	Leasehold improvements RMB'000	Plant and machinery RMB'000	Motor vehicles RMB'000	Furniture and equipment RMB'000	Computer equipment RMB'000	Construction in progress RMB'000	Total RMB'000
<b>Cost</b>							
Balance at 1 January 2020	7,087	14,062	768	266	1,954	2,017	26,154
Additions	1,347	1,009	577	92	517	11,683	15,225
Disposals	–	(4)	(38)	–	–	–	(42)
Transfer	27	154	–	–	–	(181)	–
Effect of foreign exchange differences	–	–	–	(1)	–	–	(1)
Balance at 31 December 2020	8,461	15,221	1,307	357	2,471	13,519	41,336
Additions	299	1,285	–	53	35	120	1,792
Disposals	–	(1,674)	(58)	–	–	–	(1,732)
Transfer	–	13,519	–	–	–	(13,519)	–
Effect of foreign exchange differences	–	–	–	(1)	–	–	(1)
Balance at 31 December 2021	8,760	28,351	1,249	409	2,506	120	41,395
<b>Accumulated depreciation and impairment</b>							
Balance at 1 January 2020	6,534	8,742	673	237	1,695	–	17,881
Depreciation expense	496	1,031	64	8	39	–	1,638
Eliminated on disposals	–	(3)	(34)	–	–	–	(37)
Effect of foreign exchange differences	–	–	–	(1)	–	–	(1)
Balance at 31 December 2020	7,030	9,770	703	244	1,734	–	19,481
Depreciation expense	254	1,990	107	25	89	–	2,465
Eliminated on disposals	–	(1,246)	(52)	–	–	–	(1,298)
Impairment loss recognised in profit or loss	145	3,344	–	–	–	–	3,489
Effect of foreign exchange differences	–	–	–	(1)	–	–	(1)
Balance at 31 December 2021	7,429	13,858	758	268	1,823	–	24,136
<b>Carrying amounts</b>							
Balance at 31 December 2021	<b>1,331</b>	<b>14,493</b>	<b>491</b>	<b>141</b>	<b>683</b>	<b>120</b>	<b>17,259</b>
Balance at 31 December 2020	1,431	5,451	604	113	737	13,519	21,855

# NOTES TO THE CONSOLIDATED FINANCIAL STATEMENTS (continued)

For the year ended 31 December 2021

## 14. PROPERTY, PLANT AND EQUIPMENT (Continued)

The above items of property, plant and equipment are depreciated on a straight-line basis over their useful lives as follows:

Leasehold improvements	Over the shorter of the term of the lease, and 4 to 10 years
Plant and machinery	5 to 10 years
Motor vehicles	4 to 5 years
Furniture and equipment	3 to 5 years
Computer equipment	3 to 10 years

### Impairment assessment of property, plant and equipment

During the year ended 31 December 2021, in view of the changes in market demand for the spunbond meltblown spunbond non-woven fabrics, the management concluded there was indication for impairment and conducted impairment assessment on certain machineries included in the property, plant and equipment with reference to valuation performed by an independent professional valuer.

For the purpose of impairment testing, the estimates of recoverable amount were determined based on the value-in-use calculation. Management uses cash flow projections based on the most recent financial budget after taking into accounts the operation environment and market conditions at the point of time. The key assumptions for the value-in-use calculation are those regarding the revenue and discount rate. As at 31 December 2021, management estimates the discount rate of 9.4% using pre-tax rate that reflect current market assessments of the time value of money and the risks specific to the cash-generating unit.

Based on the impairment assessment conducted by management, impairment loss of approximately RMB3,489,000 and RMB311,000 were recognised on property, plant and equipment and right-of-use assets respectively in profit or loss during the year ended 31 December 2021 in order write down the carrying amount of the items of property, plant and equipment and right-of-use assets to their recoverable amounts.

# NOTES TO THE CONSOLIDATED FINANCIAL STATEMENTS (continued)

For the year ended 31 December 2021

## 15. RIGHT-OF-USE ASSETS

	Land and buildings RMB'000
<b>Cost</b>	
Balance at 1 January 2020	18,940
Additions	4,156
Lease modification	4,109
Effect of foreign exchange differences	(14)
Balance at 31 December 2020	27,191
Additions	1,474
Lease modification	(227)
Effect of foreign exchange differences	(10)
Balance at 31 December 2021	28,428
<b>Accumulated depreciation and impairment</b>	
Balance at 1 January 2020	3,152
Depreciation expense	3,815
Lease modification	(12)
Effect of foreign exchange differences	(8)
Balance at 31 December 2020	6,947
Depreciation expense	4,190
Lease modification	(170)
Impairment loss recognised	311
Effect of foreign exchange differences	(2)
Balance at 31 December 2021	11,276
<b>Carrying amounts</b>	
Balance at 31 December 2021	<b>17,152</b>
Balance at 31 December 2020	20,244

Amounts recognised in the consolidated statement of profit or loss and other comprehensive income relating to leases:

	2021 RMB'000	2020 RMB'000
Depreciation of right-of-use assets	4,190	3,815
Interest expense on lease liabilities	1,947	2,191
Impairment loss recognised	311	—
Expense relating to short-term leases	41	—
Additions to right-of-use assets	1,474	4,156
Total cashflow for leases	5,494	5,194

During the year, additions to right-of-use assets were primarily related to capitalised lease payments payable under new lease agreements.

Short-term leases relate to lease of premises.



# NOTES TO THE CONSOLIDATED FINANCIAL STATEMENTS (continued)

For the year ended 31 December 2021

## 16. INTANGIBLE ASSETS

	Patents RMB'000	Trademarks RMB'000	Total RMB'000
<b>Cost</b>			
Balance at 1 January 2020	372	1,160	1,532
Additions	38	54	92
Balance at 31 December 2020	410	1,214	1,624
Additions	92	–	92
Balance at 31 December 2021	502	1,214	1,716
<b>Accumulated amortisation</b>			
Balance at 1 January 2020	237	735	972
Amortisation expense	21	87	108
Balance at 31 December 2020	258	822	1,080
Amortisation expense	32	80	112
Balance at 31 December 2021	290	902	1,192
<b>Carrying amounts</b>			
Balance at 31 December 2021	<b>212</b>	<b>312</b>	<b>524</b>
Balance at 31 December 2020	152	392	544

The following useful lives are used in the calculation of amortisation:

Patents	10 years
Trademarks	10 years

# NOTES TO THE CONSOLIDATED FINANCIAL STATEMENTS (continued)

For the year ended 31 December 2021

## 17. INVENTORIES

	2021 RMB'000	2020 RMB'000
Raw materials	16,222	7,326
Work in progress	32,489	18,730
Finished goods	30,986	26,305
	79,697	52,361

## 18. TRADE AND OTHER RECEIVABLES

	2021 RMB'000	2020 RMB'000
Trade receivables	46,309	18,122
Allowance for credit losses	(294)	(52)
	46,015	18,070
Value-added tax	3,612	2,449
Deposits paid	4,143	1,234
Other receivables and prepayment ( <i>Note</i> )	8,216	10,384
	61,986	32,137

*Note:* Included in the balance of other receivables and prepayment at 31 December 2021 were prepayment for sub-contracting fee, purchase of materials and other expenses of approximately RMB2,916,000 (2020: RMB5,884,000).

# NOTES TO THE CONSOLIDATED FINANCIAL STATEMENTS (continued)

For the year ended 31 December 2021

## 18. TRADE AND OTHER RECEIVABLES (Continued)

The following is an analysis of trade receivables by age, net of allowance for credit losses, presented based on the invoice date:

	2021 RMB'000	2020 RMB'000
0 – 30 days	19,547	11,656
31 – 60 days	6,002	6,414
61 – 90 days	2,023	–
91 – 120 days	8,583	–
121 – 365 days	9,860	–
	46,015	18,070

As at 31 December 2021, total bills received amounting to approximately RMB2,855,000 (2020: RMB1,727,000) are held by the Group for the future settlement of trade receivables. The Group continues to recognise their full carrying amounts at the end of the reporting period. All bills received by the Group are with a maturity period of less than one year.

The credit terms granted to customers are varied and are generally the result of negotiations between individual customers and the Group. The Group generally allows credit period ranging from 0 to 120 days. No interest is charged on overdue receivables.

The management closely monitors the credit quality of trade receivables and considers the trade receivables that are neither past due nor impaired to be of a good credit quality. Trade receivables that are neither past due nor impaired relate to a number of independent customers with good settlement history.

The Group applies the simplified approach to provide for expected credit losses prescribed by HKFRS 9, which requires the use of the lifetime expected credit loss provision for trade receivables. To measure the expected credit losses, these receivables have been grouped based on the same credit risk characteristics. See note 28 for further information about expected credit loss provision.

# NOTES TO THE CONSOLIDATED FINANCIAL STATEMENTS (continued)

For the year ended 31 December 2021

## 18. TRADE AND OTHER RECEIVABLES *(Continued)*

Movement in the loss allowance of trade receivables are as follows:

	<b>Lifetime ECL (not credit-impaired) RMB'000</b>
At 1 January 2020	221
Reversal of impairment losses recognised	(162)
Exchange differences	(7)
At 31 December 2020	52
Impairment losses recognised	242
At 31 December 2021	<b>294</b>

## 19. CASH AND BANK BALANCES

	<b>2021 RMB'000</b>	2020 RMB'000
Cash at banks and on hand	<b>25,590</b>	52,114
Cash and cash equivalents	<b>25,590</b>	52,114

Cash at banks earn interest at floating rates based on daily bank deposit rates.

At 31 December 2021, the Group had cash and bank balances of approximately RMB10,937,000 (2020: RMB4,651,000) which are denominated in Renminbi and placed with banks in the PRC. The remittance of these funds out of the PRC is subject to the exchange control restrictions imposed by the PRC government.



# NOTES TO THE CONSOLIDATED FINANCIAL STATEMENTS (continued)

For the year ended 31 December 2021

## 20. TRADE AND OTHER PAYABLES

	2021 RMB'000	2020 RMB'000
Trade payables	37,432	17,314
Contract liability	6,445	3,109
Accrued salaries and other benefits (Note)	11,497	8,457
Other payables and accruals	5,672	4,382
	<b>61,046</b>	<b>33,262</b>

Note: Accrued salaries and other benefits disclosed above included emoluments payable to the directors of the Company amounting to approximately RMB392,000 (2020: RMB620,000) as at 31 December 2021.

The following is an analysis of trade payables based on the invoice date:

	2021 RMB'000	2020 RMB'000
0 – 30 days	12,922	7,059
31 – 60 days	13,241	7,628
61 – 90 days	8,670	2,220
91 – 120 days	1,027	217
121 – 365 days	1,032	70
Over 365 days	540	120
	<b>37,432</b>	<b>17,314</b>

The trade payables are non-interest bearing.

## 21. LEASE LIABILITIES

	2021 RMB'000	2020 RMB'000
Current	3,985	3,284
Non-current	16,005	18,810
	<b>19,990</b>	<b>22,094</b>

The Group leases certain properties for its operations. Lease contracts are entered into for term of approximately 2 to 10 (2020: 2 to 10) years. Lease terms are negotiated on an individual basis and contain a wide range of different terms and conditions. The lease agreements do not impose any covenants. Leased assets may not be used as security for borrowing purposes.

# NOTES TO THE CONSOLIDATED FINANCIAL STATEMENTS (continued)

For the year ended 31 December 2021

## 22. DEFERRED TAXATION

	<b>ECL</b> RMB'000	<b>Accelerated tax depreciation</b> RMB'000	<b>Withholding tax on undistributed profits</b> RMB'000	<b>Total</b> RMB'000
Balance at 1 January 2020	38	1,297	(2,060)	(725)
(Charged)/credited to profit or loss (Note 8)	(30)	111	(201)	(120)
Exchange differences	(2)	–	–	(2)
Balance at 31 December 2020	6	1,408	(2,261)	(847)
Charged to profit or loss (Note 8)	–	(1,408)	(900)	(2,308)
Balance at 31 December 2021	<b>6</b>	<b>–</b>	<b>(3,161)</b>	<b>(3,155)</b>
			<b>2021</b> <b>RMB'000</b>	2020 RMB'000
Analysed for reporting purpose as:				
Deferred tax assets			<b>6</b>	1,414
Deferred tax liabilities			<b>(3,161)</b>	(2,261)
			<b>(3,155)</b>	(847)

Under the Enterprise Income Tax Law of the PRC, withholding tax is imposed on dividends declared in respect of profits earned by the PRC subsidiaries from 1 January 2008 onwards. Deferred taxation has been provided for in full in respect of undistributed profits retained by PRC entities in the consolidated financial statements.

At the end of the reporting period, the Group has unused tax losses of approximately RMB0.7 million available for offsetting against future profits and deductible temporary differences of approximately RMB5.5 million. No deferred tax asset has been recognised in respect of these unused tax losses and deductible temporary differences due to the unpredictability of future profit streams. The unused tax losses of the Group may be carried forward for five years.

# NOTES TO THE CONSOLIDATED FINANCIAL STATEMENTS (continued)

For the year ended 31 December 2021

## 23. SHARE CAPITAL

Details of the Company's authorised and issued ordinary share capital are as follows:

	2021 HK\$'000	2020 HK\$'000
<b>Authorised:</b>		
1,000,000,000 ordinary shares of HK\$0.01 each	10,000	10,000
<b>Issued and fully paid:</b>		
800,000,000 ordinary shares of HK\$0.01 each	8,000	8,000
Equivalents to RMB'000	6,969	6,969

## 24. RESERVES

### Share premium

Share premium is the excess of the proceeds received over the nominal value of the shares of the Company issued at a premium, less expenses incurred in connection with the issue of the shares.

### Special reserve

Special reserve represents the reserve arose pursuant to the corporate reorganisation for the purpose of the listing of the Company's shares on the GEM.

### Statutory reserve

In accordance with the PRC Company Law and the PRC subsidiaries' Articles of Association, every year the PRC subsidiaries are required to transfer at least 10% of the profit after taxation determined in accordance with PRC Accounting Standards to the statutory reserves until the balance reaches 50% of the registered capital. Such reserve can be used to reduce any losses incurred or to increase registered capital.

### Foreign currency translation reserve

Exchange differences relating to the translation of the results and net assets of the Group's foreign operations from their functional currencies to the Group's presentation currency (i.e. RMB) are recognised directly in other comprehensive income and accumulated in the foreign currency translation reserve. Exchange differences previously accumulated in the foreign currency translation reserve in respect of translating the net assets of foreign operations are reclassified to profit or loss on the disposal of the foreign operation.

## NOTES TO THE CONSOLIDATED FINANCIAL STATEMENTS (continued)

For the year ended 31 December 2021

### 25. SHARE OPTION SCHEME

The Company has adopted a share option scheme ("Scheme") pursuant to a resolution passed on 15 November 2017. The purpose of the Scheme is to attract and retain the best available personnel, to provide additional incentive to employees (full time and part-time), directors, consultants, advisers, distributors, contractors, suppliers, agents, customers, business partners or service providers of the Group and to promote the success of the business of the Group.

Under the Scheme, the board of directors may, at their absolute discretion and subject to the terms of the Scheme, grant options to any employees (full-time or part-time), directors, consultants or advisors of the Group, or any substantial shareholders of the Group, or any distributors, contractors, suppliers, agents, customers, business partners or service providers of the Group, to subscribe for shares of the Company.

Under the Scheme, the maximum number of shares which may be issued upon exercise of all options to be granted under the Scheme and any other share option schemes of the Company must not in aggregate exceed 10% of the shares in issue upon the date of which the shares are listed and permitted to be dealt in the Stock Exchange. The 10% limit may be refreshed at any time by approval of the Company's shareholders provided that the total number of Company's shares which may be issued upon exercise of all options to be granted under the Scheme and any other share options schemes of the Company must not exceed 10% of the Company's shares in issue as at the date of approval of the refreshed limit. Subject to the approval of the Company's shareholders, the aggregate number of the Company's shares which may be issued upon exercise of all outstanding options granted and yet to be exercised under the Scheme and any other schemes of the Company must not exceed 30% of the Company's shares in issue from time to time. No options may be granted under the Scheme or any other share options schemes of the Company if this will result in the limit being exceeded.

The total number of shares issued and to be issued upon exercise of the options granted to each participant (including both exercised and outstanding options) under the Scheme or any other share option schemes of the Company in any 12-month period up to date of grant shall not exceed 1% of the shares of the Company in issue. Where any further grant of options to a participant under the Scheme would result in the shares issued and to be issued upon exercise of all options granted and to be granted to such participant (including exercised, cancelled and outstanding options) in the 12-month period up to and including the date of such further grant representing in aggregate over 1% of the shares in issue, such further grant must be separately approved by shareholders of the Company in general meeting with such participant and his/her close associates abstaining from voting.

Share options granted to a director, chief executive or substantial shareholder of the Company, or any of their respective associates must be approved by the independent non-executive directors of the Company (excluding any independent non-executive director who is the grantee). Where any share options granted to a substantial shareholder or an independent non-executive director of the Company, or any of their respective close associates would result in the total number of shares issued and to be issued upon exercise of all options already granted and to be granted (including options exercised, cancelled and outstanding) under the Scheme and any other share option schemes of the Company to such person in any 12-month period up to and including the date of such grant representing in aggregate over 0.1% of the shares of the Company in issue and having an aggregate value in excess of HK\$5 million must be approved by the Company's shareholders at the general meeting of the Company, with voting to be taken by way of poll.



# NOTES TO THE CONSOLIDATED FINANCIAL STATEMENTS (continued)

For the year ended 31 December 2021

## 25. SHARE OPTION SCHEME (Continued)

An offer for the grant of options must be accepted within seven days inclusive of the day on which such offer was made. The amount payable by the grantee of an option to our Company on acceptance of the offer for the grant of an option is HK\$1. An option may be exercised in accordance with the terms of the Scheme at any time during a period as the directors may determine which shall not exceed ten years from the date of grant subject to the provisions of early termination thereof.

The subscription price shall be a price solely determined by the board of directors of the Company and notified to a participant and shall be at least the highest of: (i) the closing price of the Company's shares as stated in the Stock Exchange's daily quotations sheet on the offer date; (ii) the average closing prices of the Company's shares as stated in the Stock Exchange's daily quotations sheets for the 5 business days immediately preceding the date; and (iii) the nominal value of the Company's share on the offer date.

The Scheme will remain in force for a period of ten years commencing on 15 November 2017 and shall expire at the close of business on the business day immediately preceding the tenth anniversary thereof unless terminated earlier by the shareholders in general meeting.

There was no share option granted to eligible participants during the years ended 31 December 2021 and 2020. There were no outstanding share options as at 31 December 2021 and 2020.

## 26. RETIREMENT BENEFIT PLANS

The Group operates a Mandatory Provident Fund Scheme (the "MPF Scheme") for all qualifying employees in Hong Kong. Contributions are made based on a percentage of the employees' basic salaries and are charged to the consolidated statement of profit or loss as they become payable in accordance with the rules of the MPF Scheme. The assets of the plans are held separately from those of the Group in funds under the control of trustees.

The employees of the Group's subsidiaries in the PRC are members of a state-managed retirement benefit plans operated by the government of the PRC. The subsidiaries are required to contribute a specified percentage of payroll costs to the retirement benefit scheme to fund the benefits. The only obligation of the Group with respect to the retirement benefit plans is to make the specified contributions.

The total expense recognised in profit or loss of approximately RMB8,094,000 (2020: RMB1,506,000) for the year ended 31 December 2021 represents contributions payable to the plans by the Group at rates specified in the rules of the plans.

During the years ended and as at 31 December 2021 and 2020, no contribution was forfeited (by the Group on behalf of its employees who leave the defined contribution schemes prior to vesting fully in such contributions) and be used by the Group to reduce the existing level of contributions.

# NOTES TO THE CONSOLIDATED FINANCIAL STATEMENTS (continued)

For the year ended 31 December 2021

## 27. CAPITAL MANAGEMENT

The Group manages its capital to ensure that entities in the Group will be able to continue as a going concern while maximising the return to owners through the optimisation of the debt and equity balance. The Group's overall strategy remains unchanged from prior year.

The capital structure of the Group consists of net debt, which includes borrowings net of cash and cash equivalents and equity attributable to owners of the Company, comprising issued share capital and reserves.

At the end of the reporting period, the Group did not have any borrowings and therefore, had net debt-to-equity ratio of Nil.

Management of the Group review the capital structure regularly taking into account the cost of capital and the risks associated with the cost of capital. The Group will balance its overall capital structure through the issuance of new shares, raise of borrowings and repayment of existing borrowings.

## 28. FINANCIAL INSTRUMENTS

### (a) Categories of financial instruments

	2021 RMB'000	2020 RMB'000
<b>Financial assets</b>		
Amortised cost	81,048	75,918
<b>Financial liabilities</b>		
Amortised cost	74,591	52,247

### (b) Financial risk management objectives and policies

The Group's major financial instruments include trade and other receivables, cash and bank balances, trade and other payables and lease liabilities. Details of these financial instruments are disclosed in respective notes. The risks associated with these financial instruments and the policies on how to mitigate these risks are set out below. The management manages and monitors these exposures to ensure appropriate measures are implemented in a timely and effective manner.

The Group's activities expose it to a variety of financial risks: market risk (including foreign currency risk and interest rate risk), credit risk and liquidity risk. The management has been monitoring these risk exposures to ensure appropriate measures are implemented on a timely and effective manner so as to mitigate or reduce such risks.

There has been no change to the types of the Group's exposure in respect of financial instruments or the manner in which it manages and measures the risks.

# NOTES TO THE CONSOLIDATED FINANCIAL STATEMENTS (continued)

For the year ended 31 December 2021

## 28. FINANCIAL INSTRUMENTS (Continued)

### (b) Financial risk management objectives and policies (Continued)

#### Foreign currency risk management

For the year ended 31 December 2021, approximately 87% (2020: 88%) of the Group's revenue are denominated in United States dollar ("US\$"). The Group's dominant operations are in the PRC and most of the operating expenses are primarily denominated in RMB. The Group is exposed to currency risk arising from currency exposures with respect to US\$ and RMB. The Group currently does not have a foreign currency hedging policy. However, management monitors foreign exchange exposure and will consider hedging significant foreign currency exposure should the need arises.

At the end of the reporting period, the carrying amounts of the Group's major monetary assets and liabilities denominated in a currency other than the functional currencies of the relevant group entities are as follows:

	2021 RMB'000	2020 RMB'000
<b>Assets</b>		
US\$	55,883	29,847
RMB	1,896	2,028
Australian dollars ("AUD")	569	—
<b>Liabilities</b>		
US\$	5,033	5,269
RMB	446	—

Since HK\$ is pegged to US\$, the directors consider that the foreign currency risk in respect of the Group's US\$ denominated monetary assets and liabilities at the end of the reporting period held under the Group's subsidiary in Hong Kong is insignificant.

# NOTES TO THE CONSOLIDATED FINANCIAL STATEMENTS (continued)

For the year ended 31 December 2021

## 28. FINANCIAL INSTRUMENTS (Continued)

### (b) Financial risk management objectives and policies (Continued)

#### *Sensitivity analysis*

As shown in the table below, the Group is primarily exposed to changes in RMB/USD exchange rates. The following table details the Group's sensitivity to a 5% weakening in the RMB against US\$. 5% is the sensitivity rate used when reporting foreign currency risk internally to key management personnel and represents management's assessment of the possible change in foreign exchange rate. The sensitivity analysis assumes that the change in foreign exchange rates had been applied to re-measure those financial instruments held by the Group which expose the Group to foreign currency risk at the end of the reporting period and adjusts their translation at the end of the reporting period for a 5% change in foreign currency rate. A positive number below indicates an increase in profit where RMB weakens against US\$. For a 5% weakening of US\$ against RMB, there would be an equal and opposite impact on the profit.

	2021 RMB'000	2020 RMB'000
US\$	1,292	524

#### *Interest rate risk management*

The Group's exposure to the risk of changes in market interest rates relates primarily to the Group's interest-bearing financial assets and financial liabilities. The Group is exposed to cash flow interest rate risk to its variable-rate bank deposits and fair value interest rate risk in relation to its fixed-rate short-term bank deposit and lease liabilities. The management considers that the exposure to interest rate risk on variable-rates bank deposits is insignificant as interest rates on bank deposits are relatively low and are not expected to change significantly. The fixed-rate instruments of the Group are insensitive to any change in market interest rates. The Group currently does not have an interest rate hedging policy. However, the management monitors interest rate exposure and will consider hedging significant interest rate exposure should the need arise.

#### *Credit risk management*

The Group's maximum exposure to credit risk which will cause a financial loss to the Group due to failure to discharge an obligation by the counterparties provided by the Group is arising from the carrying amount of the respective recognised financial assets as stated in the consolidated statement of financial position.

In respect of trade and other receivables, credit evaluations are performed on all customers and counterparties. These evaluations focus on the counterparty's financial position, past history of making payments and take into account information specific to the counterparty as well as pertaining to the economic environment in which the counterparty operates. Monitoring procedures have been implemented to ensure that follow-up action is taken to recover overdue debts. In addition, the Group impairment assessment under ECL model on its financial assets. In this regard, management considers that the Group's credit risk is significantly reduced.



# NOTES TO THE CONSOLIDATED FINANCIAL STATEMENTS (continued)

For the year ended 31 December 2021

## 28. FINANCIAL INSTRUMENTS (Continued)

### (b) Financial risk management objectives and policies (Continued)

#### Credit risk management (Continued)

The tables below detail the credit risk exposures of the Group's financial assets which are subject to ECL assessment:

At 31 December 2021	Notes	12m or life-time ECL	Gross carrying amounts RMB'000	Loss allowance RMB'000	Net carrying amount RMB'000
Trade receivables	18	Life-time ECL	46,309	(294)	46,015
Other receivables	18	12m ECL	9,443	–	9,443
Bank balances	19	12m ECL	25,434	–	25,434

At 31 December 2020	Notes	12m or life-time ECL	Gross carrying amounts RMB'000	Loss allowance RMB'000	Net carrying amount RMB'000
Trade receivables	18	Life-time ECL	18,122	(52)	18,070
Other receivables	18	12m ECL	5,734	–	5,734
Bank balances	19	12m ECL	51,896	–	51,896

For trade receivables, the Group applies the simplified approach in HKFRS 9 to measure the loss allowance at lifetime ECL. The Group determines ECL on these items by using provision matrix. The expected credit loss rates are estimated based on historical observed default rates over the expected life of the debtors and adjusted for forward-looking information that is available without undue cost of effort.

# NOTES TO THE CONSOLIDATED FINANCIAL STATEMENTS <sup>(continued)</sup>

For the year ended 31 December 2021

## 28. FINANCIAL INSTRUMENTS *(Continued)*

### (b) Financial risk management objectives and policies *(Continued)*

#### *Credit risk management (Continued)*

On that basis, the loss allowance as at 31 December 2021 and 2020 was determined as follows for trade receivables:

At 31 December 2021	Expected loss rate	Carrying amount RMB'000	Loss allowance RMB'000
Current (not past due)	0.7%	33,335	223
1-30 days past due	0.5%	12,974	71
		<b>46,309</b>	<b>294</b>
At 31 December 2020	Expected loss rate	Carrying amount RMB'000	Loss allowance RMB'000
Current (not past due)	0.3%	18,122	52

The Group performs impairment assessment under ECL model on other receivables and bank balances based on 12m ECL as there have been no significant increase in credit risk since initial recognition.

The credit risk on other receivables is limited because the counterparties have no historical default record and the directors expect that the risk of default by the counterparties of other receivables is not significant.

The credit risk on liquid funds is limited because the counterparties are banks with high credit ratings assigned by international credit-rating agencies or with good reputation. The Group is also subject to concentration of credit risk arising from its trade receivables. As at 31 December 2021, trade receivables that are due from the Group's largest five customers approximate to 76% (2020: 81%).

Other than concentration of credit risk on liquid funds which are deposited with several banks with high credit ratings or good reputation and on trade receivables as disclosed above, the Group does not have any other significant concentration of credit risk.

# NOTES TO THE CONSOLIDATED FINANCIAL STATEMENTS (continued)

For the year ended 31 December 2021

## 28. FINANCIAL INSTRUMENTS (Continued)

### (b) Financial risk management objectives and policies (Continued)

#### Liquidity risk management

In the management of the liquidity risk, the Group monitors and maintains a level of cash and cash equivalents and banking facilities deemed adequate by management to finance the Group's operations and mitigate the effects of unexpected fluctuations in cash flows.

The following table details the Group's remaining contractual maturity for its non-derivative financial liabilities. The table has been drawn up based on the undiscounted cash flows of financial liabilities based on the earliest date on which the Group can be required to pay. Specifically, the maturity analysis for non-derivative financial liabilities is prepared based on the scheduled repayment dates.

	Weighted average effective interest rate %	On demand or within 1 year RMB'000	More than 1 year but less than 2 years RMB'000	More than 2 years but less than 5 years RMB'000	Over 5 years RMB'000	Total contractual undiscounted cash flows RMB'000	Carrying amounts RMB'000
<b>At 31 December 2021</b>							
Trade and other payables	–	54,601	–	–	–	54,601	54,601
Lease liabilities	9.4%	5,612	5,617	9,726	3,931	24,886	19,990
		<b>60,213</b>	<b>5,617</b>	<b>9,726</b>	<b>3,931</b>	<b>79,487</b>	<b>74,591</b>
<b>At 31 December 2020</b>							
Trade and other payables	–	30,153	–	–	–	30,153	30,153
Lease liabilities	9.5%	5,140	5,048	13,257	5,225	28,670	22,094
		<b>35,293</b>	<b>5,048</b>	<b>13,257</b>	<b>5,225</b>	<b>58,823</b>	<b>52,247</b>

### (c) Fair value measurements of financial instruments

The Group has no financial instruments measured at fair value subsequent to initial recognition on a recurring basis throughout the years represented.

# NOTES TO THE CONSOLIDATED FINANCIAL STATEMENTS (continued)

For the year ended 31 December 2021

## 29. OPERATING LEASING ARRANGEMENTS

### The Group as lessor

The Group leases out certain of its machineries under operating lease arrangements. The lease runs for a period of 7 years. None of the lease includes variable lease payments.

	RMB'000
<b>Cost</b>	
At 1 January 2021	99
Addition	10,365
At 31 December 2021	10,464
<b>Accumulated depreciation and impairment</b>	
At 1 January 2021	–
Depreciation expense	940
Impairment loss recognised in profit or loss	3,344
At 31 December 2021	4,284
<b>Carrying amount</b>	
At 31 December 2021	<b>6,180</b>

At 31 December 2021, the undiscounted lease payments receivable by the Group in future periods under non-cancellable operating leases with its tenant are as follows:

	2021 RMB'000	2020 RMB'000
Within one year	1,200	–
In the second year	1,200	–
In the third year	1,200	–
In the fourth year	1,200	–
In the fifth year	1,200	–
After five years	2,300	–
	<b>8,300</b>	–

## 30. CAPITAL COMMITMENTS

As at 31 December 2021, the Company has entered into contractual commitments for the acquisition of property, plant and equipment of approximately RMB429,000 (2020: RMB863,000).



# NOTES TO THE CONSOLIDATED FINANCIAL STATEMENTS (continued)

For the year ended 31 December 2021

## 31. RECONCILIATION OF LIABILITIES FROM FINANCING ACTIVITIES

	Lease liabilities RMB'000
As at 1 January 2020	16,919
Non-cash changes	
Lease modification	4,029
New leases	4,156
Interest on lease liabilities (Note 7)	2,191
Exchange differences	(7)
Cash flows	(5,194)
As at 31 December 2020	22,094
Non-cash changes	
Lease modification	(63)
New leases	1,474
Interest on lease liabilities (Note 7)	1,947
Exchange differences	(9)
Cash flows	(5,453)
<b>As at 31 December 2021</b>	<b>19,990</b>

## 32. RELATED PARTY TRANSACTIONS

Save as disclosed elsewhere in these consolidated financial statements, the Group had the following transactions with related parties during the year:

Compensation of key management personnel

The remuneration of executive directors and other members of key management during the year were as follows:

	2021 RMB'000	2020 RMB'000
Salaries and other benefits	2,888	2,742
Contributions to retirement benefits schemes	26	23
	<b>2,914</b>	<b>2,765</b>

# NOTES TO THE CONSOLIDATED FINANCIAL STATEMENTS (continued)

For the year ended 31 December 2021

## 33. STATEMENT OF FINANCIAL POSITION OF THE COMPANY

	2021 RMB'000	2020 RMB'000
<b>Non-current assets</b>		
Investment in a subsidiary	26,344	26,344
<b>Current assets</b>		
Prepayments	372	246
Amounts due from subsidiaries	23,513	27,243
Cash and bank balances	208	125
	24,093	27,614
<b>Total assets</b>	<b>50,437</b>	<b>53,958</b>
<b>Current liabilities</b>		
Other payables and accruals	156	–
<b>Net current assets</b>	<b>23,937</b>	<b>27,614</b>
<b>Total assets less current liabilities</b>	<b>50,281</b>	<b>53,958</b>
<b>Net assets</b>	<b>50,281</b>	<b>53,958</b>
<b>Capital and reserves</b>		
<b>Equity attributable to owners of the Company</b>		
Share capital	6,969	6,969
Reserves	43,312	46,989
<b>Total equity</b>	<b>50,281</b>	<b>53,958</b>

The Company's statement of financial position were approved and authorised for issue by the board of directors on 24 March 2022 and signed on its behalf:

**Ms. Yan Ping**  
Director

**Mr. Xiao Jiansheng**  
Director

# NOTES TO THE CONSOLIDATED FINANCIAL STATEMENTS (continued)

For the year ended 31 December 2021

## 33. STATEMENT OF FINANCIAL POSITION OF THE COMPANY (Continued)

*Note:*

A summary of the Company's reserve is as follows:

	Share premium RMB'000	Special reserve RMB'000	Foreign currency translation reserve RMB'000	Retained profits/ (accumulated losses) RMB'000	Total RMB'000
Balance at 1 January 2020	26,558	20,392	1,492	7,309	55,751
Loss for the year	–	–	–	(1,681)	(1,681)
Other comprehensive expense for the year	–	–	(1,653)	–	(1,653)
Total comprehensive expense for the year	–	–	(1,653)	(1,681)	(3,334)
Dividends recognised as distribution (Note 12)	–	–	–	(5,428)	(5,428)
Balance at 31 December 2020	26,558	20,392	(161)	200	46,989
Loss for the year	–	–	–	(2,836)	(2,836)
Other comprehensive expense for the year	–	–	(841)	–	(841)
Total comprehensive expense for the year	–	–	(841)	(2,836)	(3,677)
<b>Balance at 31 December 2021</b>	<b>26,558</b>	<b>20,392</b>	<b>(1,002)</b>	<b>(2,636)</b>	<b>43,312</b>

Special reserve of the Company represents the difference between the total equity of Silver Bliss Holdings Limited ("Silver Bliss") acquired by the Company pursuant to the corporate reorganisation over the nominal value of the Company's shares issued in exchange therefore.

# NOTES TO THE CONSOLIDATED FINANCIAL STATEMENTS (continued)

For the year ended 31 December 2021

## 34. PARTICULARS OF SUBSIDIARIES OF THE COMPANY

Particulars of the Company's subsidiaries at 31 December 2021 are as follows:

Name of subsidiary	Place of incorporation/ establishment/ operations	Issued and fully paid-up share/ registered capital	Proportion of ownership interest held by the Company	Principal activities
Silver Bliss	British Virgin Islands	US\$10,000	100% (direct)	Investment holding
Swiftech International Limited ("Swiftech International")	Hong Kong	HK\$1	100% (indirect)	Trading and export business of inflatable products
中山新宏達日用制品有限公司 Swiftech Company Limited* ("Swiftech Company")	PRC	HK\$48,000,000	100% (indirect)	Manufacturing of inflatable products in the PRC and trading and export business of inflatable products
中山市潤和高分子材料製造有限公司 Zhongshan Runhe Macromolecular Materials Manufacture Limited* ("Zhongshan Runhe")	PRC	RMB7,000,000	100% (indirect)	Manufacturing of PVC coating, PVC laminated oxford and plastic products in the PRC
河源市新達日用制品有限公司 Heyuan Swiftech Company Limited* ("Heyuan Swiftech Company")	PRC	RMB200,000	100% (indirect)	Provision of sub-contracting services on inflatable products in the PRC
藍山新達戶外用品有限公司 Lanshan Xinda Company Limited* ("Lanshan Xinda Company")	PRC	RMB200,000	100% (indirect)	Provision of sub-contracting services on inflatable products in the PRC

\* The english translation of the company names is for identification purpose only.



## FINANCIAL SUMMARY

A summary of the results and assets and liabilities of the Group for the last five financial years, as extracted from the audited consolidated financial statements, is set out below.

	For the year ended 31 December				
	2021 RMB'000	2020 RMB'000	2019 RMB'000	2018 RMB'000	2017 RMB'000
<b>RESULTS</b>					
Revenue	<b>294,917</b>	260,735	223,831	192,977	176,810
Gross profit	<b>59,857</b>	74,911	52,394	48,838	41,020
Profit before tax	<b>2,835</b>	28,554	24,078	24,839	13,972
Income tax expense	<b>(4,968)</b>	(4,997)	(5,196)	(3,577)	(4,423)
(Loss)/profit for the year	<b>(2,133)</b>	23,557	18,882	21,262	9,549

	As at 31 December				
	2021 RMB'000	2020 RMB'000	2019 RMB'000	2018 RMB'000	2017 RMB'000
<b>ASSETS AND LIABILITIES</b>					
Total assets	<b>202,906</b>	180,797	158,298	122,942	116,001
Total liabilities	<b>(84,197)</b>	(58,891)	(53,436)	(32,660)	(47,734)
Total equity	<b>118,709</b>	121,906	104,862	90,282	68,267