



NOVACON TECHNOLOGY GROUP LIMITED  
連成科技集團有限公司

(Incorporated in the Cayman Islands with limited liability)

STOCK CODE: 8635

2023  
ANNUAL REPORT

## CHARACTERISTICS OF GEM OF THE STOCK EXCHANGE

GEM has been positioned as a market designed to accommodate small and mid-sized companies to which a higher investment risk may be attached than other companies listed on the Stock Exchange. Prospective investors should be aware of the potential risks of investing in such companies and should make the decision to invest only after due and careful consideration.


**Given that the companies listed on GEM are generally small and mid-sized companies, there is a risk that securities traded on GEM may be more susceptible to high market volatility than securities traded on the Main Board of the Stock Exchange and no assurance is given that there will be a liquid market in the securities traded on GEM.**

*Hong Kong Exchanges and Clearing Limited and the Stock Exchange take no responsibility for the contents of this report, make no representation as to its accuracy or completeness and expressly disclaim any liability whatsoever for any loss howsoever arising from or in reliance upon the whole or any part of the contents of this report.*

*This report, for which the Directors collectively and individually accept full responsibility, includes particulars given in compliance with the GEM Listing Rules for the purpose of giving information with regard to the Company. The Directors, having made all reasonable enquiries, confirm that, to the best of their knowledge and belief, the information contained in this report is accurate and complete in all material respects and not misleading or deceptive, and there are no other matters the omission of which would make any statement herein or this report misleading.*

# CONTENTS

Corporate Information	2
Chairman's Statement	3
Management Discussion and Analysis	4
Biographical Details of Directors and Senior Management	15
Directors' Report	18
Corporate Governance Report	31
Environmental, Social and Governance Report	43
Independent Auditor's Report	60
Consolidated Statement of Profit or Loss and Other Comprehensive Income	67
Consolidated Statement of Financial Position	68
Consolidated Statement of Changes in Equity	69
Consolidated Statement of Cash Flows	70
Notes to the Consolidated Financial Statements	71
Financial Summary	118
Definitions	119



# Corporate Information

## BOARD OF DIRECTORS

### Executive Directors

Mr. Chung Chau Kan (*Chief Executive Officer*)

Mr. Wong Wing Hoi

### Non-executive Director

Mr. Wei Ming (*Chairman*)

### Independent Non-executive Directors

Mr. Moo Kai Pong

Mr. Lo Chi Wang

Mr. Wu Kin San Alfred

## COMPANY SECRETARY

Ms. Chu Mei Po (*CPA*)

(*resigned with effect from 2 September 2022*)

Ms. Lee Wing Yin (*CPA*)

(*appointed with effect from 2 September 2022*)

## COMPLIANCE OFFICER

Mr. CHUNG Chau Kan

## AUTHORISED REPRESENTATIVES

Mr. Chung Chau Kan

Ms. Chu Mei Po (*CPA*)

(*resigned with effect from 2 September 2022*)

Ms. Lee Wing Yin (*CPA*)

(*appointed with effect from 2 September 2022*)

## AUDIT COMMITTEE

Mr. Lo Chi Wang (*Chairman*)

Mr. Moo Kai Pong

Mr. Wu Kin San Alfred

## REMUNERATION COMMITTEE

Mr. Moo Kai Pong (*Chairman*)

Mr. Chung Chau Kan

Mr. Wu Kin San Alfred

## NOMINATION COMMITTEE

Mr. Wei Ming (*Chairman*)

Mr. Moo Kai Pong

Mr. Wu Kin San Alfred

## AUDITORS

Baker Tilly Hong Kong Limited

*Certified Public Accountants*

*Registered Public Interest Entity Auditor*

Level 8, K11 ATELIER King's Road,

728 King's Road, Quarry Bay, Hong Kong

## PRINCIPAL BANKERS

China Construction Bank (Asia) Corporation Limited

28/F, CCB Tower, 3 Connaught Road Central,

Central, Hong Kong

The Hongkong and Shanghai Banking Corporation Limited

1 Queen's Road Central, Hong Kong

## REGISTERED OFFICE

Cricket Square, Hutchins Drive,

P.O. Box 2681, Grand Cayman, KY1-1111,

Cayman Islands

## HEAD OFFICE AND PRINCIPAL PLACE OF BUSINESS IN HONG KONG

Office E, 17th Floor, EGL Tower,

No. 83 Hung To Road, Kwun Tong,

Kowloon, Hong Kong

## HONG KONG LEGAL ADVISERS

Howse Williams

27/F, Alexandra House, 18 Chater Road,

Central, Hong Kong

## PRINCIPAL SHARE REGISTRAR AND TRANSFER OFFICE

Conyers Trust Company (Cayman) Limited

Cricket Square, Hutchins Drive,

P.O. Box 2681, Grand Cayman, KY1-1111,

Cayman Islands

## HONG KONG BRANCH SHARE REGISTRAR

Tricor Investor Services Limited

17/F, Far East Finance Centre,

16 Harcourt Road, Hong Kong

## STOCK CODE

8635

## WEBSITE OF THE COMPANY

[www.novacontechgroup.com](http://www.novacontechgroup.com)

# Chairman's Statement

Dear Shareholders,

On behalf of the Board, I am delighted to present our audited consolidated financial results of the Group for the year ended 31 March 2023.

The Coronavirus Disease 2019 ("**COVID-19**") pandemic continued to have an impact on the global economy and financial markets during the financial year ended 31 March 2023. Although the pandemic has gradually subsided, the global economic environment has not been fully recovered, and the Group is still suffering from current economic situation and difficult time. Although the Group recorded a higher revenue of approximately HK\$52.6 million, representing an increase of approximately 5% as compared to the revenue of approximately HK\$50.0 million for the year ended 31 March 2022, which was contributed by the increase in revenue from licensing and maintenance services and initial set up and customisation services. Profit of the Group dropped by approximately 49% from approximately HK\$11.2 million for the year ended 31 March 2022 to approximately HK\$5.7 million for the year ended 31 March 2023, mainly due to the impairment losses of financial and contract assets of approximately HK\$4.6 million, increase in employee benefit expenses by approximately HK\$2.9 million and increase in other expense such as auditor's remuneration and consultancy fees by approximately HK\$1.7 million in total. For details, please refer to the paragraphs headed "Financial Review" under the section headed "Management Discussion and Analysis".

Our management has been focusing on expanding the professional team and retaining the information technology ("**IT**") talent over the past year. Apart from regularly reviewing the Group's remuneration and benefit policies to ensure the competitiveness in the market, as disclosed in our 2022 third quarterly report, a subsidiary of the Group, namely Shenzhen Gaopuyi Technology Company Limited ("**SZGPY**") was established in the PRC in June 2022, to provide reliable IT talent for the Group.

The business environment in which the Group operates remains challenging because of the residual impact of COVID-19 pandemic, the potential global recession, challenges that may arise from Russia-Ukraine war, and rising interest rates. Receivables will be a key concern in the year ahead for the Group as our transactions are mainly denominated in US\$, and the burden for our customers to settle the receivables is relatively high.

Considering the challenges faced by the Group, the Group will endeavor to mitigate the risks by focusing on government tenders in Hong Kong since their demand for IT professional service is consistent and their operation is highly reliant on IT. We have been awarded a standing offer agreement ("**SOA**") to provide IT professional services to government departments of Hong Kong in 2021 and 2022 and we achieved Good Contractor Performance Scores on the project and are progressing well. We believe the Group has already developed a group of professional talents, which will become our competitive advantage in subsequent biddings.

Besides, to improve the Group's revenue, in addition to continuous efforts to control cost such as reducing office expenses, our management has begun expanding our Company into the fintech sector by combining with our technology services and transforming them into a liquidity provider with a technology backend. In May 2023, we established Max Bullions Limited and Max VF Limited to develop trading activities involving bullion and blockchain-based trading activities.

Looking forward, the Group believes that providing good products and services to our customers is our key to success. Apart from providing stable and reliable financial trading solutions, the Group will enhance the existing trading system with automatic dealing or risk management features. In addition, our management is dedicated to exploring new business opportunities with a view to diversifying the Group's business and mitigating risks, including exploring the fintech market. We believe the Group is well-positioned to maintain our competitiveness in capturing business opportunities in the market.

On behalf of the Board, I would like to extend my sincere appreciation to our business partners, customers and the Shareholders. I would also like to express my gratitude to our management team and staff for their devotion and contribution to the Group.

**Wei Ming**

*Chairman and Non-executive Director*

Hong Kong, 26 June 2023



# Management Discussion and Analysis

## BUSINESS REVIEW

We are a Hong Kong-based financial trading solution provider principally engaged in the development and provision of financial trading solutions. We mainly provide comprehensive and integrated financial trading solutions that enable trading of OTC-traded financial instruments, stock exchange-traded financial instruments and fund management to brokerage firms and wealth management companies to satisfy their various business needs.

Our financial trading solutions are mostly developed by our in-house development team and are typically off-the-shelf packaged solutions. Certain of our financial trading solutions are highly configurable to enhance flexibility to suit the needs of different customers and facilitate our customers to execute their business functions. Our Group's core financial trading solutions are (i) AUTON, a trading terminal; (ii) GES TX, a trading system for trading OTC-traded financial instruments; (iii) GES EX and Xentrix, trading and settlement systems for stock exchange-traded financial instruments; and (iv) GES IX, a fund management system.

Our objective is to expand our business, further strengthen our position as a financial trading solution provider, maintain our competitiveness and expand our market share by pursuing the following strategies: (i) continue to commit in research and development ("R&D") of our financial trading solutions; (ii) establish a R&D centre; and (iii) retain, attract and motivate high calibre and experienced staff. For details, please refer to the paragraph headed "Use of Proceeds from the Listing" under this section.

In line with the fast evolving business environment and the continuous innovation of the financial market, the Group responded swiftly to the needs of the financial institutions by broadening our IT offerings to our clients. During the year ended 31 March 2023, the Group has completed the integration with digital assets and crypto wallet, which enables the Group attract different customers, including not only financial trading but also fintech customers.

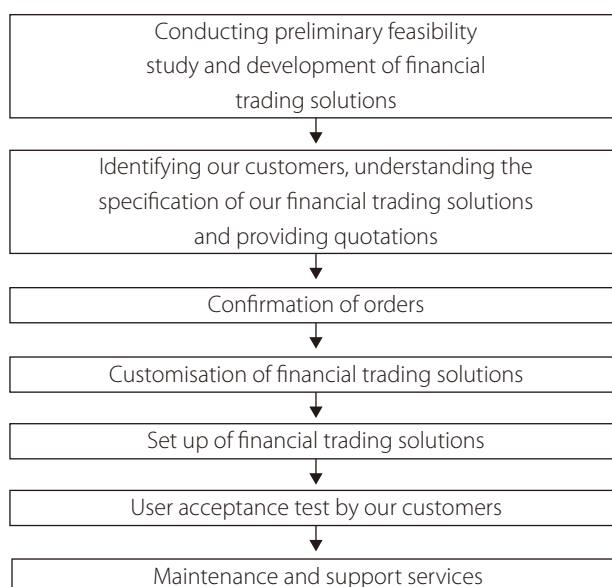
Besides, the Group allocated part of the resources to develop a non-financial IT solution, a resource planning and management software, which allows the Group to keep up with rapid changes in both the financial and non-financial markets and meet the customers' demand to ensure our business is sustainable in the long run.

## Our Services, Operation Flow and Revenue Stream

We provide installation services to our customers to ensure our financial trading solutions run smoothly on their systems and to facilitate our customers' understanding of the operations of our financial trading solutions. Depending on our customers' needs, our Group also provides customised financial trading solutions with modified or additional functions to meet our customers' specific requirements. Upon the completion of the initial set up and customisation service and the passing of the user acceptance test, our Group typically grants to our customers a non-exclusive, non-transferable and non-sub-licensable licence to use our financial trading solutions for the business of our customers. The Group then provides maintenance and support services for the financial trading solution as well as system protection and hosting. In addition, according to our customers' needs, we source computer hardware, which are mainly servers and network devices as well as third party software, and re-sell them to our customers to run our financial trading solutions during the initial set up stage and going forward.

# Management Discussion and Analysis

The flow chart below illustrates our operation flow:



In general, our Group generates revenue by providing initial set up and customisation services, licensing and maintenance services and sales of computer hardware and software to our customers. A breakdown of revenue generated from these services is set out in note 5 of the consolidated financial statements.

## Our Customers

Our customers are mainly financial institutions, including brokerage firms and wealth management companies located in the Asia Pacific region such as Hong Kong, Indonesia, Malaysia, Belize and Australia, as well as Cyprus. We maintain good relationships with our valued customers. During the year ended 31 March 2023, we have not experienced any customer complaints. We will continue to expand our customer base and foster our reputation and image in the financial technology industry. The table below sets out the geographical breakdown of our revenue during the years ended 31 March 2022 and 2023.

	Year ended 31 March			
	2023		2022	
	HK\$'000	%	HK\$'000	%
Hong Kong	26,463	50	21,870	44
Indonesia	8,617	16	10,093	20
Malaysia	7,720	15	8,148	16
Belize	2,540	5	2,521	5
Cyprus	4,319	8	4,248	8
Australia	1,881	4	1,868	4
Other countries	1,037	2	1,287	3
<b>Total</b>	<b>52,577</b>	<b>100</b>	<b>50,035</b>	<b>100</b>

## Our Suppliers

The Group maintains long term and stable relationships with major suppliers. All suppliers are carefully evaluated and regularly monitored. Our major suppliers consists of (i) data center service providers; (ii) news feed providers; (iii) financial market information providers; (iv) data line vendors; and (v) computer network and data service providers.

# Management Discussion and Analysis

## OUTLOOK

In line with the Group's long term objective to strengthen our position as a financial technology solution provider and to expand our market share, the Group intends to expend resources on enhancing and upgrading our existing financial trading solutions, exploring the development of new IT solutions and establishing our R&D centre.

Looking forward, the Group believes that providing good products and services to our customers is our key to success. The Group will continue focusing on R&D in innovative IT products and services and providing stable and reliable financial trading solutions. Our next focus will be a substantial enhancement of GES IX, a non-financial IT solutions project awarded in April 2021 and a tender under the SOA awarded in May 2022. We believe that we can build a strong reputation after we complete these projects successfully. For details of how the Group utilises the net proceeds from the Listing, please refer to the paragraph headed "Use of Proceeds from the Listing" under this section.

SZGPY has been established in the PRC in June 2022. SZGPY acts as supportive function to the Group for providing reliable human resources and exploring the business opportunities in the PRC.

Besides, the group is dedicated to exploring new business opportunities to diversify the Group's business, including exploring the fintech market. Max Bullions Limited and Max VF Limited were established in May 2023 to develop trading activities involving bullion and blockchain-based trading activities, in order to maintain our competitiveness in capturing business opportunities in the market.

## FINANCIAL REVIEW

### Revenue

The Group derives its revenue primarily from the provision of financial trading solutions which can be classified into (i) licensing and maintenance services; (ii) initial set up and customisation services; and (iii) sales of computer hardware and software. For the year ended 31 March 2023, the Group recorded revenue of approximately HK\$52.6 million, representing an increase of approximately 5% as compared with the previous year of approximately HK\$50.0 million. The following table sets forth the breakdown of our revenue by source of revenue:

	Year ended 31 March			
	2023		2022	
	HK\$'000	%	HK\$'000	%
Licensing and maintenance services	41,490	79	39,174	78
Initial set up and customisation services	11,087	21	10,852	22
Sales of computer hardware and software	–	–	9	*
<b>Total</b>	<b>52,577</b>	<b>100</b>	<b>50,035</b>	<b>100</b>

\* Less than 1%

The increase was mainly attributable to the increase in revenue from licensing and maintenance services and initial set up and customisation services. Revenue from licensing and maintenance services increased by approximately 6% from approximately HK\$39.2 million for the year ended 31 March 2022 to approximately HK\$41.5 million for the year ended 31 March 2023. It is primarily contributed by service provided to new customers and additional services provided to existing customers in the aggregate amount of approximately HK\$4.6 million and was partially offset by the contract of approximately HK\$2.4 million terminated by some customers due to uncertainties of global and local economic and political environment. In addition, revenue from initial set up and customisation services slightly increased by approximately 2% from approximately HK\$10.9 million for the year ended 31 March 2022 to approximately HK\$11.1 million for the year ended 31 March 2023. No revenue was generated from sales of computer hardware and software for the year ended 31 March 2023. Both initial set up and customisation services and sales of computer hardware and software are generally provided on an on-demand basis, depending on our customers' business needs.



# Management Discussion and Analysis

## Other Net Income

The Group's other net income were approximately HK\$1.8 million and HK\$0.4 million for the years ended 31 March 2023 and 2022 respectively. The increase in other net income by approximately 403% was mainly due to the increase in government grant and time deposit interest income by approximately HK\$0.9 million and HK\$1.3 million respectively. Such increase was partially offset by loss on change in fair value of financial assets at FVTPL of approximately HK\$0.7 million (2022: gain on change in fair value of financial asset at FVTPL of approximately HK\$63,000). The Group acquired certain financial assets at an aggregate consideration (exclusive of transaction costs) of approximately HK\$6.3 million in April 2022 (2022: Nil), disposed of certain financial assets at an aggregate sales proceeds (exclusive of transaction costs) of approximately HK\$2.3 million (2022: Nil) and recorded gain on disposal of financial assets at FVTPL of approximately HK\$7,000 during the year ended 31 March 2023 (2022: Nil). The loss on change in fair value of financial assets at FVTPL was primarily contributed by the inflation in US and increase in interest rate.

## License and Subscription Cost

For the year ended 31 March 2023, the Group's license and subscription cost was approximately HK\$1.82 million, representing an increase of approximately 1% over the license and subscription cost of approximately HK\$1.80 million for the year ended 31 March 2022. No material change is noted.

## Internet Services Cost

For the year ended 31 March 2023, the Group's internet services cost was approximately HK\$3.4 million, representing an increase of approximately 17% over the internet services cost of approximately HK\$2.9 million for the year ended 31 March 2022. Such increase was primarily due to the Group's implementation of the business plans as mentioned in the paragraph headed "Outlook" under this section, which increased the cost by approximately HK\$0.5 million.

## Intangible Assets

For the years ended 31 March 2023 and 2022, our R&D expenses (which were mostly included in employee benefit expenses) amounted to approximately HK\$16.1 million and HK\$14.9 million, respectively. Out of the total R&D costs, approximately HK\$4.8 million and HK\$5.1 million for the years ended 31 March 2023 and 2022, respectively, was capitalised as intangible assets.

## Employee Benefit Expenses

For the year ended 31 March 2023, the Group's employee benefits expenses were approximately HK\$22.8 million, representing an increase of approximately 14% over the employee benefits expenses of approximately HK\$19.9 million for the year ended 31 March 2022. The increase is primarily due to increase in staff cost by approximately HK\$3.4 million in total for our business needs and implementation of our business plan as mentioned in the paragraph headed "Outlook" under this section and decrease in capitalised staff cost as intangible assets by approximately HK\$0.1 million. It was partially offset by decrease in share-based payment expenses of approximately HK\$0.4 million.

## Depreciation of Property and Equipment

The Group's depreciation of property and equipment was approximately HK\$2.0 million for the year ended 31 March 2023, representing a decrease of approximately 20% from approximately HK\$2.5 million for the year ended 31 March 2022. Such decrease was primarily due to the fact that certain items of property and equipment were fully depreciated during the year ended 31 March 2022 and thus less depreciation was recognised for those property and equipment during the year ended 31 March 2023.

## Depreciation of Right-of-use Assets

The Group entered into a lease agreement in May 2022 and recognised a right-of-use asset of approximately HK\$0.9 million for such lease agreement. During the year ended 31 March 2023, the Group recognised depreciation of right-of-use assets of approximately HK\$0.4 million (2022: nil).

# Management Discussion and Analysis

## Amortisation of Intangible Assets

The Group's amortisation of intangible assets was approximately HK\$6.0 million for the year ended 31 March 2023, representing an increase of approximately 31% from approximately HK\$4.6 million for the year ended 31 March 2022. The increase was primarily due to additions of computer software systems mainly contributed from staff costs capitalised during the year ended 31 March 2023.

## Impairment Losses of Financial and Contract Assets

For the year ended 31 March 2023, impairment losses of financial and contract assets of approximately HK\$4.6 million (2022: Nil) was recognised. Due to the ongoing impact of the COVID-19 pandemic and rise in US interest rate, most business activities and the payment chains were significantly affected which led to extension of debt collection periods and increase in loss allowances for trade receivables and contract assets.

## Other Expenses

The Group's other expenses mainly include (i) legal and professional fees, (ii) auditors' remuneration, (iii) insurance expenses, (iv) telephone and utilities and (v) consultancy fees. The Group's other expenses for the year ended 31 March 2023 were approximately HK\$6.4 million, representing an increase of approximately 37% over the other expenses of approximately HK\$4.7 million for the year ended 31 March 2022. The increase was primarily attributable to the increase in consultancy fees of approximately HK\$0.8 million, auditor's remuneration of approximately HK\$0.1 million and legal and professional fees of approximately HK\$0.1 million and decrease in exchange gain of approximately HK\$0.3 million.

## Finance Costs

For the year ended 31 March 2023, the Group's finance costs were approximately HK\$16,000, representing a decrease of approximately 38% over the finance costs of approximately HK\$26,000 for the year ended 31 March 2022. The decrease was mainly due to absence of finance cost of bank borrowing as the Group has already fully repaid the bank borrowing in November 2021 and no borrowing costs were being capitalised as development cost of intangible assets during the year ended 31 March 2023. The finance cost for the year ended 31 March 2023 represents the finance cost for lease liability of approximately HK\$0.9 million recognised under the lease agreement in May 2022.

## Profit before Income Tax

Profit before income tax for the year ended 31 March 2023 amounted to approximately HK\$6.9 million, representing a significant decrease of approximately 50% as compared with the profit before income tax of approximately HK\$14.0 million for the year ended 31 March 2022. Such decrease was primarily due to increase in certain expense items by approximately HK\$11.5 million in total, include but not limited to increase in employee benefit expenses of approximately HK\$2.9 million, increase in amortisation of intangible assets of approximately HK\$1.4 million, impairment losses of financial and contract assets of approximately HK\$4.6 million and increase in other expenses of approximately HK\$1.7 million. It was partially offset by increase in revenue and other net income of approximately HK\$4.0 million in total and decrease in depreciation of property and equipment of approximately HK\$0.5 million.

## Income Tax Expense

The Group's income tax expense for the year ended 31 March 2023 was approximately HK\$1.2 million, representing a decrease of approximately 55% from approximately HK\$2.7 million for the year ended 31 March 2022. Such decrease was mainly due to the decrease in profit before income tax by approximately 50%. The effective income tax rates of the Group, which is calculated by the income tax expense divided by profit before income tax, were approximately 17.6% and 19.6% for the years ended 31 March 2023 and 2022, respectively. If the non-deductible corporate expenses after the Listing and non-taxable income were excluded, the effective income tax rates would be approximately 16.9% and 17.0% for the years ended 31 March 2023 and 2022, respectively.

## Profit for the Year Attributable to Owners of the Company

Profit attributable to owners of the Company for the year ended 31 March 2023 amounted to approximately HK\$5.7 million, representing a decrease of approximately 49% as compared with the profit of approximately HK\$11.2 million for the year ended 31 March 2022. Such decrease was due to the above-mentioned reasons and decrease in income tax expense by approximately HK\$1.5 million.

# Management Discussion and Analysis

## LIQUIDITY AND FINANCIAL RESOURCES

The Group's operations are financed mainly by cash generated from operations. The Group recorded net current assets of approximately HK\$70.3 million as at 31 March 2023 (2022: approximately HK\$67.7 million).

As at 31 March 2023, the Group's current assets amounted to approximately HK\$77.5 million (2022: approximately HK\$72.1 million) of which approximately HK\$9.1 million (2022: approximately HK\$11.0 million) was trade receivables, deposits, prepayments and other receivable, approximately HK\$5.7 million (2022: approximately HK\$2.9 million) was contract assets, approximately HK\$61.4 million (2022: approximately HK\$58.2 million) was bank and cash balances and approximately HK\$1.2 million (2022: Nil) was income tax recoverable.

Given that there was no interest-bearing borrowing as at 31 March 2023 and 31 March 2022, the gearing ratio of the Group, which was defined as total debt divided by total equity, were not applicable for analysis as at 31 March 2023 and 31 March 2022. The net debt to total capital of the Group, which was defined as total debt net of cash and cash equivalents divided by total capital, was at net cash position as at 31 March 2023 (2022: net cash position).

The Group's financial position has been further enhanced by the unutilised net proceeds from the Share Offer (the "Net Proceeds") of approximately HK\$0.3 million as at 31 March 2023 received from the Listing in May 2019.

## PRINCIPAL RISKS AND UNCERTAINTIES

The Group's operations are subject to certain risks and the major ones that may have a material and adverse effect on the Group's business, financial conditions and results of operations include: R&D risk, retention of customers and staff and concentration of customers and suppliers. In addition, the Group's activities are exposed to a variety of financial risks including exchange rate risk, credit risk, liquidity risk and interest rate risk.

Principal Risks Identified	Description of the Principal Risks Identified	Mitigation of Risks
<ul style="list-style-type: none"> <li>R&amp;D risk</li> </ul>	<p>The financial technology industry is characterised by rapidly changing technology and customer requirements. It is vital for us to keep abreast of the market and industry development. In particular, we may not be able to keep up with the rapid changes in technology and customer requirements, our R&amp;D plans may not be successful or marketable and we may fail to upgrade our financial trading solutions to accommodate any upgrades to third party financial trading solutions or trading platforms of stock exchanges.</p>	<ul style="list-style-type: none"> <li>Keep track of the technology changes</li> <li>Closely communicate with the customers for their demand</li> <li>Thorough feasibility study before commencement of each development project</li> </ul>
<ul style="list-style-type: none"> <li>Retention of customers</li> </ul>	<p>Our ability to maintain our revenue stream depends on our capability to continue the existing engagements as well as secure new engagements from existing customers or new customers.</p>	<ul style="list-style-type: none"> <li>Conduct configuration checking, stress test, unit test and internal/external user acceptance test for our financial trading solutions and/or non-financial IT solution(s) to ensure the quality of our financial trading solutions and/or non-financial IT solution(s) provided to our customers</li> </ul>
<ul style="list-style-type: none"> <li>Concentration of customers</li> </ul>	<p>The term of our service agreements is one year or less which may or may not be automatically renewed, while some of them do not have fixed term and will be in force from the date of agreement unless terminated.</p>	<ul style="list-style-type: none"> <li>Provide quality maintenance support services (e.g. timely respond to customer's query)</li> </ul>

# Management Discussion and Analysis

Principal Risks Identified	Description of the Principal Risks Identified	Mitigation of Risks
<ul style="list-style-type: none"> <li>Retention of staff</li> </ul>	Our future success depends on our ability to continue to retain and attract qualified technical and managerial staff with the appropriate technical expertise and domain knowledge of the financial technology industry.	<ul style="list-style-type: none"> <li>Offer competitive remuneration package</li> <li>Training and development</li> <li>Team building and recreational activities</li> </ul>
<ul style="list-style-type: none"> <li>Concentration of suppliers</li> </ul>	In case the supply of services by our major suppliers (such as server and financial market information) is disrupted, and we are not able to timely identify and engage replacement service providers, our business operation may be disrupted or face security risks.	<ul style="list-style-type: none"> <li>Timely payment of suppliers' invoices</li> <li>Regular evaluation and monitoring of performance of supplier (e.g. stability of data centre, computer network and data service)</li> </ul>

## EXPOSURE TO FLUCTUATIONS IN EXCHANGE RATES

The Group's revenue and cost are primarily denominated in US\$ and HK\$. Since HK\$ is pegged to US\$, the Group does not have significant currency risks and it is the Group's policy not to engage in speculative activities. The Group has not entered into any contracts to hedge its exposure against foreign exchange risk.

## EXPOSURE TO CREDIT RISK

The Group's credit risk is primarily attributable to cash and cash equivalents, trade receivables due from customers, contract assets, deposits and other receivables as set out in notes 5, 18 and 19 to the consolidated financial statements. The Group has a credit policy in place and the exposures to these credit risks are monitored on an ongoing basis.

To manage the risk arising from cash deposited in banks, the Group only transacts with reputable banks which are all high-credit-quality financial institutions. In addition, the Group has a credit policy to monitor the level of credit risk in relation to customers. The credit record and credit period for each customer or debtor are regularly assessed, based on the customer's or debtor's financial condition, their credit records and other factors such as current market condition. For details, please refer to note 3.1(b) to the consolidated financial statements.

The Group applies the simplified approach to provide for expected credit losses prescribed by Hong Kong Financial Reporting Standard 9, which permits the use of the lifetime expected loss provision for all trade receivables and contract assets from third parties.

The Group in overall considers the shared credit risk characteristic and the days past due of the trade receivables and contract assets to measure the expected credit loss. Our management considered (among other factors) forward looking information, analysed historical payment pattern and concluded that the expected loss rate of trade receivables and contract assets are assessed as disclosed in note 3.1(b). Loss allowance provision amounted to HK\$4.6 million for trade receivables and contract assets was made during the year ended 31 March 2023 (2022: nil).

For deposits and other receivables, management makes periodic collective assessments as well as individual assessments on the recoverability of deposits and other receivables based on historical settlement records and past experience. The Directors believe there is no material credit risk inherent in the Group's outstanding balances of deposits and other receivables and the expected credit loss was insignificant for the year ended 31 March 2023 (2022: same).

# Management Discussion and Analysis

## EXPOSURE TO LIQUIDITY RISK

The Group's policy is to regularly monitor current and expected liquidity requirements to ensure that it maintains sufficient reserves of cash to meet its liquidity requirements in the short and long term.

The maturity analysis based on contractual undiscounted cash flows of the Group's non-derivative financial liabilities is set out in note 3.1(c) to the consolidated financial statements.

## EXPOSURE TO INTEREST RATE RISK

The Group's exposure to interest rate risk arises from its bank deposits. These deposits bear interests at variable rates which varied with the then prevailing market condition. Except as stated above, the Group has no other interest-bearing assets and liabilities as at 31 March 2023, while its income and operating cash flows are substantially independent of changes in variable interest rates.

## CAPITAL STRUCTURE

The Shares were listed on GEM of the Stock Exchange on the Listing Date. There has been no change in the capital structure of the Company since then. As at 31 March 2023, the capital structure of the Company comprised mainly of issued share capital and reserves.

## PLEDGE OF ASSETS

As at 31 March 2023 and 31 March 2022, no assets of the Group were pledged.

## MATERIAL ACQUISITIONS AND DISPOSALS

In relation to the conditional acquisition of 60% interest in Sino Heritage Global Limited by Motion Cast Limited (a wholly owned subsidiary of the Company, as purchaser) from Team Excel Holdings Limited (as vendor), detail of which are set out in the Company's announcement titled "Discloseable Transaction – Acquisition of 60% of the Issued Share Capital in the Target Company" dated 29 March 2023, both parties decided not to proceed to completion of the said transaction. The Group has not made any significant investments or material acquisitions and disposals of subsidiaries, associates and joint ventures during the year ended 31 March 2023.

## CAPITAL COMMITMENTS AND CONTINGENT LIABILITIES

As at 31 March 2023, the Group did not have any material capital commitments and contingent liabilities.

## HUMAN RESOURCES AND REMUNERATION POLICIES

As at 31 March 2023, the Group had a workforce of 56 (2022: 43) full-time employees. The remuneration of the Group's employees is determined depending on a number of factors, including their qualifications, function, experience, work performance and local market conditions. The Group regularly reviews its remuneration and benefit policies to ensure that the remuneration package offered remains competitive and in line with the relevant labour laws and regulations. For the year ended 31 March 2023, the total employee benefit expenses of the Group (including salaries, bonuses, allowances, pension costs (defined contribution plans), staff welfare and benefits and share-based payment expenses) before deduction of capitalised staff costs as development costs of computer software system was approximately HK\$27.6 million (2022: approximately HK\$24.9 million). The Company has adopted a Share Option Scheme on 29 March 2019 to enable the Company to grant options to, amongst others, the employees and directors of the Group. For details, please refer to note 21 to the consolidated financial statements and the paragraph headed "Share Option Scheme" under the section headed "Directors' Report" in this report.

## SIGNIFICANT INVESTMENTS AND PLANS FOR MATERIAL INVESTMENTS OR CAPITAL ASSETS

The Company did not have any significant investments as at 31 March 2023. Save as disclosed in the Prospectus and the Company's announcement titled "Second Change in Use of Proceeds" dated 11 May 2022 (the "**Announcement**"), the Company did not have other plans for material investments or capital assets.

# Management Discussion and Analysis

## COMPARISON OF BUSINESS OBJECTIVES WITH ACTUAL BUSINESS PROGRESS

An analysis comparing the business objectives as set out in the Prospectus with the Group's actual business progress for the period from the Listing Date to 31 March 2023 is set out below:

Business Objectives	Actual Progress
(i) Continue to commit in R&D of our financial trading solutions	<p>R&amp;D plans</p> <p>Progress from the Listing Date to 31 March 2023</p>
	<p>A. Enhance and upgrade our financial trading solutions</p>
	<p>(a) Develop the cloud-based versions of GES EX and GES IX</p> <p>The Group entered into a hosting services subscription agreement with HKEX Hosting Services Limited ("<b>HKEX Hosting</b>") for the colocation facilities, which provide us access to the trading and market data, trading and clearing systems of the Stock Exchange at a low latency connection. As a result, the Group has become one of the HKEX Hosting application service providers ("<b>ASP</b>") ecosystem members to provide approved ASP services to our customers. In addition, the Group acquired servers, networking resources and third party software to power up the cloud native version of GES EX and GES IX in June 2019 and December 2019 respectively.</p>
	<p>(b) Enable the use of big data for AUTON</p> <p>The Group acquired servers, networking resources and third party software to process the big data and additional space to host the big data server in July 2019. This allows AUTON users to extract information from our big data server for backtesting their algo-trading strategies.</p>
	<p>(c) Enhance AUTON's algo-trading capability with artificial intelligence</p> <p>In September 2020, the Group successfully engaged consultants who have worked with our development team and provided technical advice on the relevant R&amp;D activities. These consultants left the Group since June 2021.</p>
	<p>(d) Develop HTML5 version of AUTON</p> <p>The Group was awarded a non-financial IT solutions project in April 2021 as mentioned under the paragraph headed "Outlook" under this section. Although we initially targeted to commence the development of HTML5 version of AUTON in third quarter of 2020, management team has reallocated the resources from development of HTML5 version of AUTON to the non-financial IT solution project.</p>
	<p>(e) Unify and improve our financial trading solutions</p> <p>Unification of GES TX and GES EX has been completed in December 2021 while that of GES IX and Xentrix has been completed in September 2022.</p>



# Management Discussion and Analysis

Business Objectives	Actual Progress	
(i) Continue to commit in R&D of our financial trading solutions <i>(Continued)</i>	B. Incorporate prevailing technologies to promote algo-trading and awareness of our trading terminal and trading systems	By R&D of our development team and acquisition of servers and third party software, we have launched the terminal for simulation of algo-trading and the web portal for algo sharing. We will continue enhancing the terminal and the web portal for portfolio tracking and optimization. We have also made some marketing effort to promote the above-mentioned web portal.
<p>Overall, to implement the above R&amp;D plans, the Group had used approximately HK\$4.1 million to subscribe for basic market information package and corporate action information package and purchase the abovementioned hosting and connectivity services, approximately HK\$1.5 million to subscribe for cloud-based server hosting services, approximately HK\$4.4 million to recruit 5 R&amp;D staff and approximately HK\$1.5 million to acquire computer hardware and software.</p> <p>As disclosed in the Announcement, after the second revised allocation, a total amount of HK\$1.7 million unutilised in this category was re-allocated to category (iv) Performance of SOA and we will use internal resources to continue the R&amp;D activities and marketing activities (if any).</p>		
(ii) Pursue selective acquisition(s)	As disclosed in the Announcement, we will no longer pursue selective acquisition(s) and an amount of HK\$1.4 million unutilised in this category was re-allocated to category (iv) Performance of SOA after the second revised allocation.	
(iii) Establish a R&D centre	The Group has established a R&D centre in May 2022. It was primarily because we did not have sufficient office space for the additional headcounts of R&D staff. As disclosed in the Announcement, the expected timeline for full use of the Net Proceeds for this item was changed to July 2023 and an amount of HK\$0.4 million unutilised in this category was re-allocated to category (iv) Performance of SOA after the second revised allocation.	
(iv) Performance of SOA	As disclosed in the Announcement, the Board has re-allocated a total of HK\$3.5 million to recruitment of staff and/or engagement of consultant(s) and subscription of server hosting services by February 2023. As at 31 March 2023, a total amount of approximately HK\$9,000 remained unutilised in this category. Around 75% of the utilized proceeds allocated under this category was spent on staff cost and the remaining was spent on hosting services.	

## USE OF PROCEEDS FROM THE LISTING

The Shares of the Company were initially listed on GEM of the Stock Exchange by way of Share Offer of 100,000,000 Shares on the Listing Date, at HK\$0.53 per Share.

The Net Proceeds were approximately HK\$17.5 million, which was based on the gross proceeds from the Share Offer less the actual expenses relating to the Listing. The change in the amount of net proceeds as disclosed in the Prospectus is primarily due to the fact that the shares were issued at the low-end of the Offer Price Range (as defined in the Prospectus).

As disclosed in the Announcement, the Board resolved to further change and reallocate the uses of part of its unutilised Net Proceeds on 11 May 2022. An aggregate amount of approximately HK\$3.5 million (comprising HK\$1.0 million originally intended for recruitment of R&D staff and engagement of consultant to provide technical support for R&D, HK\$0.7 million originally intended for marketing expenses, HK\$1.4 million originally intended for pursuing selective acquisition(s) and HK\$0.4 million originally intended for establishing a R&D centre) was re-allocated to recruitment of staff and/or engagement of consultant(s) and subscription of server hosting services for performance of SOA.

# Management Discussion and Analysis

During the period from the Listing Date to 31 March 2023, the Group has applied the Net Proceeds as follows:

Description of intended use of the proceeds	Revised allocation of the Net Proceeds on 11 May 2022		Planned use of proceeds from the Listing Date to 31 March 2023	Actual use of proceeds from the Listing Date to 31 March 2023	Unutilised amount as at 31 March 2023	Expected timeline for full use of the unutilised proceeds
	HK\$ million	%	HK\$ million	HK\$ million	HK\$ million	
(i) Continue to commit in R&D of our financial trading solutions	11.6	66.3	11.5	11.5	*	July 2023
(ii) Pursue selective acquisition(s)	–	N/A	–	–	N/A	N/A
(iii) Establish a R&D center	1.4	8.0	1.2	1.2	0.2	July 2023
(iv) Performance of SOA	3.5	20.0	3.5	3.5	*	February 2023
(v) Working capital and other general corporate purpose	1.0	5.7	1.0	1.0	–	N/A
<b>Total</b>	<b>17.5</b>	<b>100.0</b>	<b>17.2</b>	<b>17.2</b>	<b>0.3</b>	

\* Less than HK\$100,000

## AUDIT COMMITTEE

The Audit Committee consists of three independent non-executive Directors, being Mr. Lo Chi Wang, Mr. Wu Kin San Alfred and Mr. Moo Kai Pong. Mr. Lo Chi Wang is the chairman of the Audit Committee. The Group's audited annual results for the year ended 31 March 2023, the accounting policies and practices adopted by the Group, and the Group's financial reporting and internal control matters have been reviewed by the Audit Committee in the meeting held on 26 June 2023.

# Biographical Details of Directors and Senior Management

## EXECUTIVE DIRECTORS

**Mr. Chung Chau Kan (鍾就根)**, aged 47, was appointed as a Director on 7 February 2018 and was re-designated as an executive Director and the Chief Executive Officer on 7 May 2018. He is a member of the Remuneration Committee. Mr. Chung is responsible for the day-to-day management, overseeing the business operations, business development, strategic planning and supervising the development of financial trading solutions of our Group. Mr. Chung has over 23 years of experience in software engineering, system development and IT consulting, in particular, financial information systems and trading solution development. Prior to joining the Group, Mr. Chung was an engineer in Entone Technologies Limited from June 2000 to January 2001 and was responsible for software design, development, testing and maintenance. Mr. Chung worked in Reuters Hong Kong Limited as a consultant from January 2001 to January 2002. He was primarily responsible for developing stock exchanges connectivity for the online trading system, supporting and enhancing a production real-time market data delivery site and building internet site for sales support. Mr. Chung was a software engineer of A.K. Technology Company, Real Logic Technology Company Limited and Global eSolution Limited. He was mainly responsible for designing and developing timetabling engine, online trading platforms and wealth management platforms. Mr. Chung joined our Group in August 2006 as development manager of the principal operating subsidiary, GLOBAL ESOLUTIONS (HK) LIMITED (“GES”), of our Group. He was promoted to general manager of GES in July 2010. Since September 2011, Mr. Chung has been a director of GES, mainly responsible for overseeing the operations and software development of GES. Apart from GES, Mr. Chung is also a director of various subsidiaries, including Real Logic Technology Company Limited, Win Investment (HK) Limited and Motion Cast Limited. Mr. Chung is the sole director of Expert Wisdom Holdings Limited, which holds 22.5% of the issued Shares as at the date of this annual report.

Mr. Chung obtained a degree of Bachelor of Science (Hons) in Computer Studies from City University of Hong Kong in November 2000 with first class honours.

**Mr. Wong Wing Hoi (王永凱)**, aged 44, was appointed as a Director on 7 February 2018 and re-designated as an executive Director on 7 May 2018. Mr. Wong is responsible for the day-to-day management of the software development operations, assisting the Chief Executive Officer on planning and supervising the development of financial trading solutions of our Group. Mr. Wong has over 21 years of experience in software engineering, system development and IT support. Prior to joining our Group, (i) from August 2001 to February 2005, Mr. Wong worked in Netcast Information Limited as a programmer and was mainly responsible for developing and testing software applications; and (ii) from February 2005 to July 2006, Mr. Wong worked in Global eSolution Limited as an analyst programmer and was mainly responsible for developing online trading system, database designing and tuning and providing IT support. Mr. Wong joined our Group in August 2006 as senior analyst programmer of GES. He was promoted to project manager and assistant director of GES in January 2011 and in December 2015, respectively. During his tenure as an assistant director of GES, he is mainly responsible for overseeing the software development operations and the development team of our Group. He is also involved in the recruitment of the software developers and engineers.

Mr. Wong obtained a degree of Bachelor of Engineering (Hons) from The Chinese University of Hong Kong in November 2001.

## NON-EXECUTIVE DIRECTOR

**Mr. Wei Ming (衛明)**, aged 71, was appointed as a Director on 7 February 2018 and re-designated as a non-executive Director and the Chairman on 7 May 2018. He is the chairman of the Nomination Committee. He joined our Group in December 2016 as a director of GES. He is responsible for overall strategic management and development of corporate policies and strategies of our Group. Since 21 February 2018 when Motion Cast Limited was incorporated, Mr. Wei has been a director of Motion Cast Limited which is an investment holding company of our Group. Prior to joining our Group, (i) from around 1984 to 2002, he was primarily engaged as regional controller, director and principal advisor in financial trading businesses located in Hong Kong and Taiwan; and (ii) from January 2010 to January 2012, he was a director of Jin Ku Precious Metal Trading Ltd (currently known as Far East Precious Metal (HK) Limited) which was principally engaged in bullion trading in Hong Kong.

Mr. Wei completed a Textile Mechanical Course at Hong Kong Technical College (currently known as The Hong Kong Polytechnic University) in around September 1971.

Mr. Wei is the sole director of Essential Strategy Investments Limited, which holds 52.5% of the issued Shares as at the date of this annual report.

# Biographical Details of Directors and Senior Management

## INDEPENDENT NON-EXECUTIVE DIRECTORS

**Mr. Moo Kai Pong (巫啟邦)**, aged 56, was appointed as our independent non-executive Director on 29 March 2019. He is the chairman of the Remuneration Committee and a member of the Audit Committee and the Nomination Committee. He is primarily responsible for providing independent advice to the Board.

Mr. Moo has more than 21 years of experience in software engineering, system development and IT support. Prior to joining the Group, Mr. Moo was a programmer in Win Master Limited and was responsible for developing the personnel management information system for the Regional Services Department of the Government of Hong Kong from November 1995 to May 1996. Mr. Moo worked in C P International Limited as a contract analyst programmer & systems analyst from October 1996 to April 1999, and he was being assigned to Reuters Asia Pte Limited and was involved in projects that develop domestic internet/extranet products as the major Oracle Database designer and project leader. From May 1999 to August 2000, Mr. Moo was a senior system designer in Reuters Hong Kong Limited, where he was involved in projects that develop domestic internet/extranet products as the major database designer and project leader. Mr. Moo joined ABN AMRO Asia Limited in August 2000 as a senior database administrator until May 2002 and he was involved in database server projects and the technical co-ordination of integration projects. From September 2002 to August 2003, Mr. Moo worked in Broadway Photo Supply Limited as a system analyst for developing applications. Mr. Moo was the assistant vice president of New York Life International, LLC from August 2003 to December 2010 and was mainly responsible for managing the setting up of a data centre in the regional office; setting up of a data environment particularly for IT project development, and implementation of the solution of a project which was for new network establishment for better availability and bandwidth capacity connected with each market by using encryption techniques for networking among all markets.

Mr. Moo obtained a degree of Bachelor of Science from Victoria University of Wellington in New Zealand in December 1992.

**Mr. Lo Chi Wang (羅智弘)**, aged 45, was appointed as our independent non-executive Director on 29 March 2019. He is the chairman of the Audit Committee. He is primarily responsible for providing independent advice to the Board.

Mr. Lo has approximately 21 years of experience in accounting and finance field. Mr. Lo's experience in auditing and tax advisory services was gained from his various positions in Deloitte Touche Tohmatsu Limited from February 2002 to June 2009. Mr. Lo was the financial controller of Sino Grandness Food Industry Group Limited (stock code: T4B, a company listed on the Singapore Stock Exchange) and has participated in the preparation of initial public offering project in the private sector. He has been the financial controller of Hung Fook Tong Group Holdings Limited, a company listed on the Main Board of the Stock Exchange (stock code: 1446). Mr. Lo was an independent non-executive director of Dragon Rise Group Holdings Limited, a company listed on the Main Board of the Stock Exchange (stock code: 6829) from January 2018 to September 2021. He is currently an independent non-executive director of Easy Smart Group Holdings Limited, a company listed on the Main Board of the Stock Exchange (stock code: 2442) and Daido Group Limited, a company listed on the Main Board of the Stock Exchange (stock code: 544).

Mr. Lo obtained a degree of Bachelor of Arts (Honours) in Accounting from Manchester Metropolitan University in Manchester, United Kingdom. He is a fellow member of both the Association of Chartered Certified Accountants, the Hong Kong Institute of Certified Public Accountants ("HKICPA"), and CPA Australia. He has been appointed as a co-opted member of Moderation Sub-groups under Qualification and Examinations Board ("QEB") of HKICPA since October 2019 and a board member of QEB since 2021.

# Biographical Details of Directors and Senior Management

**Mr. Wu Kin San Alfred (胡健生)**, aged 41, was appointed as our independent non-executive Director on 29 March 2019. He is a member of the Audit Committee, the Remuneration Committee and the Nomination Committee. He is primarily responsible for providing independent advice to our Board.

Mr. Wu has approximately 19 years of experience in auditing, corporate finance and investment banking. He is currently the managing director of the corporate finance department of Fortune Financial Capital Limited, a subsidiary of China Fortune Financial Group Limited (currently known as GoFintech Innovation Limited) which is a company listed on the Main Board of the Stock Exchange (stock code: 290). He joined the corporate finance department of Fortune Financial Capital Limited as an executive director in April 2016. From February 2018 to December 2022, he was an independent non-executive director of Tongda Hong Tai Holdings Limited, a company listed on the Main Board of the Stock Exchange (stock code: 2363). Prior to that, Mr. Wu worked in Deloitte Touche Tohmatsu from January 2004 to August 2007, where his last position was a senior accountant. From August 2007 to March 2009, Mr. Wu worked in ICEA Capital Limited where his last position was analyst – investment banking division. From April 2009 to February 2010, Mr. Wu worked in ICBC International Holdings Limited where his last position was associate. From February 2010 to September 2010, Mr. Wu was vice president – investment banking department in CMB International Capital Holdings Corporation Limited (formerly known as CMB International Capital Corporation Limited). Mr. Wu joined CMB International Capital Limited in September 2010 until May 2013 where he worked as vice president – investment banking division. From May 2013 to August 2014, Mr. Wu worked in Haitong International Capital Limited, which is a subsidiary of Haitong International Securities Group Limited (a company listed on the Main Board of the Stock Exchange (stock code: 665)). From August 2014 to April 2016, Mr. Wu worked in Guosen Securities (HK) Financial Holdings Co., Ltd where his last position was director – investment banking department.

Mr. Wu obtained a degree of Bachelor of Arts in Accounting and Financial Analysis and a Master's degree of Arts in International Financial Analysis from University of Newcastle upon Tyne (currently known as Newcastle University), the United Kingdom, in July 2002 and December 2003, respectively. He was admitted as a member of the HKICPA in March 2009.

## COMPLIANCE OFFICER

**Mr. Chung Chau Kan (鍾就根)** is the compliance officer of our Company. For his biographical details, please refer to the paragraph headed "EXECUTIVE DIRECTORS" under this section.

## COMPANY SECRETARY

**Ms. Lee Wing Yin (李穎然)**, HKICPA, aged 34, was appointed as our company secretary on 2 September 2022. Ms. Lee has joined GES since July 2022 and is currently a deputy financial controller of the Group. Ms. Lee has over 10 years of experience in accounting, finance and audit with international audit firms and a listed company in Hong Kong. Ms. Lee obtained a degree of Bachelor of Business Administration in Accountancy from City University of Hong Kong in July 2012. She is the member of the HKICPA and the Association of Chartered Certified Accountants.

# Directors' Report

The Directors are pleased to present their annual report and the audited consolidated financial statements of the Group for the year ended 31 March 2023.

## CORPORATE REORGANISATION AND LISTING

The Company was incorporated in the Cayman Islands as an exempted company with limited liability on 7 February 2018 under the Companies Act. Pursuant to a reorganisation of the Group in preparation for the Listing of the Shares on GEM of the Stock Exchange, the Company became the holding company of the companies now comprising the Group. Details of the corporate reorganisation are set out in the section headed "History, Development and Reorganisation" in the Prospectus. The Shares were initially listed on GEM of the Stock Exchange on 2 May 2019.

## PRINCIPAL ACTIVITIES

The Company is an investment holding company. The Group is principally engaged in the development and provision of financial trading solutions and development and supply of resource allocation, planning, scheduling and management of software and services. Details of the principal activities of the subsidiaries are set out in note 12 to the consolidated financial statements. There were no significant changes in the nature of the Group's principal activities during the year ended 31 March 2023.

## BUSINESS REVIEW

A fair review of the Group's business, a description of the principal risks and uncertainties facing the Group and an indication of likely future development in the Group's business, are described in the "Chairman's Statement" and under the paragraph headed "Business Review" in the section headed "Management Discussion and Analysis" set out on pages 4 to 14 of this report. The discussion forms part of this directors' report.

## RESULTS AND DIVIDENDS

The Group's profit for the year ended 31 March 2023 and the Group's financial position at that date are set out in the consolidated financial statements on pages 67 to 68 of this report.

The Board recommends the payment of a final dividend of HK\$0.001 per Share for the year ended 31 March 2023 (2022: HK\$0.002 per Share).

### Record Date for Final Dividend

Subject to approval by the Shareholders at the forthcoming annual general meeting, the final dividend of HK\$0.001 per Share for the year ended 31 March 2023 recommended by the Board will be declared to those Shareholders whose names appear on the register of members of the Company at the close of business on Thursday, 3 August 2023 (the record date) and it will be paid on or before Thursday, 24 August 2023. There will be no book closure for the final dividend. In order to qualify for the proposed final dividend, all transfers of Shares accompanied by the relevant share certificates must be lodged with the Company's branch share registrar and transfer office in Hong Kong, Tricor Investor Services Limited, at 17/F, Far East Finance Centre, 16 Harcourt Road, Hong Kong for registration not later than 4:30 pm on Thursday, 3 August 2023.

## FINANCIAL SUMMARY

A summary of the published results, assets and liabilities of the Group for the last five financial years, as extracted from the audited financial statements and the Prospectus, is set out on page 118. This summary does not form part of the audited financial statements.

## REVENUE

An analysis of the Group's revenue for the year ended 31 March 2023 is set out in note 5 to the consolidated financial statements.

## PROPERTY AND EQUIPMENT

Details of movements in the property and equipment of the Group during the year ended 31 March 2023 are set out in note 14 to the consolidated financial statements.



# Directors' Report

## SHARE CAPITAL

Details of movements in the share capital of the Company during the year ended 31 March 2023 are set out in note 20 to the consolidated financial statements.

## PURCHASE, SALE OR REDEMPTION OF THE SECURITIES BY THE COMPANY AND ITS SUBSIDIARIES

Neither the Company nor any of its subsidiaries purchased, sold or redeemed any listed securities, and there was no exercise of any conversion or subscription rights under any convertible securities, options, warrants or similar rights issued or granted at any time by the Company or any of its subsidiaries, during the year ended 31 March 2023 and up to the date of this report (the "Relevant Period").

## PRE-EMPTIVE RIGHTS

There are no provisions for pre-emptive rights under the Articles or the laws of Cayman Islands which would oblige the Company to offer new Shares on a pro-rata basis to existing Shareholders.

## RESERVES

Details of movements in the reserves of the Company and the Group during the year ended 31 March 2023 are set out in note 29(b) to the consolidated financial statements and the consolidated statement of changes in equity, respectively.

## DISTRIBUTABLE RESERVES

As at 31 March 2023, the reserves available for distribution to owners of the Company were approximately HK\$895,000 (2022: approximately HK\$3,119,000).

## CHARITABLE DONATIONS

During the year ended 31 March 2023, the Group made charitable donations of approximately HK\$2,000 (2022: HK\$2,000).

## DIRECTORS

The Directors during the Relevant Period were:

### Executive Directors

Mr. Chung Chau Kan (*Chief Executive Officer*)

Mr. Wong Wing Hoi

### Non-executive Director

Mr. Wei Ming (*Chairman*)

### Independent Non-executive Directors

Mr. Moo Kai Pong

Mr. Lo Chi Wang

Mr. Wu Kin San Alfred

In accordance with article 84 of the Articles, at each annual general meeting one-third of the Directors for the time being (or, if their number is not a multiple of three (3), the number nearest to but not less than one-third) shall retire from office by rotation provided that every Director shall be subject to retirement at an annual general meeting at least once every three years. The Directors to retire by rotation shall include (so far as necessary to ascertain the number of directors to retire by rotation) any Director who wishes to retire and not to offer himself for re-election. Any further Directors so to retire shall be those of the other Directors subject to retirement by rotation who have been longest in office since their last re-election or appointment and so that as between persons who became or were last re-elected Directors on the same day those to retire shall (unless they otherwise agree among themselves) be determined by lot.

Accordingly, Mr. Chung Chau Kan and Mr. Wei Ming will retire at the forthcoming annual general meeting of the Company and, being eligible, will offer themselves for re-election.

# Directors' Report

The Company has received, from each of the independent non-executive Directors, a written annual confirmation of independence pursuant to Rule 5.09 of the GEM Listing Rules and as at the date of this report, the Company still considers each of the independent non-executive Directors to be independent.

## BIOGRAPHIES OF DIRECTORS AND SENIOR MANAGEMENT

Biographical details of the Directors and senior management of the Group are set out on pages 15 to 17 of this report.

## DIRECTORS' SERVICE CONTRACTS

Each of the executive Directors has entered into a service agreement with the Company for an initial fixed term of three years commencing from 2 May 2019 and renewable automatically for successive terms of one year, subject to the provision of retirement and rotation of the Directors under the Articles. The non-executive Director and each of the independent non-executive Directors respectively has entered into a letter of appointment with the Company for an initial fixed term of three years commencing from 2 May 2019 and renewable automatically for successive terms of three years, subject to the provision of retirement and rotation of the Directors under the Articles. The service agreement may be terminated by not less than three months' notice in writing served by either party on the other after the expiry of the first year of service. The letter of appointment may be terminated by not less than three months' notice in writing served by either party on the other after the expiry of the first three years of service.

None of the Directors proposed for re-election at the forthcoming annual general meeting has a service agreement or letter of appointment with the Company which is not determinable by the Company within one year without payment of compensation, other than statutory compensation.

## EMOLUMENT POLICY

The remuneration of the Group's employees is determined based on a number of factors, including their qualifications, function, experience, work performance and local market conditions. The Group regularly reviews its remuneration and benefit policies to ensure that the remuneration package offered remains competitive and in line with relevant labour regulations.

## EMOLUMENT OF DIRECTORS AND FIVE HIGHEST PAID INDIVIDUALS

The Remuneration Committee is established for reviewing the Group's emolument policy and structure for making recommendation to the Board on the overall remuneration policy and structure in relation to all Directors and senior management of the Group. Other emoluments of the Directors are determined with reference to market conditions, directors' duties, responsibilities and performance and the results of the Group. For details of the Group's remuneration policy including the factors in determining the emoluments, please refer to the paragraph headed "Human Resources and Remuneration Policies" under the section headed "Management Discussion and Analysis" in this report. Details of the emoluments of the Directors and the five highest paid individuals of the Group are set out in notes 7 and 8 to the consolidated financial statements.

No Director has waived or agreed to waive any emoluments during the year ended 31 March 2023.

## PERMITTED INDEMNITY PROVISION

Every Director shall be entitled under the Articles to be indemnified out of the assets and profits of the Company against all actions, costs, charges, losses, damages and expenses incurred or sustained by him as a Director in the execution or discharge of his duty.

During the year ended 31 March 2023 and as at the date of this report, the Company has taken out Directors' and officers' liabilities insurance which provides appropriate coverage for the Directors.

## CONTROLLING SHAREHOLDERS' INTERESTS IN CONTRACTS OF SIGNIFICANCE

Save as disclosed in the paragraph headed "Related Party Transactions" in this section of this report and in note 28 to the consolidated financial statements, neither the Company nor any of its subsidiaries had entered into any contract of significance with the Company's Controlling Shareholders or their subsidiaries, or any contract of significance for the provision of services to the Company or any of its subsidiaries by the Company's Controlling Shareholders or their subsidiaries during the year ended 31 March 2023.

# Directors' Report

## DIRECTORS' INTERESTS IN TRANSACTIONS, ARRANGEMENTS OR CONTRACTS THAT ARE SIGNIFICANT IN RELATION TO THE COMPANY'S BUSINESS

Save as disclosed in this report, no transactions, arrangements or contracts of significance in relation to the Group's business to which the Company's subsidiaries, fellow subsidiaries or its parent company was a party and in which a Director or an entity connected with a Director had a material interest, whether directly or indirectly, subsisted at any time during the year ended 31 March 2023 or as at the end of the financial year.

## MANAGEMENT CONTRACTS

Other than the service contracts of the executive Directors, the Company has not entered into any contract with any individual, firm or body corporate to manage or administer the whole or any substantial part of any business of the Company during the year ended 31 March 2023.

## DIRECTORS' AND CHIEF EXECUTIVE'S INTERESTS AND SHORT POSITIONS IN SHARES, UNDERLYING SHARES AND DEBENTURES

As at 31 March 2023, the interests and short positions of the Directors and the chief executive of the Company in the Shares, underlying Shares and debentures of the Company or any of its associated corporations (within the meaning of Part XV of the SFO) which are required (a) to be notified to the Company and the Stock Exchange pursuant to Divisions 7 and 8 of Part XV of the SFO (including interests and short positions in which they are taken or deemed to have under such provisions of the SFO); or (b) pursuant to section 352 of the SFO, to be entered in the register referred to therein; or (c) to be notified to the Company and the Stock Exchange pursuant to Rules 5.46 to 5.67 of the GEM Listing Rules, were as follows:

Name of Director	Company/name of associated corporation	Capacity and nature of interest	Number of shares of the Company/ associated corporation held (Note 4)	Approximate percentage of the issued Shares of the Company/ associated corporation
Mr. Wei Ming (" <b>Mr. Wei</b> ") (Chairman and Non-executive Director)	Company	Interest in controlled corporation (Note 1)	210,000,000 (L)	52.5%
Mr. Chung Chau Kan (" <b>Mr. Chung</b> ") (Chief Executive Officer and Executive Director)	Company	Interest in controlled corporation (Note 2)	90,000,000 (L)	22.5%
Mr. Wong Wing Hoi (Executive Director)	Company	Beneficial owner	4,800,000 (L) (Note 3)	1.2%
Mr. Wei	Essential Strategy Investments Limited (" <b>Essential Strategy</b> ")	Beneficial owner	1,000 (L)	100% (Note 1)

Notes:

- (1) The 210,000,000 Shares were held by Essential Strategy which is wholly owned by Mr. Wei. As such, Mr. Wei was deemed to be interested in all the Shares held by Essential Strategy pursuant to Part XV of the SFO.
- (2) The 90,000,000 Shares were held by Expert Wisdom Holdings Limited ("**Expert Wisdom**") which is wholly owned by Mr. Chung. As such, Mr. Chung was deemed to be interested in all the Shares held by Expert Wisdom pursuant to Part XV of the SFO.
- (3) These Shares represent the Share Options granted by the Company on 15 August 2019 and 3 November 2020, under the Share Option Scheme. For details, please refer to note 21 to the consolidated financial statements. Such Share Options were subsequently cancelled on 18 April 2023.
- (4) The letter "L" denotes "long position" in such shares or underlying shares.

# Directors' Report

Saved as disclosed above, as at 31 March 2023, none of the Directors or chief executive of the Company had interest or short position in any Shares, underlying Shares and/or debentures of the Company or any of its associated corporations (within the meaning of Part XV of the SFO) which would have to be notified to the Company and the Stock Exchange pursuant to Divisions 7 and 8 of Part XV of the SFO (including interests or short positions in which they are taken or deemed to have under such provisions of the SFO) or that was required to be recorded in the register kept by the Company pursuant to section 352 of the SFO, or which were required to be notified to the Company and the Stock Exchange pursuant to Rules 5.46 to 5.67 of the GEM Listing Rules.

## SUBSTANTIAL SHAREHOLDERS' AND OTHER PERSONS' INTERESTS AND SHORT POSITIONS IN SHARES AND UNDERLYING SHARES

As at 31 March 2023, the following persons (other than the Directors or chief executive of the Company) had interests and short positions in the Shares or underlying Shares of the Company which were required to be notified to the Company pursuant to Divisions 2 and 3 of Part XV of the SFO or as recorded in the register of interests required to be kept by the Company pursuant to section 336 of the SFO:

Name	Capacity and nature of interest	Number of Shares held (Note 5)	Approximate percentage of the issued Shares
Essential Strategy	Beneficial owner (Note 1)	210,000,000 (L)	52.5%
Ms. Wong Siu King (" <b>Ms. Wong</b> ")	Interest of spouse (Note 2)	210,000,000 (L)	52.5%
Expert Wisdom	Beneficial owner (Note 3)	90,000,000 (L)	22.5%
Ms. Yip Kim Kam (" <b>Ms. Yip</b> ")	Interest of spouse (Note 4)	90,000,000 (L)	22.5%

Notes:

- (1) Mr. Wei held 210,000,000 Shares through a company wholly-owned by him, Essential Strategy.
- (2) Ms. Wong is the spouse of Mr. Wei. Under the SFO, Ms. Wong is deemed to be interested in the same number of Shares in which Mr. Wei is interested.
- (3) Mr. Chung held 90,000,000 Shares through a company wholly-owned by him, Expert Wisdom.
- (4) Ms. Yip is the spouse of Mr. Chung. Under the SFO, Ms. Yip is deemed to be interested in the same number of Shares in which Mr. Chung is interested.
- (5) The letter "L" denotes "long position" in such shares or underlying shares.

Saved as disclosed above, as at 31 March 2023, the Company has not been notified by any persons (other than the Directors or chief executive of the Company) who has interests or short positions in the Shares or underlying Shares of the Company which would fall to be disclosed to the Company and the Stock Exchange under the provisions of Divisions 2 and 3 of Part XV of the SFO, or which were required, pursuant to section 336 of the SFO, to be recorded in the register referred to therein.

## SHARE OPTION SCHEME

The Company has adopted the Share Option Scheme on 29 March 2019. The principal terms of the Share Option Scheme were summarised in the paragraph headed "Statutory and General Information – D. Share Option Scheme" in Appendix VI to the Prospectus.

### Purpose of the Share Option Scheme

The purpose of the Share Option Scheme is to enable the Group to grant options to the eligible participants as incentives or rewards for their contribution to the Group and/or to enable the Group to recruit and retain high-calibre employees and attract human resources that are valuable to the Group or any entity in which any member of the Group holds any equity interest (the "**Invested Entity**").

# Directors' Report

## Participants of the Share Option Scheme

The Directors shall, in accordance with the provisions of the Share Option Scheme and the GEM Listing Rules, be entitled but shall not be bound at any time within a period of 10 years commencing from the date of the adoption of the Share Option Scheme (i.e. 29 March 2019) to make an offer to any person belonging to the following classes:

- (i) any employee (whether full time or part time, including the Directors (including any non-executive Director and independent non-executive Director)), any of the subsidiaries of the Company (within the meaning of Companies Ordinance) or any Invested Entity;
- (ii) any supplier of goods or services to any member of the Group or any Invested Entity;
- (iii) any customer of any member of the Group or any Invested Entity;
- (iv) any person or entity that provides research, development or other technological support to any member of the Group or any Invested Entity;
- (v) any shareholder of any member of the Group or any Invested Entity or any holder of any securities issued by any member of the Group or any Invested Entity;
- (vi) any adviser (professional or otherwise), consultant, individual or entity who in the opinion of the Directors has contributed or will contribute to the growth and development of the Group; and
- (vii) any other groups or classes of participants who have contributed or may contribute by way of joint venture, business alliance or other business arrangement to the development and growth of the Group, and, for the purpose of the Share Option Scheme, the offer for the grant of an option may be made to any company wholly-owned by one or more eligible participants.

## Maximum number of Shares

- (i) The maximum number of Shares which may be issued upon exercise of all outstanding options granted and yet to be exercised under the Share Option Scheme and any other share option schemes adopted by the Group shall not exceed 30% of the share capital of the Company in issue from time to time, being options for 120,000,000 Shares as of the date of this report. No options may be granted under the Share Option Scheme or any other share option schemes adopted by the Group if the grant of such options will result in the limit referred herein being exceeded.
- (ii) The total number of Shares which may be issued upon exercise of all options (excluding, for this purpose, options which have lapsed in accordance with the terms of the Share Option Scheme and any other share option schemes of our Group) to be granted under the Share Option Scheme and any other share option schemes of the Group shall not in aggregate exceed 10% of the share capital of the Company in issue as at the Listing Date, being 40,000,000 Shares ("**General Scheme Limit**").
- (iii) Subject to (i) above and without prejudice to (iv) below, the Company may seek approval of the Shareholders in general meeting to refresh the General Scheme Limit provided that the total number of Shares which may be issued upon exercise of all options to be granted under the Share Option Scheme and any other share option schemes of the Group shall not exceed 10% of the share capital of the Company in issue as at the date of approval of the limit and for the purpose of calculating the limit, options (including those outstanding, cancelled, lapsed or exercised in accordance with the Share Option Scheme and any other share option schemes of our Group) previously granted under the Share Option Scheme and any other share option schemes of the Group will not be counted.
- (iv) Subject to (i) above and without prejudice to (iii) above, the Company may seek separate Shareholders' approval in general meeting to grant options under the Share Option Scheme beyond the General Scheme Limit or, if applicable, the extended limit referred to in (iii) above to eligible participants specifically identified by the Company before such approval is sought.

As at 1 April 2022 and 31 March 2023, the number of share options available for grant under the General Scheme Limit of the Share Option Scheme were 6,800,000 and 12,800,000, respectively.

As at the date of this report, the total number of Shares available for future grant under the Share Option Scheme was 12,800,000 Shares (representing 3.2% of the total issued Shares on the same date).

# Directors' Report

## Granted, cancelled and lapsed options

During the year ended 31 March 2023, no Share Option was granted (2022: none) or cancelled (2022: none) and 6,000,000 Share Options were lapsed (2022: 800,000). For details, please refer to Note 21 to the consolidated financial statements.

The following table sets out details of the movements of share options granted by the Company pursuant to the Share Option Scheme for the year ended 31 March 2023:

Category and name of grantee	Date of grant	Outstanding as at 1 April 2022	Granted during the year	Exercised during the year	Cancelled during the year	Lapsed during the year	Outstanding as at 31 March 2023	Exercise price per Share	Closing price of Share before the date of grant of share options	Weighted average closing price of Share before date of exercise of options	Exercise period
Mr. Wong Wing Hoi (Executive Director)	15 August 2019	4,000,000	-	-	-	-	4,000,000	HK\$0.178	HK\$0.158	NA	50% from 15 August 2020 to 14 August 2029 50% from 15 August 2021 to 14 August 2029
	3 November 2020	800,000	-	-	-	-	800,000	HK\$0.095	HK\$0.091	NA	50% from 3 November 2021 to 2 November 2030 50% from 3 November 2022 to 2 November 2030
Mr. Wei Chun Pong Benjamin (Note 1)	15 August 2019	800,000	-	-	-	-	800,000	HK\$0.178	HK\$0.158	NA	50% from 15 August 2020 to 14 August 2029 50% from 15 August 2021 to 14 August 2029
Employees of the Group (Note 2)	15 August 2019	23,600,000	-	-	-	(6,000,000)	17,600,000	HK\$0.178	HK\$0.158	NA	50% from 15 August 2020 to 14 August 2029 50% from 15 August 2021 to 14 August 2029
Consultants of the Group	15 August 2019	4,000,000	-	-	-	-	4,000,000	HK\$0.178	HK\$0.158	NA	50% from 15 August 2020 to 14 August 2029 50% from 15 August 2021 to 14 August 2029

### Notes:

- Mr. Wei Chun Pong Benjamin is the son of Mr. Wei Ming, the chairman of the Board and the non-executive Director.
- Share options granted to other employee of the Group on 3 November 2020 were lapsed prior to 1 April 2022.

Subsequent to 31 March 2023, the Board had resolved to cancel the 27,200,000 Share Options granted by the Company with effect from 18 April 2023 and there was no outstanding Share Option as at the date of this report.



# Directors' Report

## Maximum entitlement of each participant

The maximum entitlement of each eligible participant under the Share Option Scheme in any 12-month period up to the date of offer to grant shall not exceed 1% of the Shares in issue as at the date of offer to grant.

## Period within which the options may be exercised by grantees under the Share Option Scheme

An offer under the Share Option Scheme shall remain open for acceptance by the eligible participant concerned (and by no other person) for a period of up to 21 days from the date, which shall be a business day, on which the offer is made to the eligible participant. An option may be exercised in accordance with the terms of the Share Option Scheme at any time during a period to be determined and notified by the Directors to the grantee thereof, and in the absence of such determination, from the date of acceptance of the offer of such option to the earlier of (i) the date on which such option lapses under the relevant provisions of the Share Option Scheme; and (ii) the date falling 10 years from the offer date of that option. Please refer to the table above for the exercise period of the share options granted by the Company pursuant to the Share Option Scheme.

## Amount payable on application/acceptance of the option

An offer shall have been accepted by an eligible participant in respect of all Shares which are offered to such eligible participant when the duplicate letter comprising acceptance of the offer duly signed by the eligible participant together with a remittance in favour of the Company of HK\$1.00 by way of consideration for the grant thereof is received by the Company within such time as may be specified in the offer (which shall not be later than 21 days from the offer date).

## Basis of determining exercise price

The subscription price in respect of any option shall, subject to any adjustments made, be at the discretion of the Directors, provided that it shall not be less than the highest of:

- (i) the closing price of the Shares as stated in the Stock Exchange's daily quotations sheet for trade in one or more board lots of the Shares on the offer date;
- (ii) the average closing price of the Shares as stated in the Stock Exchange's daily quotations sheets for the five business days immediately preceding the offer date; and
- (iii) the nominal value of a Share.

The closing price of the Shares immediately before the following dates on which the Share Options were granted are set out below:

	Share Options granted on 15 August 2019	Share Options granted on 3 November 2020
Closing price immediately before the date of grant	HK\$0.158	HK\$0.091

## Vesting period of options granted under the Share Option Scheme

Unless otherwise determined by the Directors and stated in the offer to a grantee, a grantee is not required under the Share Option Scheme to hold an option for any minimum period nor achieve any performance targets before the exercise of an option granted to him.

# Directors' Report

## Remaining life of the Share Option Scheme

The Share Option Scheme shall remain in force for a period of 10 years commencing on 29 March 2019. As at 31 March 2022 and 2023, the remaining life of the Share Option Scheme was respectively approximately 7 years and 6 years (i.e. until 28 March 2029).

## DIRECTORS' AND CHIEF EXECUTIVE'S RIGHTS TO ACQUIRE SHARES AND DEBENTURES

Save as disclosed in the paragraphs headed "Directors' and Chief Executive's Interests and Short Positions in Shares, Underlying Shares and Debentures" and "Share Option Scheme" above, at no time during the Relevant Period were there any rights to acquire benefits by means of the acquisition of Shares in or debentures of the Company granted to any Directors or chief executive of the Company or their respective associates or were there any such rights exercised by them; or was the Company, its holding company, or any of its subsidiaries or fellow subsidiaries a party to any arrangements to enable the Directors or chief executive of the Company or their respective associates to acquire such rights in any other body corporate.

## EQUITY-LINKED AGREEMENTS

Save as disclosed in this report, no equity-linked agreements were entered into by the Company during the year ended 31 March 2023 or subsisted at the end of the financial year.

## RELATED PARTY TRANSACTIONS

Details of related party transactions of the Group during the year ended 31 March 2023 are set out in note 28 to the consolidated financial statements.

The related party transactions as disclosed in note 28 to the consolidated financial statements did not fall under the definition of "connected transaction" or "continuing connected transaction" (as defined under Chapter 20 of the GEM Listing Rules) or are fully exempt connected transactions pursuant to the GEM Listing Rules.

## SUFFICIENCY OF PUBLIC FLOAT

Based on the information that is publicly available to the Company and to the best knowledge of the Directors as at the latest practicable date prior to the issue of this report, the Company has maintained the prescribed public float under the GEM Listing Rules during the Relevant Period.

## COMPETING INTEREST

During the Relevant Period, none of the Directors or the Controlling Shareholders of the Company or their respective close associates had any business or interest which competed or might compete, either directly or indirectly, with the business of the Group nor did any such person have or may have any conflicts of interest with the Group.

## DEED OF NON-COMPETITION

Each of the Controlling Shareholders of the Company, namely Mr. Wei and Essential Strategy, has executed a deed of non-competition dated 12 April 2019 (the "**Deed of Non-Competition**") in favour of the Company, pursuant to which each of the Controlling Shareholders, among other things, irrevocably and unconditionally, jointly and severally, warrants and undertakes to the Company (for itself and as trustee for each of its subsidiaries) on competition related matters. Details of the Deed of Non-Competition are set out in the section headed "Relationship with our Controlling Shareholders – Non-competition Undertaking" in the Prospectus. Each of the Controlling Shareholders has confirmed that none of them is engaged in, or interested in, any business (other than the Group) which, directly or indirectly, competes or may compete with the business of the Group.

The independent non-executive Directors have also reviewed the status of compliance and written confirmation from each of the Controlling Shareholders, and confirmed that all the undertakings under the Deed of Non-Competition have been complied with by each of the Controlling Shareholders since the Listing Date and up to the date of this report.

## TAX RELIEF AND EXEMPTION OF HOLDERS OF LISTED SECURITIES

The Company is not aware of any tax relief or exemption available to the Shareholders by reason of their holding of the Company's securities. If any Shareholders are unsure about the taxation implications of purchasing, holding, disposing of, dealing in, or exercising of any rights in relation to the Shares, they are advised to consult their professional advisers.

# Directors' Report

## INTERESTS OF THE COMPLIANCE ADVISER

In accordance with Rule 6A.19 of the GEM Listing Rules, Dongxing Securities (Hong Kong) Company Limited has been appointed as the compliance adviser of the Company (the "**Compliance Adviser**") by a compliance adviser agreement dated 23 May 2018 (the "**CA Agreement**"). The CA agreement was terminated with effect from 28 June 2022. During the tenure of the Compliance Adviser, save for the CA Agreement, none of the Compliance Adviser or its directors, employees or close associates had or might have any interest in the Company or any member of the Group (including options or rights to subscribe for such securities), which is required to be notified to the Company pursuant to Rule 6A.32 of the GEM Listing Rules.

## KEY RELATIONSHIPS WITH EMPLOYEES, CUSTOMERS AND SUPPLIERS

The Group has maintained a good relationship with its employees, customers and suppliers:

### Employees

Human resources is of paramount importance to the Group's business operations and its success depends on its ability to hire new talents to deliver new features to its financial trading solutions and retain core employees to ensure stability of such financial trading solutions. The Group places great emphasis on the training and development of its employees by providing periodic trainings to equip them with the latest knowledge relating to their work duties and keep them abreast of the latest technological know-how and market news. The Group also subsidises eligible employees to participate in external professional courses.

The Group strives to treat all of its employees with respect and equality, and create a safe and motivating workplace for its employees. By organising different staff activities, the Group works to improve staff relationships and build up a sense of belonging, and at the same time, make sure its employees enjoy a good work-life balance. In order to provide a safe working environment and protect the Group's employees from occupational hazards, the Group has implemented sound workplace measures to ensure all risk-bearing activities are monitored and supervised, and newly joined employees would receive comprehensive orientation on the work safety procedures. The Group's liability to its employees is covered by insurance, which is required by law. During the year ended 31 March 2023, the Group did not receive any material claims for personal injuries by its employees under the employees' compensation insurance policies, and were not involved in accidents that resulted in material injuries or fatality in the course of its operations, and that no prosecution has been laid against the Group by any relevant authorities in respect of violation of applicable laws of health and safety.

To protect the Group's reputation and the data of its customers, the Group has implemented measures to restrict access right to customer data by its employees, so as to ensure that all confidential data is used for the Group's business purposes only and with the approval from the management and to prevent any unauthorised use of such data. In addition, employees are obliged to give confidentiality undertakings in their employment contracts and comply with the Group's internal control policy which restricts inappropriate use and appropriation of source code at work. Further, all of the intellectual property ("**IP**") rights created by its employees belong to the Group pursuant to its employment contracts entered into with all employees.

### Customers

During the year ended 31 March 2023, the Group had 28 (2022: 30) customers that are mainly financial institutions, including brokerage firms and wealth management companies, and mainly located in Asia Pacific regions, such as Hong Kong, Indonesia, Malaysia, Belize and Australia, as well as Cyprus.

During the year ended 31 March 2023, sales to the Group's five largest customers accounted for approximately 55.8% (2022: 56.6%) of the total sales for the year and sales to the largest customer included therein amounted to approximately 16.0% (2022: 16.3%). During the year ended 31 March 2023, none of the Directors, their close associates or any Shareholder (which, to the best knowledge of the Directors, owns more than 5% of the Company's issued Shares) had any interest in the Group's five largest customers.

# Directors' Report

The Group enters into service agreements with each of its customers generally which sets out the specification of the financial trading solutions to be provided by the Group and the respective terms and conditions. The Group's standard terms and conditions require its customers to pay on a monthly basis with no credit term, which may be renewed automatically if no termination notice has been served on the Group for three months in advance. Other service agreements that the Group signs with customers may include tailor made terms in relation to, inter alia, duration of agreement, scope of services and payment arrangements. The Group has been advised that all such agreements are legally binding. During the year ended 31 March 2023, there were no major disputes or disagreement between the Group and its customers and no complaints from its customers which had a material impact on its business operation. An impairment assessment on financial and contract assets was conducted by the Group at least annually to monitor the level of credit risk in relation to customer. For details, please refer to note 3.1(b) to the consolidated financial statements.

Although the Group is not reliant on any single customer, the Group cannot assure its shareholders that it would always be able to maintain business relationships with its existing major customers. In the event that the existing major customers reduce their subscription of our financial trading solutions, do not renew our service agreements or terminate our business relationship, and if we cannot secure new business of a comparable size from other customers as replacement within a reasonable period of time or at all, our business and profitability may be adversely affected. In addition, if any major customer experiences any liquidity problem, it may result in delay or default in settlement to the Group, which in turn may have an adverse impact on our cash flows and financial conditions. To mitigate such risks, the Group seeks to diversify our customer base by obtaining new engagements from its existing or new customers. Furthermore, the Group is constantly communicating with its existing and potential customers to maintain good relationship through various channels such as presentations, calls, emails, video conference and physical meetings with customers, with an aim to generate new businesses through its marketing initiatives, referrals from existing clients and the IT professionals from the finance industry.

## Suppliers

During the year ended 31 March 2023, the Group's major suppliers consisted of (i) data center service providers; (ii) news feed providers; (iii) financial market information providers; (iv) data line vendors; and (v) computer network and data service provider. Purchases attributable to the Group's five largest suppliers accounted for approximately 82.2% (2022: 80.0%) of the total purchases for the year and purchases attributable to the largest supplier included therein amounted to approximately 33.6% (2022: 36.9%). During the year ended 31 March 2023, none of the Directors, their close associates or any Shareholder (which, to the best knowledge of the Directors, owns more than 5% of the Company's issued Shares) had any interest in the Group's five largest suppliers.

Going forward, the Group may consider engaging subcontractors, such as for the development of certain module(s) or upgrade of part of the Group's financial trading solutions depending on the availability of labour resources and when necessary. The Group will select subcontractors based on their technical expertise, ability to meet pre-determined schedules, the Group's past dealings with them and fees. To maintain flexibility, the Group does not plan to enter into any long-term agreements with subcontractors and will only place orders with them on an order-by-order basis.

Although there was a concentration of suppliers in terms of the aggregate amount of the Group's purchase from its top five suppliers, given the availability of products and services provided by the suppliers, the Group is not dependent on any single supplier and can easily locate alternative suppliers as needed. During the year ended 31 March 2023, the Group did not experience any shortage or delay in supply. In any case, the Group selects its suppliers based on a number of factors, including their price, scope of services, quality of products and services and their technical capabilities. It generally selects at least two vendors or service providers for each product or service to ensure competitive pricing.

## ENVIRONMENTAL POLICIES AND PERFORMANCE

Discussion on the environmental policies and performance is contained in the "Environmental, Social and Governance Report" on pages 43 to 59 of this report. This discussion form part of the directors' report.

# Directors' Report

## COMPLIANCE WITH LAWS AND REGULATIONS

Compliance procedures are in place to ensure adherence to applicable laws, rules and regulations, in particular those which have a significant impact on the Group. The Board reviews and monitors the Group's policies and practices in compliance with legal and regulatory requirements on a regular basis. Any changes in the applicable laws, rules and regulations are brought to the attention of the Directors, relevant employees and relevant operation units from time to time.

From the Listing Date and up to the date of this report, to the best of the Company's knowledge, information and belief, and having made all reasonable enquiries, the Group has complied in all material respects with the requirements under all applicable laws and regulations that have a significant impact on the business and operation of the Group.

## DIVIDEND POLICY

The Company has adopted a dividend policy that, in recommending or declaring dividends, the Company shall maintain adequate and sufficient cash reserves for meeting its working capital requirements and future growth as well as enhancing its Shareholder value. The Board has the full discretion to declare and distribute dividends to the Shareholders, and any final dividend for a financial year will be subject to Shareholders' approval. In proposing any dividend pay-out, the Board shall also take into account, among other things, the Group's financial results, financial position, cash flow situation, business conditions and strategies, expected future operations and earnings, capital requirements and expenditure plans, interests of Shareholders, any restrictions on payment of dividends and any other factors the Board may consider relevant. Any payment of the dividend by the Company is also subject to any restrictions under all applicable laws and regulations.

## CORPORATE GOVERNANCE

The Company has applied the principles of the CG Code set out in Part 2 of Appendix 15 to the GEM Listing Rules and has complied with the applicable code provisions during the year ended 31 March 2023 save for code provision D.2.5 in relation to internal audit function (please refer to the paragraph headed "Corporate Governance Practices" in the section headed "Corporate Governance Report" in this report for details). Details of the principal corporate governance practices as adopted by the Company and the Company's compliance with the applicable code provisions are set out in the section headed "Corporate Governance Report" on pages 31 to 42 of this report.

## CLOSURE OF REGISTER OF MEMBERS

The register of members of the Company will be closed from Tuesday, 25 July 2023 to Friday, 28 July 2023 (both dates inclusive) for determining Shareholders' eligibility to attend and vote at the forthcoming annual general meeting. All transfer of Shares, accompanied by the relevant share certificate(s) with the properly completed transfer form(s), must be lodged with the branch share registrar and transfer office of the Company in Hong Kong, Tricor Investor Services Limited at 17/F, Far East Finance Centre, 16 Harcourt Road, Hong Kong, for registration not later than 4:30 p.m., Monday, 24 July 2023.

## IMPORTANT EVENTS AFTER THE REPORTING PERIOD

Subsequent to 31 March 2023, the Board had resolved to cancel the 27,200,000 Share Options granted by the Company with effect from 18 April 2023.

In relation to the conditional acquisition of 60% interest in Sino Heritage Global Limited by Motion Cast Limited (a wholly owned subsidiary of the Company, as purchaser) from Team Excel Holdings Limited (as vendor), detail of which are set out in the Company's announcement titled "Discloseable Transaction – Acquisition of 60% of the Issued Share Capital in the Target Company" dated 29 March 2023, both parties decided not to proceed to completion of the said transaction. Save as disclosed above and elsewhere in this report, the Group has no other significant events subsequent to 31 March 2023 and up to the date of this report.

# Directors' Report

## INDEPENDENT AUDITORS

The consolidated financial statements of the Company for the year ended 31 March 2023 have been audited by the Company's independent auditor, Baker Tilly Hong Kong Limited, who will retire and, being eligible, offer themselves for re-appointment as the Company's independent auditor. A resolution for the reappointment of Baker Tilly Hong Kong Limited will be proposed at the forthcoming annual general meeting.

As disclosed in the Company's announcement titled "Change of Auditor" dated 1 November 2021, PricewaterhouseCoopers had resigned as the auditor of the Company with effect from 1 November 2021 and the Company had appointed Baker Tilly Hong Kong Limited as the new auditor of the Company with effect from 1 November 2021 to fill the casual vacancy. Save as disclosed above, there was no change in auditors of the Company in any of the preceding three years.

By order of the Board

**Wei Ming**

*Chairman and Non-executive Director*

Hong Kong, 26 June 2023

# Corporate Governance Report

The Board hereby presents this corporate governance report (“**CG Report**”) in the Group’s annual report for the year ended 31 March 2023.

## CORPORATE GOVERNANCE PRACTICES

The Company is committed to achieving high standards of corporate governance. The Directors believe that sound and reasonable corporate governance practices are essential in providing a framework for the Company to safeguard the interests of Shareholders, enhance corporate value, formulate its business strategies and policies, and enhance its transparency and accountability.

The Company has adopted the principles of good corporate governance and code provisions in Part 2 of the CG Code contained in Appendix 15 to the GEM Listing Rules as the basis of the Company’s corporate governance practices.

The Board is of the view that during the Relevant Period, save for code provision D.2.5 in relation to internal audit function as detailed below, the Company has complied with all applicable code provisions as set out in the CG Code.

Code provision D.2.5 of the CG Code provides that the Company should have an internal audit function. The existing audit function of the Group is performed by the external auditor of the Group, Baker Tilly Hong Kong Limited. The Board and the Audit Committee have considered the Group’s financial reporting and risk management and internal control systems (including but not limited to the adequacy of resources, staff qualifications and experience, training programmes and budget of the Company’s accounting and financial reporting function, and any other internal control and risk management matters) and the confirmation provided by the senior management of the Company relating to their view on the effectiveness and adequacy of risk management and internal control systems of the Group. No material internal control deficiencies were identified. Having considered the size, nature and complexity of the Group’s business, the Board and the Audit Committee are of the view that sufficient risk management and internal control of the Group can be maintained with the above-mentioned arrangements and there is no immediate need to set up an internal audit function within the Group. The Board and the Audit Committee will review the Group’s need for an internal audit function from time to time.

## BOARD OF DIRECTORS

### Board composition and responsibilities

The Board consists of six Directors, including two executive Directors, one non-executive Director and three independent non-executive Directors. Details of their composition by category are as follows:

#### **Executive Directors**

Mr. Chung Chau Kan (*Chief Executive Officer*)

Mr. Wong Wing Hoi

#### **Non-executive Director**

Mr. Wei Ming (*Chairman*)

#### **Independent Non-executive Directors**

Mr. Moo Kai Pong

Mr. Lo Chi Wang

Mr. Wu Kin San Alfred

Details of background and qualifications of all Directors are set out in the section headed “Biographical Details of Directors and Senior Management” of this report. There is no relationship, including financial, business, family or other material/relevant relationship(s) among members of the Board.



# Corporate Governance Report

## RESPONSIBILITIES OF THE BOARD

The Board oversees the overall management and administration of the business and operations of the Group. The Board is primarily responsible for, among other things, the overall development, strategic planning, reviewing and monitoring the business performance, approving the financial statements and annual budgets, internal controls and risk management as well as supervising the management of the Group. The Board delegates to the management the authority and responsibilities of the day-to-day management and operation of the Company. Despite the foregoing delegation, the Board would review and supervise the performance of the management periodically.

The Board may delegate any of its powers, authorities and discretions to such committees, consisting of such Director(s) and other person(s) as the Board thinks fit, and they may, from time to time, revoke such delegation or revoke the appointment of and discharge any such committees either in whole or in part, and either as to persons or purposes. Any committee so formed shall, in the exercise of the powers, authorities and discretions so delegated, conform to applicable laws and regulations, including the CG Code, and any regulations which may be imposed on it by the Board.

Regular meetings of the Board will be held to consider the strategic policies of the Company including but not limited to reviewing and approving significant acquisitions and disposals and annual budgets, reviewing the performance of the business and approving the public release of periodic financial results. Directors are also provided with access to independent professional advice in carrying out their obligations as Directors as and when required, at the expense of the Company.

## Appointment and Re-election of Directors

Each of the executive Directors has entered into a service agreement with the Company for an initial fixed term of three years commencing from 2 May 2019 and renewable automatically for successive terms of one year, subject to the provision of retirement and rotation of the Directors under the Articles. The non-executive Director and each of the independent non-executive Directors respectively has entered into a letter of appointment with the Company for an initial fixed term of three years commencing from 2 May 2019 and renewable automatically for successive terms of three years, subject to the provision of retirement and rotation of the Directors under the Articles. According to article 84 of the Articles, at each annual general meeting, one-third of the Directors for the time being (or, if their number is not a multiple of three (3), the number nearest to but not less than one-third) shall retire from office by rotation provided that each Director is subject to retirement by rotation at least once every three years but is eligible for re-election at an annual general meeting in accordance with the Articles.

Article 83(3) of the Articles specifies that any Directors appointed by the Board to fill a casual vacancy on the Board or as an additional Director to the existing Board shall hold office only until the next following annual general meeting of the Company after his appointment and shall then be eligible for re-election.

None of the Directors proposed for re-election at the forthcoming annual general meeting has a service agreement or letter of appointment with the Company which is not determinable by the Company within one year without payment of compensation, other than statutory compensation. The Company has also taken out Directors' and officers' liabilities insurance with effect from the Listing Date.

## Independent Non-executive Directors

During the Relevant Period, the Board comprised of six members, three of which are independent non-executive Directors, which represented more than one-third of the Board. As such, the Company has fully complied with Rules 5.05(1) and 5.05A of the GEM Listing Rules. Mr. Lo Chi Wang, our independent non-executive Director, is a certified public accountant with more than 21 years of experience in professional accounting. Accordingly, the Company has fully complied with Rule 5.05(2) of the GEM Listing Rules. For more details regarding the qualifications of Mr. Lo Chi Wang, please refer to the section headed "Biographical Details of Directors and Senior Management" of this annual report.

As at the date of this report, there was no independent non-executive Director serving the Group for more than nine years. Besides, the Company has received written annual confirmation from each of the independent non-executive Directors in respect of his independence in accordance with the independence guidelines set out in Rule 5.09 of the GEM Listing Rules, and the Company is of the view that all independent non-executive Directors fulfil the relevant independence requirements.

# Corporate Governance Report

## Continuous Professional Development of Directors

Pursuant to code provision C.1.4 of the CG Code, all Directors should participate in continuous professional development programme to develop and refresh their knowledge and skills to ensure that their contribution to the Board remains informed and relevant. During the year ended 31 March 2023, all Directors, namely Mr. Chung Chau Kan, Mr. Wong Wing Hoi, Mr. Wei Ming, Mr. Lo Chi Wang, Mr. Moo Kai Pong and Mr. Wu Kin San Alfred, have participated in continuous professional development programme by attending a training session in respect of the update on changes to the GEM Listing Rules and the CG Code. They also from time to time received from the Company updates on laws, rules and regulations which may be relevant to their roles, duties and functions as directors of a listed company.

## CHAIRMAN AND CHIEF EXECUTIVE OFFICER

Under code provision C.2.1 of the CG Code, the roles of chairman and chief executive should be separate and should not be performed by the same individual. The Directors recognise the importance of good corporate governance in management and internal control procedures so as to achieve effective accountability. During the Relevant Period, Mr. Wei Ming was the Chairman, and Mr. Chung Chau Kan was the Chief Executive Officer. The Chairman provides leadership for the Board and the Chief Executive Officer is responsible for day-to-day management of business. Their respective responsibilities are clearly established and set out in writing. The Group has fully complied with code provision C.2 of the CG Code.

## BOARD COMMITTEES

In order to assist the Board in discharging its duties in a more efficient manner, the Board has established, with written terms of reference, three Board committees, namely the Audit Committee, the Remuneration Committee and the Nomination Committee, to oversee particular aspects of the Company's affairs. The Board committees are provided with sufficient resources to discharge their duties. The written terms of reference for each Board committee are in compliance with the GEM Listing Rules and they are published on the websites of the Stock Exchange and the Company accordingly.

### Audit Committee

The Company established the Audit Committee on 29 March 2019 in compliance with Rule 5.28 of the GEM Listing Rules. Written terms of reference in compliance with Rule 5.29 of the GEM Listing Rules and code provision D.3.3 of the CG Code have been adopted. The primary duties of the Audit Committee are mainly to make recommendations to the Board on appointment, reappointment and removal of the external auditor, review and supervise the financial reporting process and the financial controls, internal control and risk management systems of the Company.

The Audit Committee consists of three independent non-executive Directors, being Mr. Lo Chi Wang, Mr. Moo Kai Pong and Mr. Wu Kin San Alfred. Mr. Lo Chi Wang is the chairman of the Audit Committee.

The Group's audited consolidated annual results for the years ended 31 March 2023 and 2022, unaudited condensed consolidated interim results for the six months ended 30 September 2022, unaudited condensed consolidated quarterly results for the three months ended 30 June 2022 and for the nine months ended 31 December 2022, the accounting policies and practices adopted by the Group, and the Group's financial reporting, risk management and internal control matters have been reviewed by the Audit Committee. During the Relevant Period, five Audit Committee meetings were held and the details of attendance of each Audit Committee member are set out in the paragraph headed "Board Meetings and Attendance Records of Directors" in this section on pages 36 to 37 of this report.

# Corporate Governance Report

## Nomination Committee

The Company established the Nomination Committee on 29 March 2019 in compliance with Rule 5.36A of the GEM Listing Rules. Written terms of reference in compliance with code provision B.3.1 of the CG Code have been adopted. The primary duties of the Nomination Committee are (i) to review the structure, size and composition (including the skills, knowledge and experience) of the Board at least annually and make recommendations to the Board on any proposed changes to the Board to complement the Company's corporate strategy; (ii) to identify individuals suitably qualified as potential Board members and select or make recommendations to the Board on the selection of individuals nominated for directorships; (iii) to assess the independence of independent non-executive Directors; and (iv) to make recommendations to the Board on the appointment or re-appointment of Directors and succession planning of Directors, in particular the Chairman and the Chief Executive Officer of the Company.

The Nomination Committee consists of one non-executive Director and two independent non-executive Directors, being Mr. Wei Ming, Mr. Moo Kai Pong and Mr. Wu Kin San Alfred, respectively. Mr. Wei Ming is the chairman of the Nomination Committee.

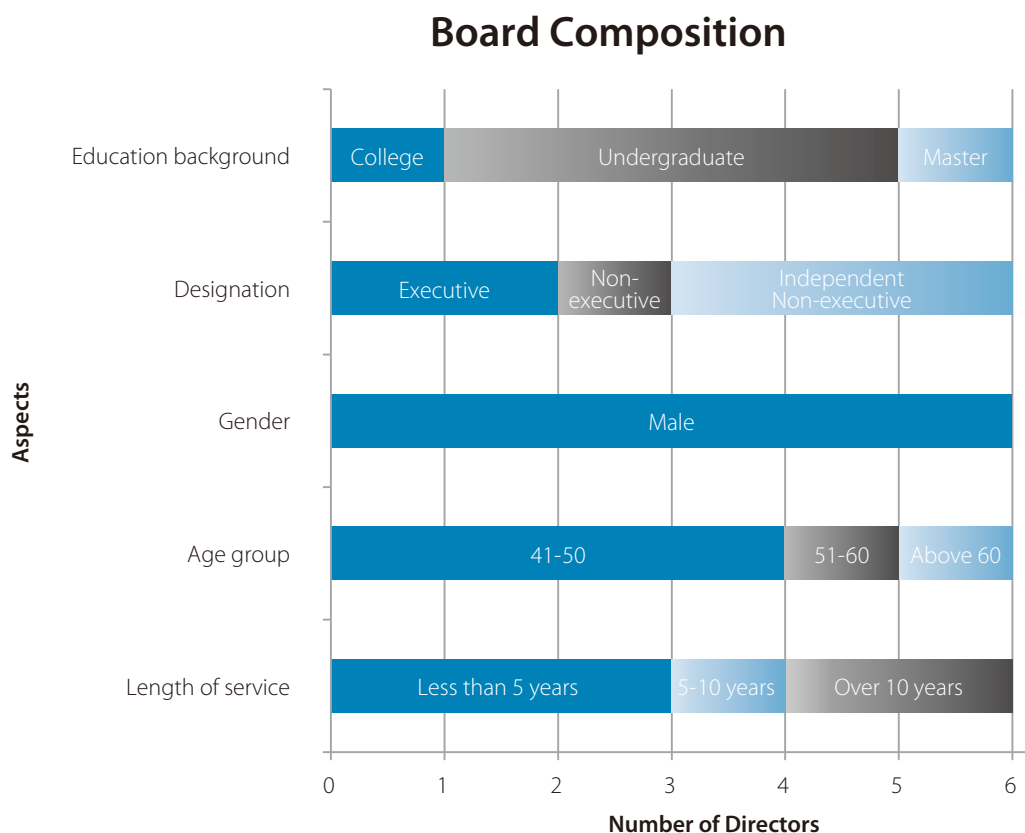
The Board recognises the importance of its diversity in relation to its business, and adopted a board diversity policy (the "**Board Diversity Policy**") on 11 April 2019. The Board considered the diversity of the Board can be achieved through the consideration of a number of aspects when selecting candidates, including but not limited to gender, age, cultural and educational background, ethnicity, professional experience, skills, knowledge and length of service. Except gender diversity, the above objective has been achieved during the Relevant Period. The Group will endeavor to appoint at least one female director by 31 December 2024.

The Nomination Committee will deploy multiple channels to identify suitable candidates as Directors, including referral from Directors, shareholders, management, advisors of the Company and external agents as and when appropriate. The Board is committed to further enhancing gender diversity as and when suitable candidates are identified. Besides, the Group will continue to take opportunities to increase the proportion of female workforce over time as and when suitable candidates are identified. Gender diversity in the workforce (including the senior management of the Group) is disclosed under the "Environmental, Social and Governance Report" on pages 43 to 59 of this report.

All Board appointments will be based on meritocracy, and will be considered against objective criteria, having due regard for the benefits of having diversity on the Board. The ultimate decision of Board appointment will be based on the reputation of, and contribution that the selected candidates will bring to the Board. The Nomination Committee will review the Board Diversity Policy on a regular basis and discuss any revisions that might be required, and recommend to the Board for consideration and approval.

# Corporate Governance Report

As at the date of this report, the Board's composition under certain diversified perspectives was summarised as follows:



During the Relevant Period, two Nomination Committee meetings were held and the details of attendance of each Nomination Committee member are set out in the paragraph headed "Board Meetings and Attendance Records of Directors" in this section on pages 36 to 37 of this report. During the Nomination Committee meetings, the Nomination Committee (i) reviewed, among other things, the independence of the independent non-executive Directors; (ii) considered the qualifications of the retiring Directors standing for re-election at the forthcoming annual general meeting; (iii) reviewed the structure, size and composition of the Board; and (iv) reviewed the Board Diversity Policy adopted by the Company. In identifying and selecting suitable candidates for directorships, the Nomination Committee would consider various factors including the candidate's character, qualifications, experience, gender, age, cultural and educational background, skills, knowledge, independence (where applicable) and other relevant criteria necessary to complement the corporate strategy and achieve board diversity, where appropriate, before making recommendation to the Board. Having reviewed the composition of the Board, except gender diversity which the Board endeavors to appoint at least one female director by 31 December 2024, the Nomination Committee considered that there is an appropriate balance of board diversity.

## Remuneration Committee

The Company established the Remuneration Committee on 29 March 2019 in compliance with Rule 5.34 of the GEM Listing Rules. Written terms of reference in compliance with Rule 5.35 of the GEM Listing Rules and code provision E.1.2 of the CG Code and the model under code provision E.1.2(c)(ii) of the CG Code have been adopted. The primary duties of the Remuneration Committee are mainly to make recommendations to the Board on the remuneration policy and the structure relating to all Directors and senior management of the Group, to assess the performance of the executive Directors and to approve the terms of their service contracts, review and make recommendations to the Board on the remuneration packages of the Directors and senior management of the Group, approve matters in relation to share schemes under Chapter 23 of the GEM Listing Rules and ensure none of the Directors or any of their associates determine that Director's own remuneration. No Directors or any of his associates were involved in deciding that Director's own remuneration. During the year ended 31 March 2023, there were no material matters relating to the Share Option Scheme which required review or approval by the Remuneration Committee.

# Corporate Governance Report

The Remuneration Committee consists of two independent non-executive Directors and one executive Director, being Mr. Moo Kai Pong, Mr. Wu Kin San Alfred and Mr. Chung Chau Kan, respectively. Mr. Moo Kai Pong is the chairman of the Remuneration Committee.

During the Relevant Period, three Remuneration Committee meetings were held and the details of attendance of each Remuneration Committee member are set out in the paragraph headed "Board Meetings and Attendance Records of Directors" in this section on pages 36 to 37 of this report. During the Remuneration Committee meetings, the Remuneration Committee reviewed, among other things, the remuneration of the Directors and senior management of the Group.

Pursuant to code provision E.1.5 of the CG Code, details of the remuneration of the senior management (other than Directors) by band for the year ended 31 March 2023 are as follows:

	Number of employees Year ended 31 March	
	2023	2022
Nil to HK\$1,000,000	-	-
HK\$1,000,001 to HK\$1,500,000	-	-

## Corporate Governance Functions

The Board as a whole is responsible for performing the corporate governance functions set out in code provision A.2.1 of the CG Code, namely:

- (i) to develop and review the Company's policies and practices on corporate governance;
- (ii) to review and monitor the training and continuous professional development of Directors and senior management;
- (iii) to review and monitor the Company's policies and practices on compliance with legal and regulatory requirements;
- (iv) to develop, review and monitor the code of conduct and compliance manual (including in relation to securities trading) applicable to employees and Directors; and
- (v) to review the Company's compliance with the CG Code and disclosure in the CG Report in the Company's annual reports..

In the Board meeting held on 26 June 2023, the Board had reviewed the Company's corporate governance policies and practices, training and continuous professional development of Directors and senior management, the Company's policies and practices on compliance with legal and regulatory requirements, the compliance of Rules 5.48 to 5.67 of the GEM Listing Rules (the "Securities Transactions Code"), the Company's compliance with the CG Code and disclosures in this CG Report.

## Board Meetings and Attendance Records of Directors

Code provision C.5.1 of the CG Code states that the Board should meet regularly and Board meetings should be held at least four times each year at approximately quarterly intervals with active participation of a majority of Directors, either in person or through electronic means of communication.

# Corporate Governance Report

The attendance record of each of the Directors at the Board meetings, committee meetings and annual general meeting held during the Relevant Period is set out in the table below:

Name of Director	Attendance/Number of Meeting				Annual General Meeting
	Board Meeting	Audit Committee	Nomination Committee	Remuneration Committee	
Mr. Chung Chau Kan	11/11	N/A	N/A	3/3	1/1
Mr. Wong Wing Hoi	11/11	N/A	N/A	N/A	1/1
Mr. Wei Ming	11/11	N/A	2/2	N/A	1/1
Mr. Moo Kai Pong	11/11	5/5	2/2	3/3	1/1
Mr. Lo Chi Wang	11/11	5/5	N/A	N/A	1/1
Mr. Wu Kin San Alfred	11/11	5/5	2/2	3/3	1/1

Apart from the Board meetings, the Chairman also held two meetings with the independent non-executive Directors without the presence of the executive Directors during the Relevant Period.

## COMPANY SECRETARY

In compliance with Rule 5.15 of the GEM Listing Rules, Ms. Lee Wing Yin ("**Ms. Lee**"), the company secretary of the Company, had undertaken not less than 15 hours of relevant professional training to update her skills and knowledge during the year ended 31 March 2023. For details of Ms. Lee's qualifications, please refer to the section headed "Biographical Details of Directors and Senior Management" of this report.

## NOMINATION POLICY

The Board has adopted a Directors nomination policy (the "**Nomination Policy**") which aims to:

- set out the criteria and process in the nomination and appointment of Directors;
- ensure that the Board has a balance of skills, experience and diversity of perspectives appropriate to the Company; and
- ensure the Board's continuity and appropriate leadership at Board level.

### Criteria

The Nomination Committee shall consider the following criteria in evaluating and selecting candidates for directorships:

- character, reputation and integrity;
- qualifications, experience and accomplishments, including professional qualifications, skills, knowledge and experience that are relevant to the Company's business and corporate strategy;
- willingness to devote adequate time to discharge duties as a Board member and other directorships and significant commitments;
- requirement for the Board to have independent directors in accordance with the GEM Listing Rules and whether the candidates would be considered independent by reference to the independence guidelines set out in the GEM Listing Rules;
- the Board Diversity Policy and any measurable objectives adopted by the Nomination Committee for achieving diversity on the Board;

# Corporate Governance Report

- any other perspectives that are appropriate to the Company's business and succession plan and where applicable, may be adopted and/or amended by the Board and/or the Nomination Committee from time to time for nomination of Directors and succession planning; and
- such other perspectives appropriate to the Company's business.

## Nomination Procedures

### (A) *Appointment of New Director and Election of Director at General Meeting*

- The Nomination Committee shall, upon receipt of the proposal on appointment of a new Director, review the biographical information (or relevant details) of such candidate and evaluate such candidate based on the criteria as set out in above paragraph of "Criteria" to determine whether such candidate is qualified for directorship.
- The Nomination Committee may request such candidate to provide additional information and documents, if considered necessary.
- If the process yields one or more desirable candidates, the Nomination Committee shall rank them by order of preference based on the needs of the Company (including but not limited to ensuring that the Board has a balance of skills, experience and diversity of perspectives) and reference check of each candidate (where applicable).
- The Nomination Committee shall then recommend appointment of the appropriate candidate for directorship and the candidate shall provide his/her written consent (a) to be appointed as a Director, and (b) to the public disclosure of his/her personal data on any documents or the relevant websites for the purpose of or in relation to his/her standing for election as a Director.
- For any person that is nominated by a Shareholder for election as a Director at the general meeting of the Company, the Nomination Committee shall evaluate such candidate based on the above paragraph of "Criteria" to determine whether such candidate is qualified for directorship and where appropriate, the Nomination Committee and/or the Board shall make recommendation to the Shareholders in respect of the proposed election of Director at the general meeting.
- The Board shall have the final decision on all matters relating to its recommendation of candidates to stand for election at any general meeting.

### (B) *Re-Election of Director at General Meeting*

- Retiring Directors are eligible for nomination by the Board to stand for re-election at a general meeting of the Company.
- The Nomination Committee shall review the retiring Director's overall contribution and service to the Company, including his/her attendance of Board meetings and committee meetings and, where applicable, general meetings, and his/her level of participation and performance on the Board.
- The Nomination Committee shall also review and determine whether the retiring Director continues to meet the criteria as set out in above paragraph.
- The Nomination Committee and/or the Board shall then make recommendation to the Shareholders in respect of the proposed re-election of the Director at the general meeting.
- The Board shall have the final decision on all matters relating to its recommendation of candidates to stand for re-election at any general meeting.



# Corporate Governance Report

## Regular Review

The Nomination Committee will conduct regular review on:

- (i) the effectiveness of the Nomination Policy to ensure that it remains relevant to the Company's needs and reflects both current regulatory requirements and good corporate governance practice, and
- (ii) the structure, size and composition of the Board and where appropriate, make recommendations on changes to the Board to complement the Company's corporate strategy and business needs.

## DIRECTORS' SECURITIES TRANSACTIONS

The Company has adopted a code of conduct regarding securities transactions by Directors on terms no less exacting than the required standard of dealings set out in the Securities Transactions Code.

Specific enquiry has been made with all the Directors and each of the Directors has confirmed that they have complied with the Securities Transactions Code throughout the Relevant Period.

During the Relevant Period, the Company is not aware of any incident of non-compliance of the Securities Transactions Code by the Directors.

## DIRECTORS' AND AUDITORS' RESPONSIBILITY IN PREPARING THE FINANCIAL STATEMENTS

The Directors are responsible for the preparation of the financial statements in accordance with the Hong Kong Financial Reporting Standards issued by the HKICPA and the disclosure requirements of the Companies Ordinance, which give a true and fair view of the state of affairs, profit or loss and cash flow of the Group on a going concern basis.

The Directors acknowledge their responsibility for the preparation of consolidated financial statements of the Group for the year ended 31 March 2023. The statements of the Directors' responsibilities for preparing the consolidated financial statements of the Group and external auditors' responsibilities for the audit of the consolidated financial statements are set out in the "Independent Auditor's Report" in this report. There are no material uncertainties relating to events or conditions which may cast significant doubt over the Company's ability to operate as a going concern.

## AUDITOR'S REMUNERATION

The fees paid or payable to the external auditor of the Group, Baker Tilly Hong Kong Limited, for the year ended 31 March 2023 are as follows:

Services rendered	Fees paid/payable HK\$'000
Audit services	568
Non-audit service	–

## RISK MANAGEMENT AND INTERNAL CONTROL

The Board acknowledges its responsibility for the effectiveness of the Group's risk management and internal control systems in order to safeguard the Group's assets and the Shareholders' interests and conduct a review on an annual basis. The main features of the risk management and internal control systems of the Group include:

- (i) the identification of potential risks;
- (ii) the assessment and evaluation of risks;
- (iii) the development and continuous updating of mitigation measures; and
- (iv) the ongoing review of internal control procedures to ensure their effectiveness in respect of the Group's financial, operational, compliance controls and risk management functions.

# Corporate Governance Report

In order to protect the Group's assets against improper use and ensure compliance with applicable laws, rules and regulations, the Group has also established organisational structure within such risk management and internal control systems by clearly defining the power and obligations of each department in the Group. The risk management and internal control systems are designed to manage, rather than eliminate, the risk of failure to achieve business objectives, and can only provide reasonable, but not absolute, assurance against material misstatement or loss.

## Process Used to Identify, Evaluate and Manage Significant Risks

The Group's risk management process involves the identification, evaluation, response, monitoring and reporting of risks. After having successfully identified the risks that may potentially affect the Group's business and operations by the management of the Company, the Board will perform risk assessment by prioritising the risks identified to determine those key risks that the Group is exposed to and discuss mitigation measures. Besides, existing risk mitigation measures are subject to regular monitoring and review by the management of the Company, which will review the Group's risk management strategies, report such results and make appropriate suggestions to the Board.

For the purpose of the Listing, the Group engaged an independent external consulting firm as the Group's internal control adviser (the "Internal Control Adviser") to undertake a review on, among others, the internal control system on (i) entity-level controls; (ii) sales and receivables; (iii) procurement, payments and fixed asset management; (iv) information systems controls (including IT serial controls for key financial reporting system); (v) cash and treasury management; (vi) financial reporting and disclosure controls; (vii) human resources; (viii) taxation; and (ix) IP. The Group did not appoint any Internal Control Adviser during the Relevant Period. Management is of the view that our internal control system has not changed since the Listing Date and it remains effective in all aspects. The Board reviewed the effectiveness of the risk management and internal control systems for the Relevant Period at the Board meeting held on 26 June 2023, and is of the opinion that the Group's risk management and internal control systems are effective and adequate and that nothing has come to its attention to cause the Board to believe the Group's risk management and internal control systems are inadequate. The Board and the Audit Committee will reconsider the need for engaging an internal control adviser next year.

The Group does not have an internal audit function and the Audit Committee is of the view that there is no immediate need to set up an internal audit function within the Group in light of the size, nature and complexity of the Group's business. The Board and the Audit Committee will review the need for an internal audit function from time to time.

## Handling and Dissemination of Inside Information

With respect to procedures and internal controls for the handling and dissemination of inside information, the Company is aware of its relevant obligations under the SFO and the GEM Listing Rules. The Group adopts and implements an information disclosure policy and procedures in order to protect inside information from unauthorised and inaccurate disclosure.

The Group has strictly prohibited unauthorised use of confidential or inside information. Any inside information and any information which may potentially constitute inside information is promptly identified, assessed and escalated to the Chairman and the chief financial officer to decide on the need for disclosure. The Audit Committee regularly reviews and assesses the effectiveness of the information disclosure policy and procedures and proposes recommendations to the Board.

# Corporate Governance Report

## SHAREHOLDERS' RIGHTS

The general meetings of the Company provide a forum for the Shareholders to exchange views directly with the Board. Subject to provisions of the applicable laws in the Cayman Islands and GEM Listing Rules, an annual general meeting of the Company is held each year and at the venue to be determined by the Board. Each general meeting, other than an annual general meeting, is called an extraordinary general meeting ("EGM").

### Rights to Convene EGMs and Procedures

Pursuant to article 58 of the Articles, the Board may, whenever it thinks fit, convene an EGM. Any one or more Shareholders holding at the date of deposit of the requisition not less than one-tenth of the paid up capital of the Company having the right of voting at general meetings of the Company shall have the right, by written requisition to the Board or the company secretary, to require an EGM to be called by the Board for the transaction of any business or resolution specified in such requisition. Such meeting shall be held within two months after the deposit of such requisition. The requisition must be deposited at the registered office or the head office of the Company.

If within 21 days of such deposit, the Board fails to proceed to convene such EGM, the requisitionist(s) himself (themselves) may convene a physical meeting at only one location which will be the principal meeting place, and all reasonable expenses incurred by the requisitionist(s) shall be reimbursed to requisitionist(s) by the Company.

### Rights to Put Forward Proposals at General Meetings

The Board is not aware of any provisions under the Articles and the Companies Act allowing Shareholders to propose new resolutions at the general meetings. Subject to the provisions of the Articles, eligible Shareholders who wish to move a resolution may by means of requisition to convene an EGM following the procedures set out above.

### Putting Forward Enquiries to the Board

To put forward any enquiries to the Board, Shareholders may send written enquiries to the Company with sufficient contact details. The Company will not normally deal with verbal or anonymous enquiries.

### Contact Details

Shareholders may send their enquiries or requests as mentioned above to the following:

Address: Office E, 17th Floor, EGL Tower, No. 83 Hung To Road, Kwun Tong, Kowloon, Hong Kong  
Fax: +852 2851 0017  
Email: investor@novacontechgroup.com

Shareholder(s) must deposit and send the original duly signed written requisition, notice or statement, or enquiry (as the case may be) to the above address and provide their full name, contact details and identification in order to give effect thereto. Shareholders' information may be disclosed as required by law.

# Corporate Governance Report

## COMMUNICATION WITH SHAREHOLDERS AND INVESTORS

The Company considers that effective communication with Shareholders is essential for enhancing investor relations and investor understanding of the Group's business performance and strategies. The Company endeavours to maintain an on-going dialogue with Shareholders and in particular, through annual general meetings and other general meetings. At the annual general meeting, Directors (or their delegates as appropriate) are available to meet Shareholders and answer their enquiries.

The Company maintains a website at [www.novacontechgroup.com](http://www.novacontechgroup.com) as a communication platform with the Shareholders and potential investors, where the latest business development, financial information and other relevant information of the Company are available for public access. The information on the Company's website is updated on a regular basis in order to maintain a high level of transparency.

Information released by the Company, including but not limited to, the quarterly, interim and annual reports, notices, announcements and circulars will also be posted onto the Stock Exchange's website at the same time.

The Board has reviewed the implementation and effectiveness of the Shareholders' communication policy of the Company for the year ended 31 March 2023, and is of the view that, through the various communication channels including but not limited to (a) holding of annual general meetings; (b) timely dissemination of information on the Company's website and the Stock Exchange's website; and (c) various manners to put forward enquiries to the Board as set out above, the Shareholders' communication policy had been properly and effectively implemented during the year ended 31 March 2023.

## CONSTITUTIONAL DOCUMENTS

At the annual general meeting of the Company held on 28 July 2022, special resolution was passed to approve the amendments to the then articles of association of the Company and to adopt the amended and restated articles of association of the Company to (i) allow a general meeting to be held by electronic means or in the form of a hybrid meeting; (ii) ensure that the articles of association of the Company complies with the latest requirements of the GEM Listing Rules and the applicable laws of the Cayman Islands; and (iii) make certain minor housekeeping amendments to the then articles of association of the Company. Details of the amendments made are set out in the circular of the Company dated 28 June 2022.

Pursuant to Rule 17.102 of the GEM Listing Rules, the Company has published its latest memorandum of association and the Articles on the respective websites of the Stock Exchange and the Company.

# Environmental, Social and Governance Report

## INTRODUCTION

The Group believes sustainability to be an essential element in their business success. The Group is committed to building an environmental-friendly corporation while maintaining high quality standards in the service and operations. The Board leads the Group's Environmental, Social and Governance ("ESG") strategy and has continued to drive appropriate measures and to ensure internal control systems are in place to address relevant ESG issues. This report highlights our ESG performance and refers to the ESG reporting principles set out in Appendix 20 to the GEM Listing Rules.

The Group believes that understanding the views of our stakeholders lay a solid foundation to the long-term growth and success of the Group. The Group continues to maintain an open dialogue with its stakeholders through staff briefing sessions, customer service channels, annual general meetings, regular supplier reviews, community donations, etc. to help better align business and sustainability strategy. With regular communication and interaction with stakeholders, the Group can better maintain a balance between its business practices and sustainability strategies in line with stakeholders' needs and expectations.

The Group's materiality assessment, which includes discussions on materiality aspects of ESG, indicates that, from its stakeholder's perspective, the areas "health and safety", "labour standards", "product responsibility" and "anti-corruption" in order of priority, are considered to be of most material areas and may have significant influence over the Group's ESG performance. If the key performance indicators ("KPI(s)") have been established, they must be measurable and applicable to valid comparisons under appropriate conditions. They must also be able to describe the purpose and impacts of quantitative information. This report has fully applied the principle of balance. This report has used consistent statistical methodologies to allow meaningful comparisons of related data over time. Any changes to the methods used are specified in this report.

This report covers the overall performance of the two subject areas, namely environmental and social aspects for the business operations of all entities (including the Group) operating in our office in Hong Kong during the year ended 31 March 2023. For corporate governance information, please refer to the "Corporate Governance Report" on pages 31 to 42 of this annual report.

## REPORT PREPARATION

This report truthfully and objectively introduces how the Group fulfil corporate social responsibility in 2023 and focuses on disclosing the information in the three major areas of environment, society and governance (ESG). This report reflects objective facts while disclosing positive and negative indicators.

- (i) Materiality principle: This report identifies and responds to important social responsibility issues affecting the Group's sustainability based on stakeholder survey, data analysis, etc. In order to gain a better understanding of the expectations, perceptions and concerns of our stakeholders, we have engaged our management team and employees in identifying the Group's material ESG issues. With the identified material ESG aspects, we strive to ensure proper measures on significant issues are addressed adequately throughout our business activities.
- (ii) Quantitative principle: The Group's quantitative key performance indicators are disclosed in this report.
- (iii) Balance principle: This report provide an unbiased picture of the Group's performance.
- (iv) Consistency principle: This report keeps indicators used in different reporting periods as consistent as possible and explains any changed indicators to present changes in key performance.

## STATEMENT OF THE BOARD OF DIRECTORS

The Group and the Board attaches great importance to the development of ESG responsibility. We have established the ESG governance structure, and integrated ESG concepts into all aspects of our daily operations. The Board is responsible for the oversight, deliberation and decision-making of major ESG-related issues; the management comprehensively arranges the implementation of ESG strategies, prepares this report and reports to the Board.

# Environmental, Social and Governance Report

To identify important ESG issues and determine management policies, the Group conducts the research and analysis of substantive issues once a year. By understanding the important issues of concern to internal and external stakeholders, the Board and senior management discuss and analyze the importance of each issue to the Group's social responsibility, and then determine the key issues and strategy, including the process used to evaluate, prioritise and manage material ESG-related issues for this report and disclose them. In the year ended 31 March 2023, the Group and the Board paid great attention to ESG compliance, and continued to follow up the implementation of key ESG work with regular meetings to review progress made against ESG-related goals and targets.

In terms of setting ESG targets, the Group continued to improve its operation level while actively responding to national strategies, integrating the concept of green development into its own green operations and business activities, promoting economic transformation to the low-carbon mode, laying a sustainable foundation for the Group's long-term green operation goal.

## STAKEHOLDER ENGAGEMENT

In relation to the Group's business operation and the ESG aspects, the Group places a high priority to its stakeholders and their feedback. To facilitate in understanding and addressing their key concerns, the Group maintains close communication with its key stakeholders, including but not limited to investors and shareholders, government and regulatory authorities, customers, suppliers and contractors, employees, as well as non-governmental organisations ("NGOs") and the community.

The Group makes an assessment on stakeholders' expectations regularly through the diversification of the engagement methods and communication channels as shown below:

Stakeholder	Engagement Platform	Expectations
<ul style="list-style-type: none"> <li>Investors and shareholders</li> </ul>	<ul style="list-style-type: none"> <li>General meetings and other shareholders' meetings</li> <li>Announcements and circulars</li> <li>Financial reports</li> <li>Company website</li> </ul>	<ul style="list-style-type: none"> <li>Return on investment</li> <li>Corporate governance</li> <li>Business compliance</li> </ul>
<ul style="list-style-type: none"> <li>Government and regulatory authorities</li> </ul>	<ul style="list-style-type: none"> <li>Written or electronic correspondences</li> <li>Compliance inspections</li> <li>Conferences and seminars</li> </ul>	<ul style="list-style-type: none"> <li>Compliance with relevant laws and regulations</li> <li>Stable business operations</li> <li>Business ethics</li> </ul>
<ul style="list-style-type: none"> <li>Customers</li> </ul>	<ul style="list-style-type: none"> <li>Frequent communication by direct and virtual meetings</li> <li>Customer feedback by email and telephone</li> </ul>	<ul style="list-style-type: none"> <li>Protection of customer information</li> <li>Customer satisfaction</li> <li>Premium services</li> </ul>
<ul style="list-style-type: none"> <li>Suppliers and contractors</li> </ul>	<ul style="list-style-type: none"> <li>Frequent communication by direct and virtual meetings</li> <li>Business correspondences</li> </ul>	<ul style="list-style-type: none"> <li>Open and fair procurement</li> <li>Stable business relationship</li> </ul>
<ul style="list-style-type: none"> <li>Employees</li> </ul>	<ul style="list-style-type: none"> <li>Training activities, and briefing sessions</li> <li>Annual performance appraisal</li> <li>Two-way dialogue</li> </ul>	<ul style="list-style-type: none"> <li>Safe working environment</li> <li>Career development</li> <li>Remuneration and benefits</li> </ul>
<ul style="list-style-type: none"> <li>NGOs and the community</li> </ul>	<ul style="list-style-type: none"> <li>Company website</li> <li>Charity and community activities</li> <li>ESG reports</li> </ul>	<ul style="list-style-type: none"> <li>Environmental issues awareness</li> <li>Communities involvement</li> <li>Contribution to society</li> </ul>

# Environmental, Social and Governance Report

The Group endeavours to collaborate with its stakeholders in improving its ESG performance and create greater value for the community and its sustainability.

## MATERIALITY ASSESSMENT

To consider the feedback from various stakeholders on relevant ESG issues, the Group has assessed its importance to its businesses and stakeholders by summarising in the table below:

ESG Index	Material ESG Issues	Materiality
<b>A. Environmental</b>		
A1: Emissions	Air emissions	Low
	Greenhouse gases emissions	Medium
	Waste management	Low
A2: Use of Resources	Energy consumption	Medium
	Water consumption	Medium
	Use of packaging material	Low
A3: The Environment and Natural Resources	Impact on environment and natural resources	Low
A4: Climate Change	Impact of climate-related issues on the Group	Low
<b>B. Social</b>		
B1: Employment	Recruitment, promotion and dismissal	Medium
	Remuneration and benefits	Medium
	Diversity and equal opportunity	Medium
B2: Health and Safety	Working environment	Medium
	Work-related fatalities and injuries	High
B3: Development and Training	Staff development and training	Medium
B4: Labour Standards	Prevention of child and forced labour	High
B5: Supply Chain Management	Fair and open procurement	Medium
	Environmental and social risks of the supply chain	Medium
	Promotion of environmentally preferable products and services	Medium
B6: Product Responsibility	Product quality and customer complaints	High
	Advertising and labelling	Low
	Protection of IP rights	High
	Data privacy protection	High
B7: Anti-corruption	Whistleblowing policy and anti-corruption training	Medium
	Corrupt practices	High
B8: Community Investment	Community involvement and resources contribution	Medium



# Environmental, Social and Governance Report

During the year ended 31 March 2023, the Group confirmed that it has established appropriate and effective management policies and internal control systems for ESG issues, and confirmed that the disclosed contents are in compliance with the requirements of the ESG Reporting Guide.

## CONTACT US

We value your feedback and suggestion to help us improve our ESG performance. You are welcome to contact us by:

Address: Office E, 17th Floor, EGL Tower, No. 83 Hung To Road, Kwun Tong, Kowloon, Hong Kong

Fax: +852 2851 0017

Email: investor@novacontechgroup.com

## SECTION A. ENVIRONMENTAL

### A1: Emissions

The Group is principally engaged in the development and provision of financial trading solutions and development and supply of resource allocation, planning, scheduling and management of software and services. The nature of the Group's business does not involve direct emission of large amounts of polluted air emissions, discharge of pollutants into water and land, and generation of hazardous and non-hazardous waste. Therefore, there are no laws and regulations related to air and greenhouse gas ("GHG") emissions, discharges into water and land, and generation of hazardous and non-hazardous waste that have a significant impact on the Group. Due to the nature of the Group's business, the Group's daily operations mainly involve indirect GHG emissions, which are mainly due to the use of electricity, business travels and paper consumption in our office. In terms of energy consumption, carbon dioxide is the main GHG produced by the Group. The Group does not use other forms of energy and natural resources for its operation and it has no direct and significant impact on the environment.

#### **Air Emissions**

The principal business activity of the Group is the development and provision of financial trading solutions and development and supply of resource allocation, planning, scheduling and management of software and services. The Group considers that its air emissions were not significant and is not aware of any material non-compliance of environmental laws and regulations during the year ended 31 March 2023.

#### **GHG Emissions**

The consumption of electricity at the office (Scope 2) is the major source of GHG emissions of the Group.

##### *Scope 1 – Direct GHG Emissions*

The Group is not aware of any direct GHG emissions during the year ended 31 March 2023.

##### *Scope 2 – Energy Indirect GHG Emissions*

Electricity consumption accounted for substantial portion of GHG emissions within the Group during the year ended 31 March 2023. The Group has formulated a series of policies and measures to achieve electricity conservation. Please refer to the paragraph headed "A2: Use of Resources – Energy Consumption" under this section of this report for details.

##### *Scope 3 – Other Indirect GHG Emissions*

Paper waste disposal accounted for the other indirect GHG emissions. The Group has encouraged our staff to reduce paper consumption.

# Environmental, Social and Governance Report

For the year ended 31 March 2023, the Group's quantitative information on GHG emissions and its intensity is as follows:

Indicator	Unit <sup>(Note 1)</sup>	2023	2022
<b>Scope 1 – Direct GHG Emissions</b>	tCO <sub>2</sub> e	–	–
<b>Scope 2 – Energy Indirect GHG Emissions</b>			
• Electricity consumption	tCO <sub>2</sub> e	<b>44.0</b>	36.5
<b>Scope 3 – Other Indirect GHG Emissions</b>	tCO <sub>2</sub> e		
• Business Travel		–	–
• Paper Consumption		<b>0.4</b>	0.5
<b>Total</b>	tCO <sub>2</sub> e	<b>44.4</b>	37.0
Intensity of total emission of GHG (Total emission of GHG per square feet ("sq.ft.") of floor area) <sup>(Note 2)</sup>	tCO <sub>2</sub> e/sq. ft.	<b>0.008</b>	0.011

Notes:

1. tCO<sub>2</sub>e is defined as tonnes of carbon dioxide equivalent.
2. Intensity is measured by dividing each GHG emission by the total gross floor area of approximately 5,800 sq.ft. (2022: approximately 3,400 sq.ft.) of the Group's offices.

## Business Air Travel

Business air travel is inevitable in some circumstances as the Group is seeking to expand its business beyond Hong Kong. Nevertheless, the staff of the Group travelled only when necessary and travelled in economy class to reduce carbon footprints. In the year ended 31 March 2023, no carbon emission from air travel was recorded as almost all services were delivered in Hong Kong notwithstanding that we had considerable number of overseas customers. In addition, in order to reduce carbon emissions from air travel, the Group encourages employees to use video conference calls and participate in online meetings.

## Paper Consumption

The Group promotes the reduction of paper printing and encourages the use of electronic communications and electronic records. Single-sided printed paper is reused as draft paper or used to print internal documents. Notices have been posted in the office to remind employees to use paper wisely to reduce the consumption of paper. Besides, the Group does not use any packaging materials for its operations other than envelopes.

Our target is to keep the total emission of GHG intensity at a stable level with less than 10% increase each year. Employees' awareness of reducing paper consumption has continued to improve through the implementation of above measures. The intensity of total emission of GHG has been decreased by approximately 27% from 0.011 tCO<sub>2</sub>e/sq. ft. for the year ended 31 March 2022 to 0.008 tCO<sub>2</sub>e/sq. ft. for the year ended 31 March 2023 due to the reduction in paper consumption and increase in office area.

# Environmental, Social and Governance Report

## Waste Management

### Hazardous Waste Management

Due to business nature of the Group, it did not generate a significant amount of hazardous waste during the year ended 31 March 2023.

### Non-hazardous Waste Management

The Group adheres to the 5R's principle – Refuse, Reduce, Reuse, Repurpose and Recycle and is committed to proper management and disposal of the non-hazardous waste generated from its operations. The non-hazardous wastes generated by the Group's operations mainly consist of office paper. During the year ended 31 March 2023, the Group continued to use its best endeavours to educate its employees on the importance of reducing waste production. The Group strives to achieve the target of "reducing waste at source" by monitoring the consumption volume continuously.

For the year ended 31 March 2023, the Group's quantitative information on the performance of non-hazardous waste disposal and its intensity is as follows:

Category of waste	Unit	2023	2022
Total non-hazardous waste			
• Office paper	Tonnes	<b>0.089</b>	0.114
Intensity (per floor area)	Tonnes/sq. ft.	<b>0.000015</b>	0.000034

Note: Intensity is measured by dividing tonnes of paper waste by the total gross floor area of approximately 5,800 sq.ft. (2022: approximately 3,400 sq.ft.) of the Group's offices.

Our target is to reduce, or at most maintain the non-hazardous waste disposal intensity at a stable level with less than 10% increase each year. For the steps taken to achieve it, please refer to the paragraph headed "Paper Consumption" and "Waste Management – Non-hazardous Waste Management" under this section of this report. The decrease in intensity of non-hazardous waste by approximately 56% from 0.000034 tonnes/sq.ft. for the year ended 31 March 2022 to 0.000015 tonnes/sq.ft. for the year ended 31 March 2023 is due to the reduction in office paper used and increase in office area.

## A2: Use of Resources

The Group continues with its initiative to introduce several measures to reduce environmental impact arising from its business operations by promoting the awareness of resources conservation and efficient utilization of resources to our employees.

### Energy Consumption

As a responsible environmental company, our goal is to reduce emission of GHG and energy consumption as much as possible. The Group's energy consumption is mainly composed of electricity consumption. In order to avoid excessive energy consumption, the Group has implemented a number of measures to reduce the use of electricity as follows:

- Staff are required to turn on power saving mode for computers, printers and monitors when idle;
- Staff are required to switch off lighting, printers, air conditioners and computers by the end of the working day; and
- We maintain the office room temperature at 25 degrees Celsius.

Our target is to reduce, or at most keep the electricity consumption intensity at a stable level with less than 10% increase each year. Through the implementation of such measures, employees' awareness of reducing energy consumption has continued to improve. The intensity of total energy consumption in the year ended 31 March 2023 has decreased by approximately 26% from that of the year ended 31 March 2022.

# Environmental, Social and Governance Report

For the year ended 31 March 2023, the total electricity consumption and its intensity is as follows:

Types of energy	Unit	2023	2022
Total Energy Consumption			
• Direct Energy Consumption	kWh	–	–
• Indirect Energy Consumption – Electricity	kWh	79,916	64,060
Total	kWh	79,916	64,060
Intensity (per floor area)	kWh/sq. ft.	14	19

## Water Consumption

Water consumption is used primarily for two purposes, drinking water and daily cleaning. There is no running water facility in our office. Water consumed is mainly municipal water supplied by the Water Supplies Department. We did not encounter any problems in terms of sourcing water that is fit for purpose during the year ended 31 March 2023. Our Group considers our consumption of water is insignificant. Our target is to keep the water consumption intensity at a stable level with less than 10% increase each year. During the year ended 31 March 2023, the Group ordered distilled water from suppliers for staff's drinking along with issuing a notice to remind employees to cherish drinking water. The decrease in intensity by approximately 22% from 0.0018 m<sup>3</sup>/sq.ft. for the year ended 31 March 2022 to 0.0014 m<sup>3</sup>/sq.ft. for the year ended 31 March 2023 is due to the increase in office area which is partially net off by the increase in number of staff.

For the year ended 31 March 2023, the total water consumption performance of the Group and its intensity is as follows:

Water Consumption	2023	2022
Water consumption (m <sup>3</sup> )	8.30	6.03
Intensity (per floor area m <sup>3</sup> /sq. ft.)	0.0014	0.0018

## Use of Packaging Material

Given the business nature of the Group, the Group did not use packaging material in the sale of products or services in our daily operation during the year ended 31 March 2023. However, we encourage our suppliers to use less packaging material during the transportation of the hardware/software.

## A3: The Environment and Natural Resources

Although the business of the Group has a limited adverse impact on the environment and natural resources, as an ongoing commitment to good corporate social responsibility, the Group recognises its responsibility in minimizing the negative environmental impacts in its operations in order to achieve sustainable development and to generate greatest value for our stakeholders and the our community in long term. We strive to enhance the awareness among employees to participate in different kinds of recycling activities and minimizing the use of natural resources.

The Group regularly assesses the environmental risks of its business and implements preventive measures to reduce the risks in ensuring relevant laws and regulations are complied with.

## A4: Climate Change

Since our major business operation is carried out in office premises, climate change does not have direct significant impact on the business. The Group may experience productivity loss due to increase in extreme weather conditions, such as typhoons, heavy rain and sudden flash flood. The Group will review the existing measures for adverse weather conditions and ensure the safety of the employees.

# Environmental, Social and Governance Report

Regarding energy use and reducing carbon emissions to address climate change, the Group has taken effective measures to create an atmosphere of energy saving and carbon reduction to cope with the impact of climate change. We are constantly improving the level of energy management, and have taken targeted measures to promote energy saving and emission reduction in the main energy consumption aspects such as electricity consumption in office. The management has issued notice to remind the employees to turn off idle laptops, lights and air-conditioners after working hours.

As green office has become an inevitable choice in the low-carbon era, the Group actively advocates green management and green operation, and consciously integrates the concept of green development into its business and daily operations. In the year ended 31 March 2023, the Group promoted paperless transformation in its services and daily operations. We held meetings by means of video and telephone conference, and conducted electronic process and approval through online approval system, e-mail, online teams meeting and so on, effectively reducing dependence on resources while improving management efficiency.

The Group targets to keep the intensity of GHG emissions, waste consumption and electricity consumption at a stable level with less than 10% increase each year.

## SECTION B. SOCIAL

### B1: Employment

The Group develops employment policies regarding recruitment, compensation, promotion, dismissal, leave entitlements and other benefits and welfare. Employment and benefits provisions are communicated to staff through our employee handbook. The Group is committed to creating an equal opportunity and a diverse work environment. All staff are assessed, recruited, promoted or dismissed on the basis of their performance without discrimination against age, gender, pregnancy, disability, race, marital status or family status. The Group targets to maintain zero incidents of discrimination and harassment.

During the year ended 31 March 2023, the Group was not aware of any non-compliance with relevant laws and regulations that would have a significant impact on the Group relating to compensation and dismissal, recruitment and promotion, working hours, rest periods, equal opportunity, diversity, anti-discrimination, and other benefits and welfare, including but not limited to the Employment Ordinance (Chapter 57 of the Laws of Hong Kong), the Sex Discrimination Ordinance (Chapter 480 of the Laws of Hong Kong), the Employees' Compensation Ordinance (Chapter 282 of the Laws of Hong Kong).

As at 31 March 2023, the Group had 56 full-time employees, 48 of which were located in Hong Kong and 8 were located in the PRC. Approximately 82% of the employees were male and 18% were female.

As at 31 March 2023, the staff gender and age distribution by position is as follows:

Position	No. of Employee	Male	Female	Aged under 30	Aged 30 to 40	Aged 41 to 50	Aged over 50
Manager	9	8	1	–	4	5	–
General staff	47	38	9	24	19	4	–

Staff turnover and turnover rate during the year ended 31 March 2023 is as follows:

Category	No. of Employee	Male	Female	Aged under 30	Aged 30 to 40	Aged 41 to 50	Aged over 50	Hong Kong	PRC
New Staff	25	20	5	17	7	1	–	16	9
Staff turnover	12	10	2	6	4	1	1	11	1
Staff turnover rate		22%	20%	25%	17%	11%	100%	23%	13%

Note: Staff turnover rate is calculated by dividing number of staff turnover during the year in their specified categories over the average number of employees at the beginning and end of that year in their specified categories.

# Environmental, Social and Governance Report

## B2: Health and Safety

The Group provides a safe and healthy working environment for its employees and takes all reasonable steps to prevent accidents and injuries during their work. There is a first aid kit in the office. The Group also provides medical and dental insurance for permanent employees. The health and safety policy of the Group states that one of the prime responsibilities of the management at all levels is to ensure all reasonably practicable actions are taken to comply with the Occupational Safety and Health Ordinance (Chapter 509 of the Laws of Hong Kong) and the policy itself. The Group aims to ensure the health and safety at work of the employees as required under the Occupational Safety and Health Ordinance by carrying out various reasonable steps to prevent injuries, including providing adjustable working chairs and sufficient storage space for spacious working area, maintaining office equipment, and placing objects and stationery at easily reachable and convenient locations. Such measures are subject to regular review by the Group's management and are adjusted to reflect any influencing internal and external factors as and when necessary.

Additionally, the challenges arising from the COVID-19 pandemic are unprecedented. To reduce the risk of infection and the spread of the virus in the workplace, we have implemented precaution measures, including:

- Require employees to do rapid antigen test when they display symptoms of COVID-19;
- Remind employees to wash and sanitise their hands frequently;
- Adopt work from home arrangements when the COVID-19 pandemic is serious; and
- Arrange virtual meetings with clients instead of physical meetings.

During the year ended 31 March 2023, the Group was not aware of any non-compliance with relevant laws and regulations that would have a significant impact on the Group relating to providing a safe working environment and protecting employees from occupational hazards. There were no work-related fatalities or lost days due to work injury for the years ended 31 March 2021, 2022 and 2023.

## B3: Development and Training

The Group provides regular training to employees to ensure they have the appropriate skills to handle their daily job responsibilities. The Group arranges and designs the trainings according to the roles and responsibilities of the employees, mainly on IT, risk management, corporate governance, etc. The Group also updates the employees on the latest information of the industry and the laws and regulations which are essential to the Group's operation and their job responsibilities from time to time. Employees are encouraged to participate in a variety of self-development skill training courses tailored to both general and managerial staff, such as e-Seminars, which aim to regularly keep their IT technical knowledge up-to-date. The Group also sponsors employees to participate in external training courses required for their work, such as courses which aim to improve knowledge on labour law and companies law, etc. The Group also encourages team leaders to work closely with employees in order to allow the management to better understand each individual employee's development needs. Besides, the Group provides induction training for new employees. Experienced employees will act as mentors to guide the new comers on their job responsibilities.

Details related to development and training are as follows:

Percentage of employees trained	Male	Female
Manager	14%	2%
General staff	68%	16%

Average training hours completed per employee	Male	Female
Manager	0.9	7
General staff	4.1	4.7

# Environmental, Social and Governance Report

## B4: Labour Standards

The Group strictly complies with the labour legislations such as the Employment Ordinance on prevention of child and forced labour. There was no child nor forced labour in the Group's operation during the year ended 31 March 2023. During the recruitment process, there is procedure for collecting and reviewing identity and age verification documents in order to ensure that the Group abides by the relevant labour legislations. Any candidates who are under the legal working age and/or provide false identity proof and documents will not be employed by the Group and the Group may report any illegal incidents to the relevant governmental authorities if discovered. The Group was not aware of any non-compliance with relevant laws and regulations relating to preventing child and forced labour during the year ended 31 March 2023.

## B5: Supply Chain Management

The Group maintains long term and stable relationships with its major suppliers. All suppliers are carefully evaluated and regularly monitored after contract ended based on a number of factors, including their price, scope of services, quality of products and services and their technical capabilities. Apart from the evaluation and monitoring process, we manage the supply chain risk through quality controls of suppliers. Please refer to the below table for details.

Type of supplier	Implemented practice	Quality control
<ul style="list-style-type: none"> <li>Data center service providers (for placement of physical servers)</li> <li>Computer network and data service provider (for cloud-based servers)</li> <li>Data line vendors</li> </ul>	✓	For each server rack and line installation, our engineers will work with our suppliers to check if the connectivity is compatible. We are entitled to contact our suppliers at any given time in case of any technical problems concerning network connectivity. We and the suppliers will work closely to monitor the leased server rack and line setup.
<ul style="list-style-type: none"> <li>News feed providers</li> </ul>	✓	Our developer will verify that the news feed and financial market information are the same as what we have subscribed for.
<ul style="list-style-type: none"> <li>Financial market information providers</li> </ul>	✓	

The number of suppliers by geographical region for the year ended 31 March 2023 is shown as below:

	2023	2022
Hong Kong	7	7
Spain	1	1
United States	4	4
	<b>12</b>	12

Having regard to the business nature and the materiality assessment of the Group, the major suppliers are not considered to impose significant environmental and social risks to the Group's business operations. During the process of selecting suppliers, we remind our staff to choose environmentally preferable products and services, LED lights in our office is one of the examples, and our management shall regularly review the environmental friendliness of the sourced products and services. All of the above 12 suppliers are subject to relevant supply chain policies and practices relating to engaging suppliers mentioned above. The Group shall regularly review the relevant policies and practices to ensure their effectiveness. During the year ended 31 March 2023, the Group was not aware of any major suppliers' practices that had a significant negative impact on business ethics, environmental protection, human rights and labour practices.



# Environmental, Social and Governance Report

## B6: Product Responsibility

Product responsibility is one of the Group's priorities. We are committed to delivering excellent customer services with high connectivity and reliability. During the year ended 31 March 2023, the Group was not aware of any non-compliance with relevant laws and regulations that would have a significant impact on the Group relating to health and safety, advertising, labelling and privacy matters relating to products and services provided, including but not limited to the Supply of Services (Implied Terms) Ordinance (Cap. 457, Laws of Hong Kong), the Personal Data (Privacy) Ordinance (Cap. 486, Laws of Hong Kong) and the Trade Descriptions Ordinance (Cap. 362, Laws of Hong Kong).

The continuous support of our customers has always been one of the key factors for the success of the Group. Therefore, the Group is committed to providing quality service to its customers. Customer complaints (if any) will be reviewed and resolved by our competent technical team to the customers' satisfaction. If necessary, the team will also report complaints for follow-up actions. During the year ended 31 March 2023, the Group did not receive any cases of product or service-related complaints nor products subject to recalls for safety and health reasons.

The Group's policy is to respect IP rights and prohibit the use of infringing articles in the business. As such, the Group requires all employees to strictly follow the relevant laws such as the Copyright Ordinance (Chapter 528, Laws of Hong Kong). During the year ended 31 March 2023, the Group was not aware of any non-compliance with the relevant laws and regulations.

Additionally, the Group respects IP rights and therefore is committed to purchasing genuine copyrighted products such as computer software and firewalls. Fundamental guidelines are also provided to the employees to ensure they do not infringe any IP rights such as trademark and copyrights. Disciplinary or legal actions may be taken against the employee should he/she be found to be in breach of such rights.

We conduct configuration checking, stress test, unit test and internal/external user acceptance test for our IT solutions to ensure the quality of our IT solutions provided to our customers. The completion of user acceptance test means that our customers are satisfying to use our IT solutions. Also, we aim to provide quality maintenance support services (e.g. timely response to customer's query) to our customers. The Group may correct critical errors (if any) or assist to overcome specific software problems (if any) by patch or by new version as soonest as possible. The customer may terminate the service contract if they are not satisfied with our services. During the year ended 31 March 2023, there was not any product recalls nor termination of services from unsatisfactory product or service quality.

Protecting customer data privacy is a priority in our relationship with customers. The Group is committed to preventing customer data leakage or loss by adopting stringent physical security measures and good industry practices. The Group has a comprehensive security policy and security and confidentiality guideline to safeguard its assets and information in place, and requires its staff to comply with regulations in relation to physical security, access control security, data security, application security, network and communication, and password management.

Regarding data privacy, the Group requires its staff to follow the applicable laws such as Personal Data (Privacy) Ordinance when handling both customers' and the Group's internal personal data. Employees are required to undertake to keep all confidential information confidential upon the signing of contracts with customers, during and upon the termination of service, subject to the confidentiality terms prescribed in the particular contracts. For projects with the Hong Kong Government, the Group treats all information received pursuant to or in connection with the relevant contracts as confidential and undertakes to use the confidential information solely for the purposes of assignment contracts.

Due to the Group's business nature, the Group is not exposed to material advertising, labelling and health and safety-related risks.

# Environmental, Social and Governance Report

## **B7: Anti-corruption**

The Group adheres to high standards of conduct and integrity. Each of our employees has an obligation and is encouraged to report concerns about any misconduct they have noticed, including but not limited to violations of legal or regulatory requirements, misconduct or fraud that may adversely affect the Group's reputation and image, as well as violations of the internal codes and guidelines of the Group. During the year ended 31 March 2023, the Group was not aware of any non-compliance with the relevant laws and regulations that would have a significant impact on the Group relating to bribery, extortion, fraud and money laundering. The relevant laws and regulations include, but are not limited to, the Prevention of Bribery Ordinance (Chapter 201, Laws of Hong Kong). During the year ended 31 March 2023, there was no concluded legal cases regarding corrupt practices brought against the Group or our employees.

We implement policies and procedures to minimise risks of fraud, corruption, bribery, extortion and money laundering. Our whistleblowing policy in place encourages our employees to report suspected irregularities to high level personnel in the Group's management, including direct reporting to the Chairman, the Chief Executive Officer, the Board or the Audit Committee. Reporting can be conducted through various channels such as written reports or emails. For reported cases where an investigation is warranted, the outcomes and recommendations of the investigation will be reported to the Chairman and the Chief Executive Officer. Our policies and practices aim at treating all disclosures in a confidential and sensitive manner and protecting our employees from any form of intimidation and retaliation.

Principles of conduct and integrity are well conveyed to our employees through daily communication, seminars and training. Anti-corruption training material had been circulated among all Directors and employees of the Group during the year in accordance with the applicable laws of the relevant jurisdictions to enhance their knowledge and awareness on such issue. Our requirements on conduct and integrity are also communicated to our subcontractors (if any) and service providers who are expected to comply with the same.

## **B8: Community Investment**

The Group always seeks to be a positive force in the communities in which it operates and maintains close communication and interactions with the communities in order to contribute to local development from time to time.

The Group also supports and encourages all employees to take their own initiatives in volunteer works or charity activities for contributing to the building up of a harmonious and prosperous society. The Group has made charitable donation of approximately HK\$2,000 during the year ended 31 March 2023 (2022: approximately HK\$2,000) to a charitable organisation with dedication to health and education.

# Environmental, Social and Governance Report

## THE ESG REPORTING GUIDE CONTENT INDEX OF STOCK EXCHANGE

Subject Areas, Aspects, General Disclosures and KPIs	Description	Section/Declaration
<b>Aspect A1: Emissions</b>		
General Disclosure	Information on: (a) the policies; and (b) compliance with relevant laws and regulations that have a significant impact on the issuer relating to air and GHG emissions, discharges into water and land, and generation of hazardous and non-hazardous waste.	Emissions
KPI A1.1	The types of emissions and respective emissions data.	Emissions – Air Emissions, GHG Emissions, Business Air Travel, Waste Management
KPI A1.2	Direct (Scope 1) and energy indirect (Scope 2) greenhouse gas emissions (in tonnes) and, where appropriate, intensity (e.g. per unit of production volume, per facility).	Emissions – GHG Emissions
KPI A1.3	Total hazardous waste produced (in tonnes) and, where appropriate, intensity (e.g. per unit of production volume, per facility).	This KPI is not applicable as explained in Emissions – Waste Management – Hazardous Waste Management
KPI A1.4	Total non-hazardous waste produced (in tonnes) and, where appropriate, intensity (e.g. per unit of production volume, per facility).	Emissions – Waste Management – Non-hazardous Waste Management
KPI A1.5	Description of emission target(s) set and steps taken to achieve them.	Emissions – GHG Emissions, Business Air Travel, Paper Consumption
KPI A1.6	Description of how hazardous and non-hazardous wastes are handled, and a description of reduction target(s) set and steps taken to achieve them.	Emissions – Waste Management

# Environmental, Social and Governance Report

Subject Areas, Aspects, General Disclosures and KPIs	Description	Section/Declaration
<b>Aspect A2: Use of Resources</b>		
General Disclosure	Policies on the efficient use of resources, including energy, water and other raw materials.	Use of Resources
KPI A2.1	Direct and/or indirect energy consumption by type (e.g. electricity, gas or oil) in total (kWh in '000s) and intensity (e.g. per unit of production volume, per facility).	Use of Resources – Energy Consumption
KPI A2.2	Water consumption in total and intensity (e.g. per unit of production volume, per facility).	Use of Resources – Water Consumption
KPI A2.3	Description of energy use efficiency target(s) set and steps taken to achieve them.	Use of Resources – Energy Consumption
KPI A2.4	Description of whether there is any issue in sourcing water that is fit for purpose, water efficiency target(s) set and steps taken to achieve them.	Use of Resources – Water Consumption
KPI A2.5	Total packaging material used for finished products (in tonnes) and, if applicable, with reference to per unit produced.	This KPI is not applicable as explained in Use of Resources – Use of Packaging Material
<b>Aspect A3: The Environment and Natural Resources</b>		
General Disclosure	Policies on minimizing the issuer's significant impacts on the environment and natural resources.	The Environment and Natural Resources
KPI A3.1	Description of the significant impacts of activities on the environment and natural resources and the actions taken to manage them.	The Environment and Natural Resources
<b>Aspect A4: Climate Change</b>		
General Disclosure	Policies on identification and mitigation of significant climate-related issues which have impacted, and those which may impact, the issuer.	Climate Change
KPI A4.1	Description of the significant climate-related issues which have impacted, and those which may impact, the issuer, and the actions taken to manage them.	Climate Change

# Environmental, Social and Governance Report

Subject Areas, Aspects, General Disclosures and KPIs	Description	Section/Declaration
<b>Aspect B1: Employment</b>		
General Disclosure	Information on: (a) the policies; and (b) compliance with relevant laws and regulations that have a significant impact on the issuer relating to compensation and dismissal, recruitment and promotion, working hours, rest periods, equal opportunity, diversity, anti-discrimination, and other benefits and welfare.	Employment
KPI B1.1	Total workforce by gender, employment type (for example, full- or part-time), age group and geographical region.	Employment
KPI B1.2	Employee turnover rate by gender, age group and geographical region.	Employment
<b>Aspect B2: Health and Safety</b>		
General Disclosure	Information on: (a) the policies; and (b) compliance with relevant laws and regulations that have a significant impact on the issuer relating to providing a safe working environment and protecting employees from occupational hazards.	Health and Safety
KPI B2.1	Number and rate of work-related fatalities occurred in each of the past three years including the reporting year.	Health and Safety
KPI B2.2	Lost days due to work injury.	Health and Safety
KPI B2.3	Description of occupational health and safety measures adopted, and how they are implemented and monitored.	Health and Safety
<b>Aspect B3: Development and Training</b>		
General Disclosure	Policies on improving employees' knowledge and skills for discharging duties at work. Description of training activities.	Development and Training
KPI B3.1	The percentage of employees trained by gender and employee category (e.g. senior management, middle management).	Development and Training
KPI B3.2	The average training hours completed per employee by gender and employee category.	Development and Training

# Environmental, Social and Governance Report

Subject Areas, Aspects, General Disclosures and KPIs	Description	Section/Declaration
<b>Aspect B4: Labour Standards</b>		
General Disclosure	Information on: (a) the policies; and (b) compliance with relevant laws and regulations that have a significant impact on the issuer relating to preventing child and forced labour.	Labour Standards
KPI B4.1	Description of measures to review employment practices to avoid child and forced labour.	Labour Standards
KPI B4.2	Description of steps taken to eliminate such practices when discovered.	Labour Standards
<b>Aspect B5: Supply Chain Management</b>		
General Disclosure	Policies on managing environmental and social risks of the supply chain.	Supply Chain Management
KPI B5.1	Number of suppliers by geographical region.	Supply Chain Management
KPI B5.2	Description of practices relating to engaging suppliers, number of suppliers where the practices are being implemented, and how they are implemented and monitored.	Supply Chain Management
KPI B5.3	Description of practices used to identify environmental and social risks along the supply chain, and how they are implemented and monitored.	Supply Chain Management
KPI B5.4	Description of practices used to promote environmentally preferable products and services when selecting suppliers, and how they are implemented and monitored.	Supply Chain Management
<b>Aspect B6: Product Responsibility</b>		
General Disclosure	Information on: (a) the policies; and (b) compliance with relevant laws and regulations that have a significant impact on the issuer relating to health and safety, advertising, labelling and privacy matters relating to products and services provided and methods of redress.	Product Responsibility
KPI B6.1	Percentage of total products sold or shipped subject to recalls for safety and health reasons.	Product Responsibility
KPI B6.2	Number of products and service related complaints received and how they are dealt with.	Product Responsibility

# Environmental, Social and Governance Report

Subject Areas, Aspects, General Disclosures and KPIs	Description	Section/Declaration
KPI B6.3	Description of practices relating to observing and protecting IP rights.	Product Responsibility
KPI B6.4	Description of quality assurance process and recall procedures.	Product Responsibility
KPI B6.5	Description of consumer data protection and privacy policies, and how they are implemented and monitored.	Product Responsibility
<b>Aspect B7: Anti-corruption</b>		
General Disclosure	Information on: (a) the policies; and (b) compliance with relevant laws and regulations that have a significant impact on the issuer relating to bribery, extortion, fraud and money laundering.	Anti-corruption
KPI B7.1	Number of concluded legal cases regarding corrupt practices brought against the issuer or its employees during the reporting period and the outcomes of the cases.	Anti-corruption
KPI B7.2	Description of preventive measures and whistle-blowing procedures, and how they are implemented and monitored.	Anti-corruption
KPI B7.3	Description of anti-corruption training provided to directors and staff.	Anti-corruption
<b>Aspect B8: Community Investment</b>		
General Disclosure	Policies on community engagement to understand the needs of the communities where the issuer operates and to ensure its activities take into consideration the communities' interests.	Community Investment
KPI B8.1	Focus areas of contribution (e.g. education, environmental concerns, labour needs, health, culture, sport).	Community Investment
KPI B8.2	Resources contributed (e.g. money or time) to the focus area.	Community Investment



# Independent Auditor's Report



## Independent auditor's report to the shareholders of Novacon Technology Group Limited

*(Incorporated in the Cayman Islands with limited liability)*

### OPINION

We have audited the consolidated financial statements of Novacon Technology Group Limited and its subsidiaries (together the "Group") set out on pages 67 to 117, which comprise the consolidated statement of financial position as at 31 March 2023, and the consolidated statement of profit or loss and other comprehensive income, the consolidated statement of changes in equity and the consolidated statement of cash flows for the year then ended, and notes to the consolidated financial statements, including a summary of significant accounting policies.

In our opinion, the consolidated financial statements give a true and fair view of the consolidated financial position of the Group as at 31 March 2023 and of its consolidated financial performance and consolidated cash flows for the year then ended in accordance with Hong Kong Financial Reporting Standards ("HKFRSs") issued by the Hong Kong Institute of Certified Public Accountants ("HKICPA") and have been properly prepared in compliance with the disclosure requirements of the Hong Kong Companies Ordinance.

### BASIS FOR OPINION

We conducted our audit in accordance with Hong Kong Standards on Auditing ("HKSA") issued by the HKICPA. Our responsibilities under those standards are further described in the "Auditor's responsibilities for the audit of the consolidated financial statements" section of our report. We are independent of the Group in accordance with the HKICPA's Code of Ethics for Professional Accountants (the "Code"), and we have fulfilled our other ethical responsibilities in accordance with the Code. We believe that the audit evidence we have obtained is sufficient and appropriate to provide a basis for our opinion.

### KEY AUDIT MATTERS

Key audit matters are those matters that, in our professional judgement, were of most significance in our audit of the consolidated financial statements of the current period. These matters were addressed in the context of our audit of the consolidated financial statements as a whole, and in forming our opinion thereon, and we do not provide a separate opinion on these matters.

# Independent Auditor's Report

## KEY AUDIT MATTERS *(Continued)*

The Key Audit Matter	How the matter was addressed in our audit
<p><b>Revenue recognition</b></p> <p><i>Refer to Notes 2.20, 4(a) and 5 to the audited consolidated financial statements</i></p> <p>For the year ended 31 March 2023, the Group recognised revenue of HK\$52,577,000 from the provision of licensing and maintenance services, and initial set up and customisation services.</p> <p>Initial set up and customisation services, and licensing and maintenance services provided by the Group are agreed upon in a single revenue contract with customers. For the purposes of revenue recognition, these services are identified as separate performance obligations and the transaction price is allocated to each performance obligation based on their relative stand-alone selling prices. Significant management's judgements and estimates are involved in the determination of the stand-alone selling prices for the allocation of the transaction price to reflect the prices at which the Group would sell the distinct services separately to the customers.</p> <p>In addition, revenue from initial set up and customisation services are recognised over time by using the input method based on costs incurred to measure the progress towards complete satisfaction of the performance obligation. Significant management's judgements and estimates are involved in the assumptions applied in the total budgeted contract costs for the input method.</p> <p>We focused on this area because the estimation of revenue recognition is subject to high degree of estimation uncertainty. The inherent risk in relation to the revenue recognition is considered significant due to its subjectivity and significant judgement involved.</p>	<p>Our audit procedures in this area included:</p> <ul style="list-style-type: none"> <li>• obtaining an understanding of the management's internal control and assessment process of revenue recognition and assessing the inherent risk of material misstatement by considering the degree of estimation uncertainty and level of other inherent risk factors such as subjectivity;</li> <li>• assessing management's judgements and estimates used to determine the stand-alone selling price of each of the performance obligations and evaluating the estimations with reference to comparable transactions in the market;</li> <li>• evaluating and testing key controls over the estimated contract costs used in the input method by conducting the following: <ul style="list-style-type: none"> <li>– on a sample basis, checking whether the total budgeted contract costs of the relevant projects are properly reviewed and approved by the management; and</li> <li>– on a sample basis, obtaining the progress reports of the installation and customisation projects to check the progress of the selected projects and corroborated with interviews of the relevant project managers;</li> </ul> </li> <li>• assessing management's historical estimation accuracy by comparing the budgeted contract costs to actual costs incurred for previously completed projects on a sample basis; and</li> <li>• assessing the total costs incurred as at the end of the reporting period of projects, on a sample basis, by checking to the underlying documents, such as employees' payroll and timesheet records, supporting these costs.</li> </ul> <p>Based on the procedures performed, we considered the judgements and estimates made by management in relation to the revenue recognition were supportable by the available evidence.</p>

# Independent Auditor's Report

## KEY AUDIT MATTERS *(Continued)*

The Key Audit Matter	How the matter was addressed in our audit
<p><b>Capitalisation of development costs incurred on computer software systems</b></p> <p><i>Refer to Notes 2.6(b), 4(b) and 16 to the audited consolidated financial statements</i></p> <p>The Group is principally engaged in the provision of computer software systems which are developed internally. Development costs incurred on computer software systems are capitalised as intangible assets when management assessed and concluded that all capitalisation criteria stated in Note 2.6(b) have been met.</p> <p>During the year ended 31 March 2023, the Group capitalised employee benefit costs of the research and development team amounting to HK\$4,843,000 as "capitalised development costs" as set out in Note 16 to the consolidated financial statements. Significant management's judgements and estimates are involved in the determination of whether these software products could generate probable future economic benefits to the Group based on the historical experience and the prospects of the markets; and whether the employee benefit costs are appropriately identified for capitalisation and that such costs are appropriately associated with computer software systems in the development phase of production.</p> <p>We focused on this area because the estimation of assessing whether the capitalisation criteria set out in Note 2.6(b) to the consolidated financial statements have been met is subject to high degree of estimation uncertainty. The inherent risk in relation to this assessment is considered significant due to its complexity, subjectivity and significant judgement involved. In particular, whether the employee benefit costs are appropriately identified for capitalisation and that such costs are appropriately associated with computer software systems in the development phase of production.</p>	<p>Our audit procedures in this area included:</p> <ul style="list-style-type: none"> <li>• obtaining an understanding of the management's internal control and assessment process of capitalisation of development costs incurred on computer software systems and assessing the inherent risk of material misstatement by considering the degree of estimation uncertainty and level of other inherent risk factors such as complexity and subjectivity;</li> <li>• evaluating and testing the key controls over management's authorisation of development of computer software systems and their subsequent review and approval of the fulfilment of capitalisation criteria and the capitalisation of the development costs of computer software systems;</li> <li>• understanding, evaluating and testing key controls over the allocation of staff costs among the computer software systems under development and approval of timesheet records to ensure staff costs associated with the respective computer software systems' development are appropriately identified for capitalisation;</li> <li>• assessing whether the development costs capitalised during the year fulfilled the capitalisation criteria independently, on a sample basis, by conducting the following: <ul style="list-style-type: none"> <li>– obtaining the progress variations report of the development of computer software system, on a sample basis, for the explanations and corroborated with interviews of the relevant project managers;</li> <li>– inspecting the correspondences with potential or existing customers to demonstrate the existence of demands on the new computer software systems and modules under development; and</li> <li>– inspecting the sales forecast prepared by the management to demonstrate how will the new computer software systems and modules generate probable future economic benefits; and</li> </ul> </li> <li>• testing the key inputs, including actual labour hours incurred and labour rates applied to respective computer software systems, by agreeing the details to timesheet and payroll records, which are reviewed and approved by management.</li> </ul> <p>Based on the above, we found that the judgement made by management in determining development costs to be capitalised were supportable by the available evidence.</p>

# Independent Auditor's Report

## KEY AUDIT MATTERS *(Continued)*

The Key Audit Matter	How the matter was addressed in our audit
<p><b>Recoverability of trade receivables and contract assets</b></p> <p><i>Refer to Notes 2.8(d), 2.10, 3.1(b), 4(c), 5 and 18 to the audited consolidated financial statements</i></p> <p>As at 31 March 2023, the gross carrying amounts of trade receivables and contract assets amounted to HK\$12,022,000 and HK\$5,922,000, respectively, with loss allowance amounted to HK\$4,441,000 and HK\$178,000, respectively.</p> <p>In assessing the recoverability of trade receivables and contract assets, management estimated the collectability from customers after taking into account of their credit history, ageing profile and forward-looking estimates at the end of the reporting period.</p> <p>We focused on the area due to the significant judgements used to assess the impairment of trade receivables and contract assets.</p>	<p>Our audit procedures in this area included:</p> <ul style="list-style-type: none"> <li>• understanding, evaluating and validating the key controls relating to management's assessment on the expected credit loss of the trade receivables and contract assets, including ageing analysis review and review of collectability of these balances;</li> <li>• evaluating the management's assessment of the historical credit loss rates by sample checking inputs in respect of the assumption made, such as past settlement history by checking to the underlying bank pay-in slips on a sample basis;</li> <li>• evaluating the reasonableness of the forward-looking information used by the management against publicly available information and recalculated the amount of provision; and</li> <li>• testing the accuracy of the ageing profile of the trade receivables at the end of the reporting period to underlying financial records on a sample basis.</li> </ul> <p>Based on the above, we found that the judgement made by management in performing impairment assessment of trade receivables and contract assets were supportable by the available evidence.</p>

# Independent Auditor's Report

## OTHER INFORMATION

The directors are responsible for the other information. The other information comprises the information included in the annual report, but does not include the consolidated financial statements and our auditor's report thereon.

Our opinion on the consolidated financial statements does not cover the other information and we do not express any form of assurance conclusion thereon.

In connection with our audit of the consolidated financial statements, our responsibility is to read the other information identified above and, in doing so, consider whether the other information is materially inconsistent with the consolidated financial statements or our knowledge obtained in the audit, or otherwise appears to be materially misstated.

If, based on the work we have performed, we conclude that there is a material misstatement of this other information, we are required to report that fact. We have nothing to report in this regard.

## RESPONSIBILITIES OF DIRECTORS AND THOSE CHARGED WITH GOVERNANCE FOR THE CONSOLIDATED FINANCIAL STATEMENTS

The directors are responsible for the preparation of consolidated financial statements that give a true and fair view in accordance with HKFRSs issued by the HKICPA and the disclosure requirements of the Hong Kong Companies Ordinance, and for such internal control as the directors determine is necessary to enable the preparation of consolidated financial statements that are free from material misstatement, whether due to fraud or error.

In preparing the consolidated financial statements, the directors are responsible for assessing the Group's ability to continue as a going concern, disclosing, as applicable, matters related to going concern and using the going concern basis of accounting unless the directors either intend to liquidate the Group or to cease operations, or have no realistic alternative but to do so.

Those charged with governance are responsible for overseeing the Group's financial reporting process.

## AUDITOR'S RESPONSIBILITIES FOR THE AUDIT OF THE CONSOLIDATED FINANCIAL STATEMENTS

Our objectives are to obtain reasonable assurance about whether the consolidated financial statements as a whole are free from material misstatement, whether due to fraud or error, and to issue an auditor's report that includes our opinion. This report is made solely to you, as a body, and for no other purpose. We do not assume responsibility towards or accept liability to any other person for the contents of this report.

Reasonable assurance is a high level of assurance, but is not a guarantee that an audit conducted in accordance with HKSAs will always detect a material misstatement when it exists. Misstatements can arise from fraud or error and are considered material if, individually or in the aggregate, they could reasonably be expected to influence the economic decisions of users taken on the basis of these consolidated financial statements.

# Independent Auditor's Report

## AUDITOR'S RESPONSIBILITIES FOR THE AUDIT OF THE CONSOLIDATED FINANCIAL STATEMENTS *(Continued)*

As part of an audit in accordance with HKSA's, we exercise professional judgement and maintain professional skepticism throughout the audit. We also:

- Identify and assess the risks of material misstatement of the consolidated financial statements, whether due to fraud or error, design and perform audit procedures responsive to those risks, and obtain audit evidence that is sufficient and appropriate to provide a basis for our opinion. The risk of not detecting a material misstatement resulting from fraud is higher than for one resulting from error, as fraud may involve collusion, forgery, intentional omissions, misrepresentations, or the override of internal control.
- Obtain an understanding of internal control relevant to the audit in order to design audit procedures that are appropriate in the circumstances, but not for the purpose of expressing an opinion on the effectiveness of the Group's internal control.
- Evaluate the appropriateness of accounting policies used and the reasonableness of accounting estimates and related disclosures made by the directors.
- Conclude on the appropriateness of the directors' use of the going concern basis of accounting and, based on the audit evidence obtained, whether a material uncertainty exists related to events or conditions that may cast significant doubt on the Group's ability to continue as a going concern. If we conclude that a material uncertainty exists, we are required to draw attention in our auditor's report to the related disclosures in the consolidated financial statements or, if such disclosures are inadequate, to modify our opinion. Our conclusions are based on the audit evidence obtained up to the date of our auditor's report. However, future events or conditions may cause the Group to cease to continue as a going concern.
- Evaluate the overall presentation, structure and content of the consolidated financial statements, including the disclosures, and whether the consolidated financial statements represent the underlying transactions and events in a manner that achieves fair presentation.
- Obtain sufficient appropriate audit evidence regarding the financial information of the entities or business activities within the Group to express an opinion on the consolidated financial statements. We are responsible for the direction, supervision and performance of the group audit. We remain solely responsible for our audit opinion.

We communicate with those charged with governance regarding, among other matters, the planned scope and timing of the audit and significant audit findings, including any significant deficiencies in internal control that we identify during our audit.

We also provide those charged with governance with a statement that we have complied with relevant ethical requirements regarding independence, and to communicate with them all relationships and other matters that may reasonably be thought to bear on our independence, and where applicable, actions taken to eliminate threats or safeguards applied.

# Independent Auditor's Report

## AUDITOR'S RESPONSIBILITIES FOR THE AUDIT OF THE CONSOLIDATED FINANCIAL STATEMENTS *(Continued)*

From the matters communicated with those charged with governance, we determine those matters that were of most significance in the audit of the consolidated financial statements of the current period and are therefore the key audit matters. We describe these matters in our auditor's report unless law or regulation precludes public disclosure about the matter or when, in extremely rare circumstances, we determine that a matter should not be communicated in our report because the adverse consequences of doing so would reasonably be expected to outweigh the public interest benefits of such communication.

The engagement director on the audit resulting in this independent auditor's report is Tong Wai Hang.

### **Baker Tilly Hong Kong Limited**

*Certified Public Accountants*

Hong Kong, 26 June 2023

### **Tong Wai Hang**

Practising certificate number P06231



# Consolidated Statement of Profit or Loss and Other Comprehensive Income

FOR THE YEAR ENDED 31 MARCH 2023

(EXPRESSED IN HONG KONG DOLLARS)

	<i>Note</i>	<b>2023</b> HK\$'000	2022 HK\$'000
<b>Revenue</b>	5	<b>52,577</b>	50,035
<b>Other net income</b>	6	<b>1,826</b>	363
<b>Expenses</b>			
Cost of sales of computer hardware and software		–	(7)
License and subscription cost		<b>(1,822)</b>	(1,803)
Internet services cost		<b>(3,436)</b>	(2,926)
Employee benefit expenses	7	<b>(22,790)</b>	(19,916)
Depreciation of property and equipment	14	<b>(1,966)</b>	(2,450)
Depreciation of right-of-use assets	15	<b>(369)</b>	–
Amortisation of intangible assets	16	<b>(6,045)</b>	(4,626)
Impairment losses of financial and contract assets	3.1(b)	<b>(4,619)</b>	–
Other expenses	9	<b>(6,408)</b>	(4,689)
Finance costs	10	<b>(16)</b>	(26)
<b>Profit before income tax</b>		<b>6,932</b>	13,955
Income tax expense	11	<b>(1,221)</b>	(2,734)
<b>Profit for the year</b>		<b>5,711</b>	11,221
<b>Other comprehensive loss for the year, net of tax</b>			
Item that may be reclassified to profit or loss			
– Exchange differences on translation of a foreign operation	22	<b>(1)</b>	–
<b>Total comprehensive income attributable to owners of the Company for the year</b>		<b>5,710</b>	11,221
<b>Earnings per share attributable to owners of the Company</b>			
– Basic (expressed in HK cents per share)	13	<b>1.43</b>	2.81
– Diluted (expressed in HK cents per share)	13	<b>1.43</b>	2.80

The notes on pages 71 to 117 form part of the consolidated financial statements.

# Consolidated Statement of Financial Position

AS AT 31 MARCH 2023  
(EXPRESSED IN HONG KONG DOLLARS)

	<i>Note</i>	2023 HK\$'000	2022 HK\$'000
<b>ASSETS</b>			
<b>Non-current assets</b>			
Property and equipment	14	30,939	32,356
Right-of-use assets	15	499	–
Intangible assets	16	19,512	20,714
Deposits	18	1,215	19
Financial assets at fair value through profit or loss	26	7,625	4,304
Deferred income tax asset	24	92	155
		<b>59,882</b>	<b>57,548</b>
<b>Current assets</b>			
Trade receivables	18	7,581	9,538
Deposits, prepayment and other receivables	18	1,526	1,415
Contract assets	5	5,744	2,939
Cash and cash equivalents	19	61,415	58,189
Income tax recoverable		1,228	–
		<b>77,494</b>	<b>72,081</b>
<b>Total assets</b>		<b>137,376</b>	<b>129,629</b>
<b>EQUITY</b>			
<b>Equity attributable to owners of the Company</b>			
Share capital	20	4,000	4,000
Other reserves	22	44,632	45,103
Retained earnings		81,087	75,698
<b>Total equity</b>		<b>129,719</b>	<b>124,801</b>
<b>LIABILITIES</b>			
<b>Non-current liabilities</b>			
Deferred income tax liabilities	24	429	449
Lease liabilities	15	66	–
		<b>495</b>	<b>449</b>
<b>Current liabilities</b>			
Accruals and other payables	23	3,841	4,241
Contract liabilities	5	2,596	96
Lease liabilities	15	438	–
Income tax payable		287	42
		<b>7,162</b>	<b>4,379</b>
<b>Total liabilities</b>		<b>7,657</b>	<b>4,828</b>
<b>Total equity and liabilities</b>		<b>137,376</b>	<b>129,629</b>

The consolidated financial statements on pages 67 to 117 were approved by the board of directors on 26 June 2023 and were signed on its behalf:

\_\_\_\_\_  
**Chung Chau Kan**  
*Director*

\_\_\_\_\_  
**Wong Wing Hoi**  
*Director*

The notes on pages 71 to 117 form part of the consolidated financial statements.

# Consolidated Statement of Changes in Equity

FOR THE YEAR ENDED 31 MARCH 2023

(EXPRESSED IN HONG KONG DOLLARS)

	Attributable to owners of the Company				
	Share capital	Share premium	Other reserves	Retained earnings	Total equity
	HK\$'000 (Note 20)	HK\$'000 (Note 22)	HK\$'000 (Note 22)	HK\$'000	HK\$'000
<b>Balance at 1 April 2021</b>	4,000	34,992	9,668	65,277	113,937
<b>Total comprehensive income</b>					
Profit and other comprehensive income for the year	–	–	–	11,221	11,221
<b>Transaction with owners in their capacity as owners</b>					
Dividends paid (Note 25 (b))	–	–	–	(800)	(800)
Share-based payment expenses (Note 21)	–	–	443	–	443
<b>Balance at 31 March 2022</b>	4,000	34,992	10,111	75,698	124,801
<b>Balance at 1 April 2022</b>	<b>4,000</b>	<b>34,992</b>	<b>10,111</b>	<b>75,698</b>	<b>124,801</b>
<b>Total comprehensive income</b>					
Profit for the year	–	–	–	5,711	5,711
Other comprehensive loss for the year	–	–	(1)	–	(1)
	–	–	(1)	5,711	5,710
<b>Transaction with owners in their capacity as owners</b>					
Dividends paid (Note 25(b))	–	–	–	(800)	(800)
Share-based payment expenses (Note 21)	–	–	8	–	8
Share options lapsed	–	–	(478)	478	–
<b>Balance at 31 March 2023</b>	<b>4,000</b>	<b>34,992</b>	<b>9,640</b>	<b>81,087</b>	<b>129,719</b>

The notes on pages 71 to 117 form part of the consolidated financial statements.

# Consolidated Statement of Cash Flows

FOR THE YEAR ENDED 31 MARCH 2023

(EXPRESSED IN HONG KONG DOLLARS)

	<i>Note</i>	<b>2023</b> HK\$'000	2022 HK\$'000
<b>Cash flows from operating activities</b>			
Cash generated from operations	27(a)	<b>14,587</b>	12,223
Hong Kong Profits Tax paid		<b>(2,161)</b>	(3,418)
<b>Net cash generated from operating activities</b>		<b>12,426</b>	8,805
<b>Cash flows from investing activities</b>			
Interest received		<b>1,272</b>	74
Purchases of property and equipment		<b>(568)</b>	(243)
Proceeds from disposals of property and equipment		<b>3</b>	4
Dividends received		<b>91</b>	41
Purchase of financial assets at fair value through profit or loss		<b>(6,264)</b>	–
Proceeds from disposals of financial assets at fair value through profit or loss		<b>2,283</b>	–
Additions of intangible assets		<b>(4,836)</b>	(4,950)
<b>Net cash used in investing activities</b>		<b>(8,019)</b>	(5,074)
<b>Cash flows from financing activities</b>			
Principal elements of lease payments	27(b)	<b>(364)</b>	–
Interest elements of lease payments	27(b)	<b>(16)</b>	–
Repayment of a bank borrowing	27(b)	–	(10,957)
Bank borrowing interest paid	27(b)	–	(26)
Dividends paid		<b>(800)</b>	(800)
<b>Net cash used in financing activities</b>		<b>(1,180)</b>	(11,783)
<b>Net increase/(decrease) in cash and cash equivalents</b>		<b>3,227</b>	(8,052)
<b>Cash and cash equivalents at beginning of the year</b>		<b>58,189</b>	66,241
Effect of exchange rate changes on cash and cash equivalents		<b>(1)</b>	–
<b>Cash and cash equivalents at end of the year</b>	19	<b>61,415</b>	58,189

The notes on pages 71 to 117 form part of the consolidated financial statements.

# Notes to the Consolidated Financial Statements

FOR THE YEAR ENDED 31 MARCH 2023  
(EXPRESSED IN HONG KONG DOLLARS)

## 1 GENERAL INFORMATION AND BASIS OF PREPARATION

### 1.1 General information

Novacon Technology Group Limited (the “**Company**”) was incorporated in the Cayman Islands on 7 February 2018 as an exempted company with limited liability under the Companies Act (Cap. 22, Law 3 of 1961 as consolidated and revised) of the Cayman Islands. The address of the Company’s registered office is located at Cricket Square, Hutchins Drive, P.O. Box 2681, Grand Cayman, KY1-1111, Cayman Islands and its principal place of business is located at Office E, 17th Floor, EGL Tower, No. 83 Hung To Road, Kwun Tong, Kowloon, Hong Kong.

The shares of the Company were listed on GEM of The Stock Exchange of Hong Kong Limited by way of placing and public offer on 2 May 2019.

The Company is an investment holding company. The Company and its subsidiaries (together, the “**Group**”) are principally engaged in the development and provision of financial trading solutions and development and supply of resource allocation, planning, scheduling and management of software and services.

These consolidated financial statements are presented in Hong Kong dollars (“**HK\$**”) and all values are rounded to the nearest thousand (HK\$’000), unless otherwise stated.

## 2 SUMMARY OF SIGNIFICANT ACCOUNTING POLICIES

This note provides a list of the significant accounting policies adopted in the preparation of these consolidated financial statements. These policies have been consistently applied to all the years presented, unless otherwise stated. The consolidated financial statements are for the Group consisting of the Company and its subsidiaries.

### 2.1 Basis of preparation

The consolidated financial statements have been prepared in accordance with Hong Kong Financial Reporting Standards (“**HKFRSs**”) issued by the Hong Kong Institute of Certified Public Accountants and the disclosure requirements of the Hong Kong Companies Ordinance Cap. 622. The consolidated financial statements have been prepared on a historical cost basis, except for certain financial assets measured at fair value.

The preparation of the consolidated financial statements in conformity with HKFRSs requires the use of certain critical accounting estimates. It also requires management to exercise its judgement in the process of applying the Company’s accounting policies. The areas involving a higher degree of judgement or complexity, or areas where assumptions and estimates are significant to the consolidated financial statements are disclosed in Note 4.

#### (i) **New and amended standards adopted by the Group**

The Group has applied the following amendments to standards or annual improvements for the first time for their annual reporting period commencing on 1 April 2022:

Amendments to HKAS 16	Property, Plant and Equipment: Proceeds before Intended Use
Amendments to HKAS 37	Onerous Contracts – Cost of Fulfilling a Contract
Annual Improvements to HKFRSs 2018–2020	Amendments to HKFRS 1, HKFRS 9, Illustrative Examples accompanying HKFRS 16, and HKAS 41
Amendments to HKFRS 3	Reference to Conceptual Framework
Amendment to HKFRS 16 (March 2021)	Covid-19-Related Rent Concessions beyond 30 June 2021
Amendments to AG 5	Merger Accounting for Common Control Combinations

The Group did not change its accounting policies or make retrospective adjustments as a result of adopting abovementioned amended standards or annual improvements.

# Notes to the Consolidated Financial Statements

FOR THE YEAR ENDED 31 MARCH 2023  
(EXPRESSED IN HONG KONG DOLLARS)

## 2 SUMMARY OF SIGNIFICANT ACCOUNTING POLICIES *(Continued)*

### 2.1 Basis of preparation *(Continued)*

#### (ii) **New standards and interpretations not yet adopted**

Certain new accounting standards, amendments to accounting standards and interpretations have been published that are not mandatory for 31 March 2023 reporting periods and have not been early adopted by the Group. These standards, amendments or interpretations are not expected to have a material impact on the entity in the current or future reporting periods and on foreseeable future transactions:

HKFRS 17 and related amendments Initial Application of HKFRS 17	Insurance Contracts <sup>1</sup> Initial application of HKFRS 17 and HKFRS 9 – Comparative Information <sup>1</sup>
Amendments to HKAS 1 and HKFRS Practice Statement 2	Disclosure of Accounting Policies <sup>1</sup>
Amendments to HKAS 8 Amendments to HKAS 12	Definition of Accounting Estimates <sup>1</sup> Deferred Tax related to Assets and Liabilities arising from a Single Transaction <sup>1</sup>
Amendments to HKAS 1 Amendments to HKAS 1 Amendments to HKFRS 16 Hong Kong Interpretation 5 (Revised)	Classification of Liabilities as Current or Non-current <sup>2</sup> Non-current Liabilities with Covenants <sup>2</sup> Lease liabilities in a Sale and Leaseback <sup>2</sup> Presentation of Financial Statements – Classification by the Borrower of a Term Loan that Contains a Repayment on Demand Clause <sup>2</sup>
Amendments to HKFRS 10 and HKAS 28	Sale or Contribution of Assets between an Investor and its Associate or Joint Venture <sup>3</sup>

<sup>1</sup> Effective for annual periods beginning on or after 1 April 2023.

<sup>2</sup> Effective for annual periods beginning on or after 1 April 2024.

<sup>3</sup> No mandatory effective date yet determined but available for adoption.

### 2.2 Principles of consolidation

#### (a) **Subsidiaries**

Subsidiaries are all entities (including structured entities) over which the Group has control. The Group controls an entity when the Group is exposed to, or has rights to, variable returns from its involvement with the entity and has the ability to affect those returns through its power to direct the activities of the entity. Subsidiaries are fully consolidated from the date on which control is transferred to the Group. They are deconsolidated from the date that control ceases.

The acquisition method of accounting is used to account for business combinations by the Group (refer to Note 2.2(b)).

Inter-company transactions, balances and unrealised gains on transactions between group companies are eliminated. Unrealised losses are also eliminated unless the transaction provides evidence of an impairment of the transferred asset. Accounting policies of subsidiaries have been changed where necessary to ensure consistency with the policies adopted by the Group.

# Notes to the Consolidated Financial Statements

FOR THE YEAR ENDED 31 MARCH 2023  
(EXPRESSED IN HONG KONG DOLLARS)

## 2 SUMMARY OF SIGNIFICANT ACCOUNTING POLICIES *(Continued)*

### 2.2 Principles of consolidation *(Continued)*

#### **(b) Business combinations**

The acquisition method of accounting is used to account for all business combinations, regardless of whether equity instruments or other assets are acquired. The consideration transferred for the acquisition of a subsidiary comprises the:

- fair values of the assets transferred;
- liabilities incurred to the former owners of the acquired business;
- equity interests issued by the Group;
- fair value of any asset or liability resulting from a contingent consideration arrangement; and
- fair value of any pre-existing equity interest in the subsidiary.

Identifiable assets acquired and liabilities and contingent liabilities assumed in a business combination are, with limited exceptions, measured initially at their fair values at the acquisition date. The Group recognises any non-controlling interest in the acquired entity on an acquisition-by-acquisition basis either at fair value or at the non-controlling interest's proportionate share of the acquired entity's net identifiable assets.

Acquisition-related costs are expensed as incurred.

The excess of the (i) consideration transferred; (ii) amount of any non-controlling interest in the acquired entity; and (iii) acquisition-date fair value of any previous equity interest in the acquired entity over the fair value of the net identifiable assets acquired is recorded as goodwill. If those amounts are less than the fair value of the net identifiable assets of the business acquired, the difference is recognised directly in profit or loss as a bargain purchase.

Where settlement of any part of cash consideration is deferred, the amounts payable in the future are discounted to their present value as at the date of exchange. The discount rate used is the entity's incremental borrowing rate, being the rate at which a similar borrowing could be obtained from an independent financier under comparable terms and conditions. Contingent consideration is classified either as equity or a financial liability. Amounts classified as a financial liability are subsequently remeasured to fair value with changes in fair value recognised in profit or loss.

If the business combination is achieved in stages, the acquisition date carrying value of the acquirer's previously held equity interest in the acquiree is remeasured to fair value at the acquisition date. Any gains or losses arising from such remeasurement are recognised in profit or loss.



# Notes to the Consolidated Financial Statements

FOR THE YEAR ENDED 31 MARCH 2023  
(EXPRESSED IN HONG KONG DOLLARS)

## 2 SUMMARY OF SIGNIFICANT ACCOUNTING POLICIES *(Continued)*

### 2.2 Principles of consolidation *(Continued)*

#### (c) **Separate financial statements**

Investments in subsidiaries are accounted for at cost less impairment. Cost includes direct attributable costs of investment. The results of subsidiaries are accounted for by the Company on the basis of dividend received and receivable.

Impairment testing of the investments in subsidiaries is required upon receiving a dividend from these investments if the dividend exceeds the total comprehensive income of the subsidiary in the period the dividend is declared or if the carrying amount of the investment in the separate financial statements exceeds the carrying amount in the consolidated financial statements of the investee's net assets including goodwill.

### 2.3 Segment reporting

Operating segments are reported in a manner consistent with the internal reporting provided to the chief operating decision-maker ("CODM"). The CODM, who is responsible for allocating resources and assessing performance of the operating segments, has been identified as the executive directors that make strategic decisions.

### 2.4 Foreign currency translation

#### (a) **Functional and presentation currency**

Items included in the consolidated financial statements of each of the Group's entities are measured using the currency of the primary economic environment in which the entity operates (the "functional currency"). The consolidated financial statements are presented in HK\$, which is the Company's and the Group's functional and presentation currency.

#### (b) **Transactions and balances**

Foreign currency transactions are translated into the functional currency using the exchange rates at the dates of the transactions. Foreign exchange gains and losses resulting from the settlement of such transactions and from the translation of monetary assets and liabilities denominated in foreign currencies at year end exchange rates are generally recognised in profit or loss.

All foreign exchange gains and losses are presented in the consolidated statement of profit or loss and other comprehensive income on a net basis within other expenses.

Non-monetary items that are measured at fair value in a foreign currency are translated using the exchange rates at the date when the fair value was determined. Translation differences on assets and liabilities carried at fair value are reported as part of the fair value gain or loss.

#### (c) **Group companies**

The results and financial position of foreign operations (none of which has the currency of a hyper-inflationary economy) that have a functional currency different from the presentation currency are translated into the presentation currency as follows:

- (i) assets and liabilities for each statement of financial position presented are translated at the closing rate at the date of that statement of financial position;
- (ii) income and expenses for each statement of profit or loss and other comprehensive income are translated at average exchange rates (unless this is not a reasonable approximation of the cumulative effect of the rates prevailing on the transaction dates, in which case income and expenses are translated at the dates of the transactions); and

# Notes to the Consolidated Financial Statements

FOR THE YEAR ENDED 31 MARCH 2023  
(EXPRESSED IN HONG KONG DOLLARS)

## 2 SUMMARY OF SIGNIFICANT ACCOUNTING POLICIES *(Continued)*

### 2.4 Foreign currency translation *(Continued)*

#### (c) **Group companies** *(Continued)*

- (iii) all resulting currency translation differences are recognised in other comprehensive income.

On consolidation, exchange differences arising from the translation of any net investment in foreign entities are recognised in other comprehensive income. When a foreign operation is sold or any borrowings forming part of the net investment are repaid, the associated exchange differences are reclassified to profit or loss, as part of the gain or loss on sales.

### 2.5 Property and equipment

Property and equipment are stated at historical cost less depreciation. Historical cost includes expenditure that is directly attributable to the acquisition of the items.

When the Group makes payments for ownership interests of properties which includes both leasehold land and building elements, the entire consideration is allocated between the leasehold land and the building elements in proportion to the relative fair values at initial recognition. To the extent the allocation of the relevant payments can be made reliably, interest in leasehold land is presented as "right-of-use assets" in the consolidated statement of financial position. When the consideration cannot be allocated reliably between non-lease building element and undivided interest in the underlying leasehold land, the entire properties are classified as property, plant and equipment.

Subsequent costs are included in the asset's carrying amount or recognised as a separate asset, as appropriate, only when it is probable that future economic benefits associated with the item will flow to the Group and the cost of the item can be measured reliably. The carrying amount of any component accounted for as a separate asset is derecognised when replaced. All other repairs and maintenance are charged to the profit or loss during the reporting period in which they are incurred.

Depreciation is calculated using the straight-line method to allocate their cost, net of their residual values, over their estimated useful lives as follows:

Land and building	Over the period of the lease
Leasehold improvement	3 years or over the lease period, whichever is shorter
Furniture and fixtures	5 years
Office equipment	5 years
Computers	5 years

The assets' residual values and useful lives are reviewed, and adjusted if appropriate, at the end of each reporting period.

An asset's carrying amount is written down immediately to its recoverable amount if the asset's carrying amount is greater than its estimated recoverable amount (Note 2.7).

Gains or losses on disposals are determined by comparing proceeds with carrying amount and these are included in profit or loss.

# Notes to the Consolidated Financial Statements

FOR THE YEAR ENDED 31 MARCH 2023  
(EXPRESSED IN HONG KONG DOLLARS)

## 2 SUMMARY OF SIGNIFICANT ACCOUNTING POLICIES *(Continued)*

### 2.6 Intangible assets

#### (a) Goodwill

Goodwill is measured as described in Note 2.2(b). Goodwill on acquisitions of subsidiaries is included in intangible assets. Goodwill is not amortised but it is tested for impairment annually, or more frequently if events or changes in circumstances indicate that it might be impaired, and is carried at cost less accumulated impairment losses. Gains and losses on the disposal of an entity include the carrying amount of goodwill relating to the entity sold.

Goodwill is allocated to cash-generating units for the purpose of impairment testing. The allocation is made to those cash-generating units or groups of cash-generating units that are expected to benefit from the business combination in which the goodwill arose. The units or groups of units are identified at the lowest level at which goodwill is monitored for internal management purposes.

#### (b) Computer software systems

Costs associated with maintaining software programmes are recognised as expenses as incurred. Development costs that are directly attributable to the design and testing of identifiable and unique software products controlled by the Group are recognised as intangible assets when the following criteria are met:

- it is technically feasible to complete the software so that it will be available for use;
- management intends to complete the software and use or sell it;
- there is an ability to use or sell the software;
- it can be demonstrated how the software will generate probable future economic benefits;
- adequate technical, financial and other resources to complete the development and to use or sell the software are available; and
- the expenditure attributable to the software during its development can be reliably measured.

Directly attributable costs that are capitalised as part of the software include employee costs, an appropriate portion of relevant overheads, consultancy fees and finance costs.

Capitalised development costs are recorded as intangible assets and amortised from the point at which the asset is ready for use.

#### (c) Research and development

Research expenditure and development expenditure that do not meet the criteria in (b) above are recognised as an expense as incurred. Development costs previously recognised as an expense are not recognised as an asset in a subsequent period.

#### (d) Customer contracts

Customer contracts acquired in a business combination are recognised at fair value at the acquisition date. They have a finite useful life and are subsequently carried at cost less accumulated amortisation and impairment losses.

# Notes to the Consolidated Financial Statements

FOR THE YEAR ENDED 31 MARCH 2023  
(EXPRESSED IN HONG KONG DOLLARS)

## 2 SUMMARY OF SIGNIFICANT ACCOUNTING POLICIES *(Continued)*

### 2.6 Intangible assets *(Continued)*

#### *(e) Amortisation methods and periods*

The Group amortises intangible assets with a limited useful life using the straight-line method over the following periods:

Computer software systems	5 years
Customer contracts	1.4 years

The useful lives of computer software systems are estimated based on historical experience, which of actual useful lives of similar assets and changes in technology; while the useful lives of customer contracts are estimated based on the remaining legal contract duration before expiry.

The Group is required to estimate the useful lives of systems development costs in order to ascertain the amount of amortisation charged for each reporting period.

The useful lives are estimated at the time development costs incurred after considering future technology changes, business developments and the Group's strategies. The Group performs annual reviews to assess the appropriateness of the estimated useful lives. Such review takes into account any unexpected adverse changes in circumstances or events, including declines in projected operating results, negative industry or economic trends and rapid advancement in technology. The Group extends or shortens the useful lives and/or makes impairment provisions according to the results of the review.

### 2.7 Impairment of non-financial assets

Goodwill and intangible assets that have an indefinite useful life or intangible assets, which are not ready to use, are not subject to amortisation and are tested annually for impairment, or more frequently if events or changes in circumstances indicate that they might be impaired. Other assets are tested for impairment whenever events or changes in circumstances indicate that the carrying amount may not be recoverable. An impairment loss is recognised for the amount by which the asset's carrying amount exceeds its recoverable amount. The recoverable amount is the higher of an asset's fair value less costs of disposal and value in use. For the purposes of assessing impairment, assets are grouped at the lowest levels for which there are separately identifiable cash inflows from other assets or groups of assets (cash-generating units). Non-financial assets other than goodwill that suffered an impairment are reviewed for possible reversal of the impairment at the end of each reporting period.

### 2.8 Financial assets

#### *(a) Classification*

The Group classifies its financial assets in the following measurement categories:

- those to be measured subsequently at fair value (either through other comprehensive income or through profit or loss); and
- those to be measured at amortised cost.

The classification depends on the entity's business model for managing the financial assets and the contractual terms of the cash flows.

# Notes to the Consolidated Financial Statements

FOR THE YEAR ENDED 31 MARCH 2023  
(EXPRESSED IN HONG KONG DOLLARS)

## 2 SUMMARY OF SIGNIFICANT ACCOUNTING POLICIES *(Continued)*

### 2.8 Financial assets *(Continued)*

#### (a) **Classification** *(Continued)*

For assets measured at fair value, gains and losses will either be recorded in profit or loss or other comprehensive income. For investments in equity instruments that are not held for trading, this will depend on whether the Group has made an irrevocable election at the time of initial recognition to account for the equity investment at fair value through other comprehensive income.

The Group reclassifies debt investments when and only when its business model for managing those assets changes.

#### (b) **Recognition and derecognition**

Regular way purchases and sales of financial assets are recognised on trade-date, the date on which the Group commits to purchase or sell the asset. Financial assets are derecognised when the rights to receive cash flows from the financial assets have expired or have been transferred and the Group has transferred substantially all the risks and rewards of ownership.

#### (c) **Measurement**

At initial recognition, the Group measures a financial asset at its fair value plus, in the case of a financial asset not at fair value through profit or loss ("FVTPL"), transaction costs that are directly attributable to the acquisition of the financial asset. Transaction costs of financial assets carried at FVTPL are expensed in profit or loss.

#### *Debt instruments*

Subsequent measurement of debt instruments depends on the Group's business model for managing the asset and the cash flow characteristics of the asset. There are three measurement categories into which the Group classifies its debt instruments:

- **Amortised cost**  
Assets that are held for collection of contractual cash flows where those cash flows represent solely payments of principal and interest are measured at amortised cost. Interest income from these financial assets is included in finance income using the effective interest rate method. Any gain or loss arising on derecognition is recognised directly in profit or loss and presented in other income or other expenses together with foreign exchange gains and losses. Impairment losses are presented as separate line item in the consolidated statement of profit or loss and other comprehensive income.
- **Fair value through other comprehensive income ("FVTOCI")**  
Assets that are held for collection of contractual cash flows and for selling the financial assets, where the assets' cash flows represent solely payments of principal and interest, are measured at FVTOCI. Movements in the carrying amount are taken through other comprehensive income, except for the recognition of impairment gains and losses, interest income and foreign exchange gains and losses which are recognised in profit or loss. When the financial asset is derecognised, the cumulative gain or loss previously recognised in other comprehensive income is reclassified from equity to profit or loss and recognised in other income or other expenses. Interest income from these financial assets is included in other income using the effective interest rate method. Foreign exchange gains and losses are presented in other expenses and impairment expenses are presented as separate line item in the consolidated statement of profit or loss and other comprehensive income.

# Notes to the Consolidated Financial Statements

FOR THE YEAR ENDED 31 MARCH 2023  
(EXPRESSED IN HONG KONG DOLLARS)

## 2 SUMMARY OF SIGNIFICANT ACCOUNTING POLICIES *(Continued)*

### 2.8 Financial assets *(Continued)*

#### (c) **Measurement** *(Continued)*

##### *Debt instruments (Continued)*

##### – FVTPL

Assets that do not meet the criteria for amortised cost or FVTOCI are measured at FVTPL. A gain or loss on a debt investment that is subsequently measured at FVTPL is recognised in profit or loss and presented net within other income in the period in which it arises.

##### *Equity instruments*

The Group subsequently measures all equity investments at fair value. Where the Group's management has elected to present fair value gains and losses on equity investments in other comprehensive income, there is no subsequent reclassification of fair value gains and losses to profit or loss following the derecognition of the investment. Dividends from such investments continue to be recognised in profit or loss as other income when the Group's right to receive payments is established.

Changes in the fair value of financial assets at FVTPL are recognised in other income or other expenses in the consolidated statement of profit or loss and other comprehensive income as applicable. Impairment losses (and reversal of impairment losses) on equity investments measured at FVTOCI are not reported separately from other changes in fair value.

#### (d) **Impairment**

The Group assesses on a forward-looking basis the expected credit losses associated with its debt instruments carried at amortised cost and FVTOCI. The impairment methodology applied depends on whether there has been a significant increase in credit risk. Note 3.1(b) set out the details how the Group determines whether there has been a significant increase in credit risk.

For trade receivables and contract assets, the Group applies the simplified approach permitted by HKFRS 9 "Financial Instruments", which requires expected lifetime losses to be recognised from initial recognition of the receivables. The provision matrix is determined based on historical observed default rates over the expected life of the contract assets and trade receivables with similar credit risk characteristics and is adjusted for forward-looking estimates. At every reporting date the historical observed default rates are updated and changes in the forward-looking estimates are analysed.

Impairment on other financial assets is measured as either 12-month expected credit losses or lifetime expected credit losses, depending on whether there has been a significant increase in credit risk since initial recognition. If a significant increase in credit risk of a receivables has occurred since initial recognition, then impairment is measured as lifetime expected credit losses.

### 2.9 Offsetting financial instruments

Financial assets and liabilities are offset and the net amount reported in the consolidated statement of financial position where the Group and the Company currently has a legally enforceable right to offset the recognised amounts, and there is an intention to settle on a net basis or realise the asset and settle the liability simultaneously. The Group has also entered into arrangements that do not meet the criteria for offsetting but still allow for the related amounts to be set off in certain circumstances, such as bankruptcy or the termination of a contract.

# Notes to the Consolidated Financial Statements

FOR THE YEAR ENDED 31 MARCH 2023  
(EXPRESSED IN HONG KONG DOLLARS)

## 2 SUMMARY OF SIGNIFICANT ACCOUNTING POLICIES *(Continued)*

### 2.10 Trade receivables

Trade receivables are amounts due from customers for goods sold or services performed in the ordinary course of business. They are generally due for settlement immediately and therefore are all classified as current.

Trade receivables are recognised initially at the amount of consideration that is unconditional unless they contain significant financing components, when they are recognised at fair value. The Group holds the trade receivables with the objective of collecting the contractual cash flows and therefore measures them subsequently at amortised cost using the effective interest method. See Note 3.1(b) for a description of the Group's impairment policies.

### 2.11 Cash and cash equivalents

For the purpose of presentation in the consolidated statement of cash flows, cash and cash equivalents includes cash in hand, deposits held at call with financial institutions, other short-term, highly liquid investments with original maturities of three months or less that are readily convertible to known amounts of cash and which are subject to an insignificant risk of changes in value.

### 2.12 Share capital

Ordinary shares are classified as equity (Note 20).

Incremental costs directly attributable to the issue of new shares or options are shown in equity as a deduction, net of tax, from proceeds.

### 2.13 Other payables

Other payables represent liabilities for goods and services provided to the Group prior to the end of financial year which are unpaid. Other payables are presented as current liabilities unless payment is not due within 12 months after the reporting period. They are recognised initially at their fair value and subsequently measured at amortised cost using the effective interest method.

### 2.14 Borrowings

Borrowings are initially recognised at fair value, net of transaction costs incurred. Borrowings are subsequently measured at amortised cost. Any difference between the proceeds (net of transaction costs) and the redemption amount is recognised in profit or loss over the period of the borrowings using the effective interest method. Fees paid on the establishment of loan facilities are recognised as transaction costs of the loan to the extent that it is probable that some or all of the facility will be drawn down. In this case, the fee is deferred until the draw-down occurs. To the extent there is no evidence that it is probable that some or all of the facility will be drawn down, the fee is capitalised as a prepayment for liquidity services and amortised over the period of the facility to which it relates.

Borrowings are removed from the consolidated statement of financial position when the obligation specified in the contract is discharged, cancelled or expired. The difference between the carrying amount of a financial liability that has been extinguished or transferred to another party and the consideration paid, including any non-cash assets transferred or liabilities assumed, is recognised in profit or loss as finance costs.

Borrowings are classified as current liabilities unless the Group has an unconditional right to defer settlement of the liability for at least 12 months after the reporting period.



# Notes to the Consolidated Financial Statements

FOR THE YEAR ENDED 31 MARCH 2023  
(EXPRESSED IN HONG KONG DOLLARS)

## 2 SUMMARY OF SIGNIFICANT ACCOUNTING POLICIES *(Continued)*

### 2.15 Borrowing costs

General and specific borrowing costs that are directly attributable to the acquisition, construction or production of a qualifying asset are capitalised during the period of time that is required to complete and prepare the asset for its intended use or sale. Qualifying assets are assets that necessarily take a substantial period of time to get ready for their intended use or sale.

Other borrowing costs are expensed in the period in which they are incurred.

### 2.16 Current and deferred income tax

The income tax expense or credit for the period is the tax payable on the current period's taxable income based on the applicable income tax rate for each jurisdiction adjusted by changes in deferred income tax assets and liabilities attributable to temporary differences and to unused tax losses.

#### (a) **Current income tax**

The current income tax charge is calculated on the basis of the tax laws enacted or substantively enacted at the end of the reporting period in the countries where the Company and its subsidiaries operate and generate taxable income. Management periodically evaluates positions taken in tax returns with respect to situations in which applicable tax regulation is subject to interpretation and considers whether it is probable that a taxation authority will accept an uncertain tax treatment. The Group measures its tax balances either based on the most likely amount or the expected value, depending on which method provides a better prediction of the resolution of the uncertainty.

#### (b) **Deferred income tax**

Deferred income tax is provided in full, using the liability method, on temporary differences arising between the tax bases of assets and liabilities and their carrying amounts in the consolidated financial statements. However, deferred tax liabilities are not recognised if they arise from the initial recognition of goodwill. Deferred income tax is also not accounted for if it arises from initial recognition of an asset or liability in a transaction other than a business combination that at the time of the transaction affects neither accounting nor taxable profit or loss. Deferred income tax is determined using tax rates (and laws) that have been enacted or substantially enacted by the end of the reporting period and are expected to apply when the related deferred income tax asset is realised or the deferred income tax liability is settled.

Deferred tax assets are recognised only if it is probable that future taxable amounts will be available to utilise those temporary differences and losses.

Deferred tax liabilities and assets are not recognised for temporary differences between the carrying amount and tax bases of investments in foreign operations where the Company is able to control the timing of the reversal of the temporary differences and it is probable that the differences will not reverse in the foreseeable future.

Deferred tax assets and liabilities are offset when there is a legally enforceable right to offset current tax assets and liabilities and where the deferred tax balances relate to the same taxation authority. Current tax assets and tax liabilities are offset where the entity has a legally enforceable right to offset and intends either to settle on a net basis, or to realise the asset and settle the liability simultaneously.

Current and deferred tax is recognised in profit or loss.

# Notes to the Consolidated Financial Statements

FOR THE YEAR ENDED 31 MARCH 2023  
(EXPRESSED IN HONG KONG DOLLARS)

## 2 SUMMARY OF SIGNIFICANT ACCOUNTING POLICIES *(Continued)*

### 2.17 Employee benefits

#### (a) **Short-term obligations**

Liabilities for wages and salaries, including non-monetary benefits and accumulating sick leave that are expected to be settled wholly within 12 months after the end of the period in which the employees render the related service are recognised in respect of employees' services up to the end of the reporting period and are measured at the amounts expected to be paid when the liabilities are settled. The liabilities are presented as part of the accruals and other payables in the consolidated statement of financial position.

#### (b) **Pension obligation – Defined contribution plan**

The Group participates in a mandatory provident fund scheme ("**MPF Scheme**") for its employees in Hong Kong.

MPF Scheme is a defined contribution scheme in accordance with the Mandatory Provident Fund Scheme Ordinance. Under the rules of MPF Scheme, the employer and its employees are required to contribute 5% of the employees' salaries, up to a maximum of HK\$1,500 per month from 1 June 2014 onward, respectively, and thereafter contributions are voluntary. The assets of MPF Scheme are held separately from those of the Group in an independently administered fund.

Full time employees of the Group's entity operating in the People's Republic of China ("**PRC**") participate in a government mandated multi-employer defined contribution plan pursuant to which certain pension benefits, medical care, unemployment insurance, employee housing fund and other these benefits based on certain percentage of the employees' salaries. Full time employees who have passed the probation period are entitled to such benefits.

The contributions are recognised as employee benefit expense when they are due.

#### (c) **Employee leave entitlements**

Employee entitlements to annual leave are recognised when they accrue to employees. A provision is made for the estimated liability for annual leave as a result of services rendered by employees up to the end of the reporting period.

#### (d) **Bonus plans**

The expected cost of bonus payments is recognised as a liability and an expense when the Group has a present legal or constructive obligation as a result of services rendered by employees and a reliable estimate of the obligation can be made.

Liabilities for bonus plans are expected to be settled within 12 months and are measured at the amounts expected to be paid when they are settled.

# Notes to the Consolidated Financial Statements

FOR THE YEAR ENDED 31 MARCH 2023  
(EXPRESSED IN HONG KONG DOLLARS)

## 2 SUMMARY OF SIGNIFICANT ACCOUNTING POLICIES *(Continued)*

### 2.18 Share-based payments

The Company operates a share option scheme for the purpose of providing incentives and rewards to eligible participants who contribute to the success of the Group's operations. Employees (including directors) of the Group may receive remuneration in the form of share-based payments, whereby the employees render services as consideration for equity instruments ("**equity-settled transactions**").

The fair value of the options granted under the Company's share option scheme is recognised as an employee benefit expense with a corresponding increase in equity. The total amount to be expensed is determined by reference to the fair value of the options granted:

- including any market performance conditions (e.g. the entity's share price);
- excluding the impact of any service and non-market performance vesting conditions (e.g. profitability, sales growth targets and remaining an employee of the entity over a specified time period); and
- including the impact of any non-vesting conditions (e.g. the requirement for employees to save or hold shares for a specific period of time).

The total expense is recognised over the vesting period, which is the period over which all of the specified vesting conditions are to be satisfied. At the end of each period, the entity revises its estimates of the number of options that are expected to vest based on the non-market vesting and service conditions. It recognises the impact of the revision to original estimates, if any, in profit or loss, with a corresponding adjustment to equity.

### 2.19 Provisions

Provisions for legal claims, service warranties and make good obligations are recognised when the Group has a present legal or constructive obligation as a result of past events, it is probable that an outflow of resources will be required to settle the obligation and the amount can be reliably estimated. Provisions are not recognised for future operating losses.

Where there are a number of similar obligations, the likelihood that an outflow will be required in settlement is determined by considering the class of obligations as a whole. A provision is recognised even if the likelihood of an outflow with respect to any one item included in the same class of obligations may be small.

Provisions are measured at the present value of management's best estimate of the expenditure required to settle the present obligation at the end of the reporting period. The discount rate used to determine the present value is a pre-tax rate that reflects current market assessments of the time value of money and the risks specific to the liability. The increase in the provision due to the passage of time is recognised as interest expense.

# Notes to the Consolidated Financial Statements

FOR THE YEAR ENDED 31 MARCH 2023  
(EXPRESSED IN HONG KONG DOLLARS)

## 2 SUMMARY OF SIGNIFICANT ACCOUNTING POLICIES *(Continued)*

### 2.20 Revenue recognition

Revenue is measured at the fair value of the consideration received or receivable. Revenues are recognised when goods are transferred or services are rendered to the customer.

Depending on the terms of the contract and the laws that apply to the contract, service may be provided over time or at a point in time. Service is provided overtime if the Group's performance:

- provides all of the benefits received and consumed simultaneously by the customer;
- creates and enhances an asset that the customer controls as the Group performs; or
- does not create an asset with an alternative use to the Group and the Group has an enforceable right to payment for performance completed to date.

If service transfers over time, revenue is recognised over the period of the contract by reference to the progress towards complete satisfaction of that performance obligation. Otherwise, revenue is recognised at a point in time when the customer obtains control of the service.

The progress towards complete satisfaction of the performance obligation is measured based on one of the following methods that best depict the Group's performance in satisfying the performance obligation:

- time-based measure of progress; or
- the Group's efforts or inputs to the satisfaction of the performance obligation.

When determining the transaction price to be allocated from different performance obligations, the Group first determines the service fees that the Group entitles in the contract period and adjusts the transaction price for variable considerations and significant financing component, if any. The variable considerations relate to licensing and maintenance services contracts. Such variable considerations are measured based on transaction volume of customers. The Group includes in the transaction price the best estimated amount of variable considerations only for maintenance services contracts to the extent that it is highly probable that a significant reversal in amount of cumulative revenue recognised will not occur when the uncertainty associated with the variable consideration is subsequently resolved.

If contracts involve the provision of multiple services, the transaction price will be allocated from each performance obligation based on the stand-alone selling prices. Where these are not directly observable, they are estimated based on expected cost plus margin.

A contract asset is the Group's right to consideration in exchange for the services that the Group has transferred to a customer that is not yet unconditional. A receivable is recorded when the Group has an unconditional right to a consideration. A right to consideration is unconditional if only passage of time is required before payment of that consideration is due. In addition, incremental costs incurred to obtain a new contract, if recoverable, are capitalised as contract cost and subsequently amortised when the related revenue is recognised.

Contract assets are assessed for impairment under the same approach adopted for impairment assessment of financial assets carried at amortised cost.

# Notes to the Consolidated Financial Statements

FOR THE YEAR ENDED 31 MARCH 2023  
(EXPRESSED IN HONG KONG DOLLARS)

## 2 SUMMARY OF SIGNIFICANT ACCOUNTING POLICIES *(Continued)*

### 2.20 Revenue recognition *(Continued)*

A contract liability is the Group's obligation to render the services to a customer for which the Group has received consideration from the customer. A contract liability is recognised by the Group when the customer pays consideration but before the Group renders the service to the customer. Contract liabilities mainly included the advance payments received from sales of hardware and software and provision of initial set up and customisation services. A contract asset and a contract liability relating to the same contract are accounted for and presented on a net basis.

The following is a description of the accounting policy for the principal revenue streams of the Group:

**(a) Initial set up and customisation services**

The Group provides installation and customisation services of financial trading solutions and non-financial IT solutions. Initial set up and customisation services are generally provided on an on demand basis and could be completed in a short period of time. Revenue from providing such services is recognised in the accounting period in which the services are rendered, by using the input method for the specific transaction to measure the progress towards complete satisfaction of the performance obligation. Under input method, the progress is assessed on the basis of costs incurred as a proportion of the total budgeted contract costs to be incurred. Payment of the transaction is made upfront or due immediately when the installation services are provided to customers.

**(b) Licensing and maintenance services**

The Group licenses the right to access financial trading solutions and non-financial IT solutions and provides technical maintenance and support to licensees for licensed financial trading solutions and non-financial IT solutions for a specific period. Such services are transferred over time and revenue is recognised when the customers simultaneously receive and consume the benefits from the Group's performance of providing access to the financial software and maintenance period.

**(c) Sales of computer hardware and software**

The Group sells computer hardware which are mainly servers and network devices as well as third party computer software to customers for running the financial trading solutions.

Revenue is recognised at a point in time when computer hardware and/or software products are delivered and installed at the customers' specific location with their signed acceptance and the Group has present right to payment and the collection of the consideration is probable. Payment of the transaction is made upfront or due immediately when the sales transactions are completed.

# Notes to the Consolidated Financial Statements

FOR THE YEAR ENDED 31 MARCH 2023  
(EXPRESSED IN HONG KONG DOLLARS)

## 2 SUMMARY OF SIGNIFICANT ACCOUNTING POLICIES *(Continued)*

### 2.21 Earnings per share

#### (a) *Basic earnings per share*

Basic earnings per share is calculated by dividing:

- the profit attributable to owners of the Company, excluding any costs of servicing equity other than ordinary shares;
- by the weighted average number of ordinary shares outstanding during the financial year, adjusted for bonus elements in ordinary shares issued during the year and excluding treasury shares.

#### (b) *Diluted earnings per share*

Diluted earnings per share adjusts the figures used in the determination of basic earnings per share to taken into account:

- the after-income tax effect of interest and other financing costs associated with dilutive potential ordinary shares; and
- by the weighted average number of additional ordinary shares that would have been outstanding assuming the conversion of all dilutive potential ordinary shares.

### 2.22 Dividend income

Dividends are received from financial assets measured at FVTPL and at FVTOCI. Dividends are recognised as other income in profit or loss when the right to receive payment is established. This applies even if they are paid out of pre-acquisition profits, unless the dividend clearly represents a recovery of part of the cost of an investment. In this case, the dividend is recognised in other comprehensive income if it relates to an investment measured at FVTOCI. However, the investment may need to be tested for impairment as a consequence.

### 2.23 Lease – As a lessee

Leases are recognised as a right-of-use asset and a corresponding liability at the date at which the leased asset is available for use by the Group.

Contracts may contain both lease and non-lease components. The Group allocates the consideration in the contract to the lease and non-lease components based on their relative stand-alone prices. However, for leases of real estate for which the Group is a lessee, it has elected not to separate lease and non-lease components and instead accounts for these as a single lease component.

Lease terms are negotiated on an individual basis and contain a wide range of different terms and conditions.

# Notes to the Consolidated Financial Statements

FOR THE YEAR ENDED 31 MARCH 2023  
(EXPRESSED IN HONG KONG DOLLARS)

## 2 SUMMARY OF SIGNIFICANT ACCOUNTING POLICIES *(Continued)*

### 2.23 Lease – As a lessee *(Continued)*

Assets and liabilities arising from a lease are initially measured on a present value basis. Lease liabilities include the net present value of the following lease payments:

- fixed payments (including in-substance fixed payments), less any lease incentives receivable;
- variable lease payments that are based on an index or a rate, initially measured using the index or rate as at the commencement date;
- amounts expected to be payable by the Group under residual value guarantees;
- the exercise price of a purchase option if the Group is reasonably certain to exercise that option; and
- payments of penalties for terminating the lease, if the lease term reflects the Group exercising that option.

Lease payments to be made under reasonably certain extension options are also included in the measurement of the liability.

The lease payments are discounted using the interest rate implicit in the lease. If that rate cannot be readily determined, which is generally the case for leases in the Group, the lessee's incremental borrowing rate is used, being the rate that the individual lessee would have to pay to borrow the funds necessary to obtain an asset of similar value to the right-of-use asset in a similar economic environment with similar terms, security and conditions.

To determine the incremental borrowing rate, the Group, where possible, uses recent third-party financing received by the individual lessee as a starting point, adjusted to reflect changes in financing conditions since third-party financing was received.

Lease payments are allocated between principal and finance cost. The finance cost is charged to profit or loss over the lease period so as to produce a constant periodic rate of interest on the remaining balance of the liability for each period.

Right-of-use assets are measured at cost comprising the following:

- the amount of the initial measurement of lease liability;
- any lease payments made at or before the commencement date less any lease incentives received;
- any initial direct costs; and
- restoration costs.

Right-of-use assets are generally depreciated over the shorter of the asset's useful life and the lease term on a straight-line basis.

Payments associated with short-term leases and all leases of low-value assets are recognised on a straight-line basis as an expense in profit or loss. Short-term leases are leases with a lease term of 12 months or less without a purchase option. Low-value assets comprise small items of equipment.

# Notes to the Consolidated Financial Statements

FOR THE YEAR ENDED 31 MARCH 2023  
(EXPRESSED IN HONG KONG DOLLARS)

## 2 SUMMARY OF SIGNIFICANT ACCOUNTING POLICIES *(Continued)*

### 2.24 Dividend distribution

Provision is made for the amount of any dividend declared, being appropriately authorised and no longer at the discretion of the entity, on or before the end of the reporting period but not distributed at the end of the reporting period.

### 2.25 Government grants

Grants from the government are recognised at their fair value where there is reasonable assurance that the grant will be received and the Group will comply with all attached conditions.

### 2.26 Interest income

Interest income is calculated by applying the effective interest rate to the gross carrying amount of a financial asset except for financial assets that subsequently become credit-impaired. For credit-impaired financial assets the effective interest rate is applied to the net carrying amount of the financial asset (after deduction of the loss allowance).

## 3 FINANCIAL RISK MANAGEMENT

### 3.1 Financial risk factors

The Group's activities expose it to a variety of financial risks: market risk (including foreign exchange risk, cash flow interest rate risk and price risk), credit risk and liquidity risk. The Group adopts a conservative and balanced treasury policy which focuses on the financial risks factors as below and seeks to minimise potential adverse effects on the Group's financial performance.

#### (a) Market risk

##### (i) Foreign exchange risk

The Group's transactions are mainly denominated in HK\$ and United States dollar ("US\$"). The majority of assets and liabilities are denominated in HK\$ and US\$. There are no significant assets or liabilities denominated in other currencies.

Since HK\$ is pegged to US\$, the Group does not have significant currency risks and it is the Group's policy not to engage in speculative activities. The Group has not entered into any contracts to hedge its exposure for foreign exchange risk.

##### (ii) Cash flow interest rate risk

The Group's cash flow interest rate risks primarily relate to cash at banks (2022: cash at banks). The Group does not enter into any contract for interest rate hedging purposes. However, management monitors the related interest rate risk exposure closely and will consider hedging significant interest rate risk exposure should the need arise.

Had interest rates been 100 basis points higher/lower than the prevailing interest rate for the year ended 31 March 2023, with all other variables held constant, the post-tax profit and equity for the year ended 31 March 2023, would have been approximately HK\$610,000 higher/lower (2022: HK\$500,000 higher/lower), as a result of changes in interest income on cash at banks (2022: interest income on cash at banks).

##### (iii) Price risk

The Group's exposure to listed fund investments price risk arises from the investments held by the Group and classified in the consolidated statement of financial position as financial assets at FVTPL.

To manage its price risk arising from investments in listed fund, the Group diversifies its portfolio. Diversification of the portfolio is done in accordance with the limits set by the Group. The majority of the Group's listed fund investments are included in various exchanges.



# Notes to the Consolidated Financial Statements

FOR THE YEAR ENDED 31 MARCH 2023  
(EXPRESSED IN HONG KONG DOLLARS)

## 3 FINANCIAL RISK MANAGEMENT *(Continued)*

### 3.1 Financial risk factors *(Continued)*

#### (a) **Market risk** *(Continued)*

##### (iii) *Price risk (Continued)*

Had fund investments price been increased/decreased by 10%, with all other variables held constant, the post-tax profit and equity for the year ended 31 March 2023 would have been approximately HK\$763,000 higher/lower (2022: HK\$430,000), as a result of change in fair value in financial assets classified at FVTPL.

#### (b) **Credit risk**

Credit risk arises from cash at banks, trade receivables, contract assets and deposits and other receivables. Management has a credit policy in place and the exposures to these credit risks are monitored on an ongoing basis.

##### *Risk management*

To manage the risk arising from cash at banks, the Group only transacts with reputable banks which are all high-credit-quality financial institutions. There has no recent history of default in relation to these financial institutions. The expected credit loss was insignificant for the year ended 31 March 2023 (2022: same).

The Group reviews regularly the authorisation of credit limits to individual customers and recoverable amount of each individual trade receivables to ensure that adequate impairment losses are made for irrecoverable amounts. As at 31 March 2023 and 2022, the Group had a concentration of credit risk as 24% (2022: 57%) and 73% (2022: 90%) of total trade receivables and contract assets due from the largest customer and five largest customers respectively.

##### *Credit risk policy*

The Group considers the probability of default upon initial recognition of an asset and whether there has been a significant increase in credit risk on an ongoing basis throughout each reporting period. To assess whether there is a significant increase in credit risk the company compares the risk of a default occurring on the asset as at the reporting date with the risk of default as at the date of initial recognition. It considers available reasonable and supportive forwarding-looking information. Especially the following indicators are incorporated:

- internal credit rating;
- external credit rating (as far as available);
- actual or expected significant adverse changes in business, financial or economic conditions that are expected to cause a significant change to the debtor's ability to meet its obligations;
- actual or expected significant changes in the operating results of the debtor;
- significant increases in credit risk on other financial instruments of the same debtor;
- significant changes in the value of the collateral supporting the obligation or in the quality of third-party guarantees or credit enhancements; and
- significant changes in the expected performance and behaviour of the debtor, including changes in the payment status of debtors in the Group and changes in the operating results of the debtor.

Macroeconomic information (such as market interest rates or growth rates) is incorporated as part of the internal rating model.

# Notes to the Consolidated Financial Statements

FOR THE YEAR ENDED 31 MARCH 2023  
(EXPRESSED IN HONG KONG DOLLARS)

## 3 FINANCIAL RISK MANAGEMENT *(Continued)*

### 3.1 Financial risk factors *(Continued)*

#### (b) Credit risk *(Continued)*

##### *Credit risk policy (Continued)*

Regardless of the analysis above, a significant increase in credit risk is presumed if a debtor is more than 30 days past due in making a contractual payment.

A default on a financial asset is when the counterparty fails to make contractual payments within 90 days of when they fall due unless the Group has reasonable and supportable information to demonstrate that a more lagging default criterion is more appropriate.

Financial assets are written off when there is no reasonable expectation of recovery, such as a debtor failing to engage in a repayment plan with the Group. The Group categorises a loan or receivable for write off when a debtor fails to make contractual payments more than 365 days past due. Where loans or receivables have been written off, the Group continues to engage in enforcement activity to attempt to recover the receivable due. Where recoveries are made, these are recognised in profit or loss.

##### *Impairment of financial assets*

The Group has a credit policy to monitor the level of credit risk in relation to customers. In general, the credit record and credit period for each customer or debtor are regularly assessed based on the customer's or debtor's financial condition, their credit records and other factors such as current market conditions.

The Group applies the simplified approach to providing for expected credit losses prescribed by HKFRS 9, which permits the use of the lifetime expected loss provision for all trade receivables and contract assets from third parties. The Group overall considers the shared credit risk characteristic and the days past due of the trade receivables and contract assets to measure the expected credit loss. The historical loss rates are adjusted to reflect current and forward-looking information on macroeconomic factors affecting the ability of the customers to settle the receivables.

Loss allowance for trade receivables and contract assets as at 31 March 2023 was determined as follows:

	2023			
	Lifetime expected loss rate %	Gross carrying amount HK\$'000	Lifetime expected credit loss HK\$'000	Net carrying amount HK\$'000
<b>Contract assets</b>				
Current	3.01	5,922	(178)	5,744
<b>Trade receivables</b>				
Within 1 month	5.89	1,749	(103)	1,646
1 to 3 months	13.07	3,932	(514)	3,418
3 to 6 months	30.62	2,528	(774)	1,754
6 to 12 months	73.52	2,881	(2,118)	763
Over 12 months	100.00	932	(932)	–
		12,022	(4,441)	7,581
		17,944	(4,619)	13,325

For the year ended 31 March 2022, management, considered among other factors including forward looking information, analysed historical payment pattern and concluded that the expected loss rate of trade receivables and contract assets are assessed to be less than 1% for the year ended 31 March 2022. The loss allowance provision for these balances was insignificant during the year ended 31 March 2022.

# Notes to the Consolidated Financial Statements

FOR THE YEAR ENDED 31 MARCH 2023  
(EXPRESSED IN HONG KONG DOLLARS)

## 3 FINANCIAL RISK MANAGEMENT *(Continued)*

### 3.1 Financial risk factors *(Continued)*

#### (b) Credit risk *(Continued)*

*Impairment of financial assets (Continued)*

Movement on the loss allowance for the year are as follows:

	Contract assets HK\$'000	Trade receivables HK\$'000	Total HK\$'000
Loss allowance at 1 April 2021, 31 March 2022 and 1 April 2022	–	–	–
Increase in loss allowance recognised in profit or loss during the year	<b>178</b>	<b>4,441</b>	<b>4,619</b>
Loss allowance at 31 March 2023	<b>178</b>	<b>4,441</b>	<b>4,619</b>

For deposits and other receivables, management makes periodic collective assessments as well as individual assessment on the recoverability of deposits and other receivables based on historical settlement records and past experience. The directors believe there is no material credit risk inherent in the Group's outstanding balances of deposits and other receivables and the expected credit loss was insignificant for the year ended 31 March 2023 (2022: same).

The maximum exposure to credit risk is represented by the carrying amount of each financial asset in the consolidated statement of financial position.

#### (c) Liquidity risk

The Group adopts a prudent liquidity risk management by maintaining sufficient cash and bank balances to meet its liquidity requirements in the short and long term.

Due to the dynamic nature of the business environment, the Group aims to maintain flexibility in funding by keeping sufficient banking facilities if necessary. The liquidity risk of the Group is primarily attributable to accruals and other payables, and lease liabilities.

The table below analyses the Group's financial liabilities into relevant maturity groupings based on the remaining period at the reporting period end to the contractual maturity date. The amounts disclosed in the table are the contractual undiscounted cash flows. Balances due within 12 months equal their carrying values as the impact of discounting is not significant.

# Notes to the Consolidated Financial Statements

FOR THE YEAR ENDED 31 MARCH 2023  
(EXPRESSED IN HONG KONG DOLLARS)

## 3 FINANCIAL RISK MANAGEMENT *(Continued)*

### 3.1 Financial risk factors *(Continued)*

#### (c) Liquidity risk *(Continued)*

	On demand HK\$'000	Within 1 year HK\$'000	Between 1 and 2 years HK\$'000	Between 2 and 5 years HK\$'000	Total HK\$'000
<b>At 31 March 2023</b>					
Accruals and other payables (excluding accrued payroll and employee benefits)	–	1,390	–	–	1,390
Lease liabilities	–	446	66	–	512
	–	1,836	66	–	1,902
<b>At 31 March 2022</b>					
Accruals and other payables (excluding accrued payroll and employee benefits)	–	849	–	–	849

### 3.2 Capital risk management

The Group's objectives when managing capital are to safeguard the Group's ability to continue as a going concern in order to provide returns for the shareholder and to maintain an optimal capital return to reduce the cost of capital.

In order to maintain or adjust the capital structure, the Group may issue new shares or sell assets to reduce debts.

Consistent with others in the industry, the Group monitors capital on the basis of net debt to total capital ratio. As the Group was in net cash position as at 31 March 2023 and 2022, no net debt to equity ratio was presented.

### 3.3 Fair value estimation

The Group analyses the financial instruments carried at fair value by level of the inputs to valuation techniques used to measure fair value. Such inputs are categorised into three levels within a fair value hierarchy as follows:

Level 1: Quoted prices (unadjusted) in active markets for identical assets or liabilities;

Level 2: Inputs other than quoted prices included within Level 1 that are observable for the asset or liability, either directly (i.e. as prices) or indirectly (i.e. derived from prices); and

Level 3: Inputs for the assets or liabilities that are not based on observable market data (unobservable inputs).

All the Group financial assets at FVTPL are included in Level 1 as at 31 March 2023 and 2022.

There were no transfers of financial assets between levels 1, 2 and 3 during the year.

The carrying amounts of the Group's financial assets, including cash and cash equivalents, trade receivables, deposits and other receivables; and the Group's financial liabilities including accruals and other payables approximate their fair values due to their short maturities.

# Notes to the Consolidated Financial Statements

FOR THE YEAR ENDED 31 MARCH 2023  
(EXPRESSED IN HONG KONG DOLLARS)

## 4 CRITICAL ACCOUNTING ESTIMATES AND JUDGEMENTS

Estimates and judgements used in preparing the consolidated financial statements are continually evaluated and are based on historical experience and other factors, including expectations of future events that are believed to be reasonable under the circumstances. The resulting accounting estimates will, by definition, seldom equal the related actual results. Management also needs to exercise judgement in applying the Group's accounting policy. The estimates and assumptions that have a significant risk of causing a material adjustment to the carrying amounts of assets and liabilities, or presentation of the consolidated financial statements within the next financial year are discussed below.

### (a) Revenue recognised

Initial set up and customisation services, and licensing and maintenance services provided by the Group are agreed upon in a single revenue contract with customers. When such multiple services exist in a single revenue contract, transaction price of the revenue contract is allocated among each performance obligation identified in the revenue contract based on their relative stand-alone selling price. Management has applied judgement in estimating the stand-alone selling price.

Revenue from initial set up and customisation services are recognised over time by using input method as detailed in Note 2.20(a). Management has applied judgement in estimating the total budgeted contract costs for input method to measure the progress towards complete satisfaction of performance obligation.

### (b) Capitalisation of development costs incurred on computer software systems

Development costs incurred on computer software systems are capitalised as intangible assets when recognition criteria as detailed in Note 2.6(b) are fulfilled. Management has applied its judgements in the determination of whether these software products could generate probable future economic benefits to the Group based on the historical experience and the prospects of the markets; and whether the employee benefit costs are appropriately identified for capitalisation and that such costs are appropriately associated with computer software systems in the development phase of production.

### (c) Impairment of trade receivables and contract assets

The Group's management determines the provision for impairment of trade receivables and contract assets on a forward-looking basis and the expected lifetime losses are recognised from initial recognition of the assets. The provision matrix is determined based on the Group's historical observed default rates over the expected life of the trade receivables and contract assets with similar credit risk characteristics and is adjusted for forward-looking estimates. In making the judgement, management considers available reasonable and supportive forward-looking information such as actual or expected significant adverse changes in business. At every reporting date, the historical observed default rates are updated and changes in the forward-looking estimates are analysed by the Group's management.

# Notes to the Consolidated Financial Statements

FOR THE YEAR ENDED 31 MARCH 2023  
(EXPRESSED IN HONG KONG DOLLARS)

## 5 REVENUE AND SEGMENT INFORMATION

	2023 HK\$'000	2022 HK\$'000
Licensing and maintenance services	41,490	39,174
Initial set up and customisation services	11,087	10,852
Sales of computer hardware and software	–	9
	<b>52,577</b>	50,035

### (a) Disaggregation of revenue from contracts with customers

During the years ended 31 March 2023 and 2022, except for revenue from sales of computer hardware and software which was recognised at a point in time, all sources of revenue were recognised over time.

### (b) Assets and liabilities related to contracts with customers

	Note	31 March 2023 HK\$'000	31 March 2022 HK\$'000	1 April 2021 HK\$'000
Contract assets, net of loss allowance	(i)	5,744	2,939	1,985
Contract liabilities	(ii)	2,596	96	366

Notes:

- (i) Contract assets represent revenue of licensing and maintenance services and initial set up and customisation services recognised prior to the agreed payment schedule. Contract assets increased by HK\$2,805,000 during the year ended 31 March 2023 and such increase was primarily due to more initial set up and customisation service in progress during the year. An impairment loss of HK\$178,000 (2022: HK\$Nil) was recognised on contract assets during the year ended 31 March 2023 as disclosed in Note 3.1(b).
- (ii) Contract liabilities represent advance payments received from provision of initial set up and customisation services and provision of licensing and maintenance services. During the year ended 31 March 2023, contract liabilities increased by HK\$2,500,000 and such increase was due to increase in advance payments received from customers for provision of initial set up and customisation services.
- (iii) During the year ended 31 March 2023, all carried-forward contract liabilities at the beginning of financial year were fully recognised as revenue (2022: same).
- (iv) As at 31 March 2023, the aggregate amount of the transaction price allocated to performance obligations that are unsatisfied (or partially unsatisfied) was HK\$16,991,000 (2022: HK\$11,436,000). Management expects that the transaction price allocated to the unsatisfied performance obligations will be recognised as revenue when the related services, mainly related to provision of maintenance services, are provided over the next 3 years (2022: 3 years) for the year ended 31 March 2023. Among the unsatisfied performance obligation as at 31 March 2023, the management expect HK\$4,223,000 will be recognised as revenue in a period more than 1 year but within 3 years.

The Group has elected the practical expedient for not to disclose the aggregate amount of the transaction price allocated to performance obligations that are unsatisfied (or partially unsatisfied) for revenue contracts which have an original expected duration of one year or less.

# Notes to the Consolidated Financial Statements

FOR THE YEAR ENDED 31 MARCH 2023  
(EXPRESSED IN HONG KONG DOLLARS)

## 5 REVENUE AND SEGMENT INFORMATION *(Continued)*

### (c) Segment information

The executive directors have been identified as the CODM of the Group who review the Group's internal reporting in order to assess performance and allocate resources. For the year ended 31 March 2023, the directors considered that the Group's operations were operated and managed as a single segment and no separate segment information was presented for the financial years (2022: same).

The Group domiciles and operates in Hong Kong and the PRC. All revenue of the Group was generated from Hong Kong during the year ended 31 March 2023 (2022: same).

The total non-current assets other than deposits, financial assets at FVTPL and deferred income tax asset, broken down by location of the assets, is shown in the following:

	2023 HK\$'000	2022 HK\$'000
The PRC	48	–
Hong Kong	50,902	53,070
	<b>50,950</b>	53,070

### (d) Information about major customers

Certain customers contributed more than 10% of the total sales of the Group during the year. The amount of sales of these customers are disclosed as follows:

	2023 HK\$'000	2022 HK\$'000
Customer A	7,720	8,142
Customer B	N/A <sup>#</sup>	5,083
Customer C	8,397	N/A <sup>#</sup>
Customer D	N/A <sup>#</sup>	6,774

<sup>#</sup> The revenue of the particular customer for the particular year was less than 10% of the Group's revenue for the particular year.

## 6 OTHER NET INCOME

	2023 HK\$'000	2022 HK\$'000
Change in fair value of financial assets at FVTPL <i>(Note 26(b))</i>	(692)	63
Dividend from fund investments	91	41
Gain on disposals of financial assets at FVTPL <i>(Note 26(b))</i>	7	–
Government grant <i>(Note)</i>	1,019	100
Interest income on bank deposits	10	1
Interest income on time deposits	1,388	77
Other income	3	81
	<b>1,826</b>	363

Note: Wages subsidies of HK\$1,008,000 (2022: HK\$Nil) were granted from the Hong Kong SAR Government's Employment Support Scheme under Anti-epidemic Fund for the use of paying wages of employees from May 2022 to July 2022.

# Notes to the Consolidated Financial Statements

FOR THE YEAR ENDED 31 MARCH 2023  
(EXPRESSED IN HONG KONG DOLLARS)

## 7 EMPLOYEE BENEFIT EXPENSES (INCLUDING DIRECTORS' EMOLUMENTS)

	2023 HK\$'000	2022 HK\$'000
Salaries and allowances	25,120	21,324
Discretionary bonuses	1,565	2,383
Pension costs – defined contribution plans (Note (ii))	920	671
Staff welfare and benefits	20	29
Share-based payment expenses	8	443
	<b>27,633</b>	24,850
Less: staff costs capitalised as development costs of computer software systems	<b>(4,843)</b>	(4,934)
	<b>22,790</b>	19,916

Notes:

- (i) During the year ended 31 March 2023, employee benefits costs related to research and development staff, amounting to HK\$11,278,000 (2022: HK\$9,977,000), were recognised as employee benefit expenses in the consolidated statement of profit or loss and other comprehensive income.
- (ii) Contributions to the plan vest immediately, there is no forfeited contributions that may be used by the Group to reduce the existing level of contribution.

### Five highest paid individuals

The five individuals whose emoluments were the highest in the Group include two directors (2022: two directors) whose emoluments are reflected in the analysis shown in Note 8 during the year ended 31 March 2023. The emoluments payable to the remaining three individuals (2022: three individuals) for the year ended 31 March 2023 are as follows:

	2023 HK\$'000	2022 HK\$'000
Salaries and allowances	2,532	2,157
Discretionary bonuses	31	498
Pension costs – defined contribution plans	54	54
Staff welfare and benefits	2	3
Share-based payment expenses	–	113
	<b>2,619</b>	2,825

The emoluments fell within the following bands:

	2023 Number of individuals	2022 Number of individuals
HK\$500,000 – HK\$1,000,000	3	2
HK\$1,000,001 – HK\$1,500,000	–	1

No emoluments were paid by the Company or the Company's subsidiaries to the five highest paid individuals as an inducement to join the Company or the Company's subsidiaries, or as compensation for loss of office for the years ended 31 March 2023 and 2022.



# Notes to the Consolidated Financial Statements

FOR THE YEAR ENDED 31 MARCH 2023  
(EXPRESSED IN HONG KONG DOLLARS)

## 8 BENEFITS AND INTERESTS OF DIRECTORS

### (a) Directors' emoluments

The remuneration of each director for the years ended 31 March 2023 and 2022 is set out below:

	2023					
	Fees HK\$'000	Salaries HK\$'000	Discretionary bonuses HK\$'000	Allowances and benefits in kind (Note (iii)) HK\$'000	Employer's contribution to a retirement benefit scheme HK\$'000	Total HK\$'000
<b>Executive directors:</b>						
Mr. Chung Chau Kan (Chief Executive Officer)	129	1,702	800	3	18	2,652
Mr. Wong Wing Hoi	129	973	-	8	18	1,128
<b>Non-executive director:</b>						
Mr. Wei Ming (Chairman)	-	-	-	-	-	-
<b>Independent non-executive directors:</b>						
Mr. Wu Kin San Alfred	129	-	-	-	-	129
Mr. Moo Kai Pong	129	-	-	-	-	129
Mr. Lo Chi Wang	129	-	-	-	-	129
	<b>645</b>	<b>2,675</b>	<b>800</b>	<b>11</b>	<b>36</b>	<b>4,167</b>

	2022					
	Fees HK\$'000	Salaries HK\$'000	Discretionary bonuses HK\$'000	Allowances and benefits in kind (Note (ii)) HK\$'000	Employer's contribution to a retirement benefit scheme HK\$'000	Total HK\$'000
<b>Executive directors:</b>						
Mr. Chung Chau Kan (Chief Executive Officer)	126	1,283	800	317	18	2,544
Mr. Wong Wing Hoi	126	923	86	72	18	1,225
<b>Non-executive director:</b>						
Mr. Wei Ming (Chairman)	-	-	-	-	-	-
<b>Independent non-executive directors:</b>						
Mr. Wu Kin San Alfred	126	-	-	-	-	126
Mr. Moo Kai Pong	126	-	-	-	-	126
Mr. Lo Chi Wang	126	-	-	-	-	126
	<b>630</b>	<b>2,206</b>	<b>886</b>	<b>389</b>	<b>36</b>	<b>4,147</b>

Notes:

- (i) The remuneration shown above represents remuneration received from the Group by these directors in their capacity as employees to the Company's subsidiaries and no directors waived any emolument during the year.

No emoluments were paid by the Company or the Company's subsidiaries to the directors as an inducement to join the Company or the Company's subsidiaries, or as compensation for loss of office during the year.

- (ii) The amount includes housing allowances and estimated money value of other non-cash benefit: share option.

# Notes to the Consolidated Financial Statements

FOR THE YEAR ENDED 31 MARCH 2023  
(EXPRESSED IN HONG KONG DOLLARS)

## 8 BENEFITS AND INTERESTS OF DIRECTORS *(Continued)*

### (b) Directors' retirement benefits and termination benefits

None of the directors received or will receive any retirement benefits or termination benefits during the year (2022: Nil).

### (c) Consideration provided to third parties for making available directors' services

No consideration was made to third parties for making available directors' services during the year (2022: Nil).

### (d) Information about loans, quasi-loans and other dealing in favour of directors, controlled bodies corporate by and connected entities with such directors subsisted at the end of the year or at any time during the year

No loans, quasi-loans and other dealings were made available in favour of directors, controlled bodies corporate by and connected entities with such directors during the year (2022: Nil).

### (e) Directors' material interests in transactions, arrangements or contracts

Save as disclosed in Note 28, no other transactions, arrangements and contracts of significance in relation to the Group's business to which the Company's subsidiary was a party and in which a director of the Company had a material interest, whether directly or indirectly, subsisted at the end of each reporting period or at any time during the year (2022: Nil).

## 9 OTHER EXPENSES

	2023 HK\$'000	2022 HK\$'000
Advertising expenses	20	21
Auditor's remuneration		
– Audit services	568	450
– Non-audit services	–	–
Building management fees	114	84
Entertainment expenses	243	185
Exchange gain, net	(158)	(437)
Expense relating to short-term leases	40	–
Insurance expenses	263	213
Loss on write-off of property and equipment	12	–
Gain on disposals of property and equipment	(3)	(4)
Consultancy fees	2,291	1,495
Legal and professional fees	1,432	1,344
Telephone and utilities	704	761
Others	882	577
<b>Total other expenses</b>	<b>6,408</b>	<b>4,689</b>

# Notes to the Consolidated Financial Statements

FOR THE YEAR ENDED 31 MARCH 2023  
(EXPRESSED IN HONG KONG DOLLARS)

## 10 FINANCE COSTS

	2023 HK\$'000	2022 HK\$'000
Finance costs on bank borrowing	–	114
Interest on lease liabilities	16	–
	16	114
Amounts capitalised ( <i>Note</i> )	–	(88)
Finance costs	16	26

*Note:* The amounts represented borrowing costs capitalised as development costs of intangible assets. The capitalisation rate used to determine the amount of borrowing costs to be capitalised was the weighted average interest rate applicable to the Group's general borrowing. During the year ended 31 March 2022, the capitalisation rate was 1.60%.

## 11 INCOME TAX EXPENSE

Under the two-tiered profits tax rates regime, the first HK\$2,000,000 of profits of qualifying group entity in Hong Kong will be taxed at 8.25%, and profits above HK\$2,000,000 will be taxed at 16.5%. Accordingly, the Hong Kong Profits Tax is calculated at 8.25% on the first HK\$2,000,000 of the estimated assessable profits for the Group's qualifying entity and at 16.5% on the estimated assessable profits above HK\$2,000,000 for the year ended 31 March 2023 (2022: same). The profits of other group entities in Hong Kong not qualifying for the two-tiered profits tax rates regime will continue to be taxed at the flat rate of 16.5% (2022: same).

During the current year, a PRC subsidiary of the Group is incorporated and is eligible for small low-profit enterprise, which is subject to a stated preferential income tax rate. Under the relevant regulations of the Enterprise Income Tax ("EIT") Law, for eligible enterprise which meet the criteria of small low-profit enterprise, the annual taxable income that is not more than RMB1,000,000 shall be recognised at 12.5% of income and be subject to a EIT rate of 20%; the annual taxable income that is more than RMB1,000,000 but less than RMB3,000,000 shall be recognised at 25% of income and be subject to a EIT rate of 20%.

The amount of tax charged to the consolidated statement of profit or loss and other comprehensive income represents:

	2023 HK\$'000	2022 HK\$'000
Current taxation:		
Hong Kong Profits Tax		
– Current year	1,178	2,808
– Under-provision of tax in prior years	–	15
PRC Enterprise Income Tax		
– Current year	–*	–
Total current tax	1,178	2,823
Deferred income tax	43	(89)
Income tax expense	1,221	2,734

\* Below HK\$1,000.

# Notes to the Consolidated Financial Statements

FOR THE YEAR ENDED 31 MARCH 2023  
(EXPRESSED IN HONG KONG DOLLARS)

## 11 INCOME TAX EXPENSE *(Continued)*

	2023 HK\$'000	2022 HK\$'000
Profit before income tax	6,932	13,955
Tax calculated at respective tax rates	945	2,137
Income not subject to tax	(322)	(73)
Expenses not deductible for tax purpose	610	675
Tax waiver	(12)	(20)
Under-provision of tax in prior years	–	15
Income tax expense	1,221	2,734

## 12 SUBSIDIARIES

The Group's principal subsidiaries at the reporting date are set out below. Unless otherwise stated, they have share capital consisting solely of ordinary shares that are held directly by the Group, and the proportion of ownership interests held equals the voting rights held by the Group.

Name of subsidiary	Place of incorporation/ establishment and kind of legal entity	Registered/ issued and paid-up capital	Effective interest held by the Group		Principal activities and place of operation
			2023	2022	
<b>Directly owned by the Company:</b>					
Motion Cast Limited	British Virgin Islands, limited company	1 ordinary share of US\$1	100%	100%	Investment holding, Hong Kong
<b>Indirectly owned through a subsidiary:</b>					
Global eSolutions (HK) Limited ("GES")	Hong Kong, limited company	100 ordinary shares of HK\$7,500,000	100%	100%	Development and provision of financial trading solutions, Hong Kong
Real Logic Technology Company Limited ("RLT")	Hong Kong, limited company	100,000 ordinary shares of HK\$100,000	100%	100%	Development and supply of resource allocation, planning, scheduling and management of software services, Hong Kong
Win Investment (HK) Limited ("WIL")	Hong Kong, limited company	100 ordinary shares of HK\$100	100%	100%	Properties investment, Hong Kong
Shenzhen Gaopuyi Technology Co., Ltd. ("深圳市高普易科技 有限公司") <i>(Note)</i>	PRC, limited company	RMB10,000	100%	–	Development and provision of software services, PRC

Note: The company is incorporated on 21 June 2022 as a limited liability wholly-owned foreign enterprise established in the PRC.

# Notes to the Consolidated Financial Statements

FOR THE YEAR ENDED 31 MARCH 2023  
(EXPRESSED IN HONG KONG DOLLARS)

## 13 EARNINGS PER SHARE

### (a) Basic

Basic earnings per share is calculated by dividing the profit attributable to owners of the Company by the weighted average number of ordinary shares in issue during the year.

	2023	2022
Profit attributable to owners of the Company (HK\$'000)	5,711	11,221
Weighted average number of ordinary shares in issue (thousands)	400,000	400,000
Basic earnings per share (HK cents)	1.43	2.81

### (b) Diluted

In calculating the diluted earnings per share, the weighted average number of shares is adjusted to assume conversion of all dilutive potential shares from share options. For the year ended 31 March 2023, adjustment has been made to determine the number of shares that could have been acquired at fair value (according to the average annual market price of the shares of the Company) based on the monetary value of the subscription rights attached to the outstanding share options (2022: same). The number of shares calculated below is compared with the number of shares that would have been issued assuming the exercise of the share options.

	2023	2022
Profit attributable to owners of the Company (HK\$'000)	5,711	11,221
Weighted average number of ordinary shares in issue (thousands) (Note)	400,282	400,246
Diluted earnings per share (HK cents)	1.43	2.80

Note:

	2023 '000	2022 '000
Weighted average number of ordinary shares used as the denominator in calculating basic earnings per share	400,000	400,000
Adjustments for calculation of diluted earnings per share: Share options	282	246
Weighted average number of ordinary shares used as the denominator in calculating diluted earnings per share	400,282	400,246

# Notes to the Consolidated Financial Statements

FOR THE YEAR ENDED 31 MARCH 2023  
(EXPRESSED IN HONG KONG DOLLARS)

## 14 PROPERTY AND EQUIPMENT

	Land and building HK\$'000	Furniture and fixtures HK\$'000	Office equipment HK\$'000	Computers HK\$'000	Leasehold improvement HK\$'000	Total HK\$'000
<b>At 1 April 2021</b>						
Cost	35,010	319	2,788	5,380	1,220	44,717
Accumulated depreciation	(2,971)	(275)	(2,761)	(3,239)	(882)	(10,128)
Net book amount	32,039	44	27	2,141	338	34,589
<b>Year ended 31 March 2022</b>						
Opening net book amount	32,039	44	27	2,141	338	34,589
Additions	–	23	–	194	–	217
Depreciation	(1,220)	(20)	(9)	(863)	(338)	(2,450)
Disposals						
– Cost	–	–	(768)	(234)	–	(1,002)
– Accumulated depreciation	–	–	768	234	–	1,002
Written-off						
– Cost	–	(19)	–	–	–	(19)
– Accumulated depreciation	–	19	–	–	–	19
Closing net book amount	30,819	47	18	1,472	–	32,356
<b>At 31 March 2022</b>						
Cost	35,010	323	2,020	5,340	1,220	43,913
Accumulated depreciation	(4,191)	(276)	(2,002)	(3,868)	(1,220)	(11,557)
Net book amount	30,819	47	18	1,472	–	32,356
<b>Year ended 31 March 2023</b>						
Opening net book amount	<b>30,819</b>	<b>47</b>	<b>18</b>	<b>1,472</b>	<b>–</b>	<b>32,356</b>
Additions	–	<b>76</b>	<b>20</b>	<b>399</b>	<b>66</b>	<b>561</b>
Depreciation	<b>(1,219)</b>	<b>(29)</b>	<b>(10)</b>	<b>(683)</b>	<b>(25)</b>	<b>(1,966)</b>
Disposals						
– Cost	–	–	<b>(36)</b>	<b>(509)</b>	–	<b>(545)</b>
– Accumulated depreciation	–	–	<b>36</b>	<b>509</b>	–	<b>545</b>
Written-off						
– Cost	–	–	<b>(58)</b>	<b>(188)</b>	–	<b>(246)</b>
– Accumulated depreciation	–	–	<b>58</b>	<b>176</b>	–	<b>234</b>
Closing net book amount	<b>29,600</b>	<b>94</b>	<b>28</b>	<b>1,176</b>	<b>41</b>	<b>30,939</b>
<b>At 31 March 2023</b>						
Cost	<b>35,010</b>	<b>399</b>	<b>1,946</b>	<b>5,042</b>	<b>1,286</b>	<b>43,683</b>
Accumulated depreciation	<b>(5,410)</b>	<b>(305)</b>	<b>(1,918)</b>	<b>(3,866)</b>	<b>(1,245)</b>	<b>(12,744)</b>
Net book amount	<b>29,600</b>	<b>94</b>	<b>28</b>	<b>1,176</b>	<b>41</b>	<b>30,939</b>

# Notes to the Consolidated Financial Statements

FOR THE YEAR ENDED 31 MARCH 2023  
(EXPRESSED IN HONG KONG DOLLARS)

## 15 RIGHT-OF-USE ASSETS AND LEASE LIABILITIES

### (a) Amounts recognised in the consolidated statement of financial position

	2023 HK\$'000	2022 HK\$'000
<b>Right-of-use assets</b>		
Leased office premises	499	–
<b>Lease liabilities</b>		
Current	438	–
Non-current	66	–
	<b>504</b>	–

Additions to the right-of-use assets during the financial year 2023 were HK\$868,000 (2022: HK\$Nil).

### (b) Amounts recognised in the consolidated statement of profit or loss and other comprehensive income

	2023 HK\$'000	2022 HK\$'000
Depreciation charge of right-of-use assets		
– Leased office premises	369	–
Finance costs related to lease liabilities	16	–
Expense relating to short-term leases (included in other expenses)	40	–

The total cash outflow for leases in 2023 was HK\$420,000 (2022: HK\$Nil).

### (c) The Group's leasing activities

The Group's leases various office premises. Lease contracts are typically made for fixed periods of 2 years.

Lease terms are negotiated on an individual basis and contain a wide range of different terms and conditions. The lease agreements do not impose any covenants other than the rental deposits in the leased assets that are held by the lessor. Leased assets were not be used as security for borrowing purposes.

There are no variable lease payments, extension and termination options contained in the leases.

# Notes to the Consolidated Financial Statements

FOR THE YEAR ENDED 31 MARCH 2023  
(EXPRESSED IN HONG KONG DOLLARS)

## 16 INTANGIBLE ASSETS

	Goodwill HK\$'000	Computer software systems HK\$'000	Capitalised development costs HK\$'000	Customer contracts HK\$'000	Total HK\$'000
<b>At 1 April 2021</b>					
Cost	110	27,600	7,173	601	35,484
Accumulated amortisation	–	(14,618)	–	(601)	(15,219)
Net book amount	110	12,982	7,173	–	20,265
<b>Year ended 31 March 2022</b>					
Opening net book amount	110	12,982	7,173	–	20,265
Additions	–	–	5,075	–	5,075
Transfer	–	7,765	(7,765)	–	–
Amortisation	–	(4,626)	–	–	(4,626)
Closing net book amount	110	16,121	4,483	–	20,714
<b>At 31 March 2022</b>					
Cost	110	35,365	4,483	601	40,559
Accumulated amortisation	–	(19,244)	–	(601)	(19,845)
Net book amount	110	16,121	4,483	–	20,714
<b>Year ended 31 March 2023</b>					
Opening net book amount	110	16,121	4,483	–	20,714
Additions	–	–	4,843	–	4,843
Transfer	–	6,167	(6,167)	–	–
Amortisation	–	(6,045)	–	–	(6,045)
Closing net book amount	110	16,243	3,159	–	19,512
<b>At 31 March 2023</b>					
Cost	110	41,532	3,159	601	45,402
Accumulated amortisation	–	(25,289)	–	(601)	(25,890)
Net book amount	110	16,243	3,159	–	19,512

### (a) Goodwill

Goodwill of HK\$110,000 arose from the acquisition of RLT. On 27 October 2016, GES entered into a sale and purchase agreement with Ms. Yip Kim Kam, who is a close family member of a director of GES, to acquire the entire equity interest in RLT at a cash consideration of HK\$650,000. The acquisition was completed on 27 October 2016.

### (b) Computer software systems

Computer software systems are internally developed systems and the costs of the systems represent all direct costs incurred in the development. The systems are amortised over the estimated useful life of 5 years.

### (c) Customer contracts

The customer contracts arose from the acquisition of RLT which was completed on 27 October 2016. The customer contracts represent a service contract signed between RLT and its main contractor to develop a timetabling software and has met the recognition criteria of intangible assets to recognise separately from the goodwill. This intangible asset is amortised over the expected useful life of 1.4 years.



# Notes to the Consolidated Financial Statements

FOR THE YEAR ENDED 31 MARCH 2023  
(EXPRESSED IN HONG KONG DOLLARS)

## 16 INTANGIBLE ASSETS (Continued)

### (d) Impairment test

Goodwill and capitalised development costs not ready for use are tested annually based on the recoverable amount of the cash generating unit ("CGU") to which the intangible asset is related to.

There are two identified CGUs which include the (i) financial IT solutions CGU and (ii) non-financial IT solutions CGU. As at 31 March 2023, goodwill amounted to HK\$110,000 (2022: HK\$110,000) was allocated to the non-financial IT solutions CGU and capitalised development costs amounted to HK\$3,159,000 (2022: HK\$4,483,000) was allocated to the financial IT solutions CGU for impairment test.

The recoverable amount of each CGU is determined based on a value-in-use calculation which uses cash flow projection based on a five-year financial budget approved by the directors. Assumed growth rate is used to extrapolate the cash flows in the following years. The financial budgets are prepared based on a five-year business plan.

For financial IT solutions CGU, the pre-tax discount rate applied to cash flow projections was around 20.6% (2022: 20.6%) and the cash flows beyond the five-year period are extrapolated using an annual growth rate of 2% (2022: 2%) for the year, which is consistent with forecasts included in industry reports.

For non-financial IT solutions CGU, the pre-tax discount rate applied to cash flow projections was around 22.3% (2022: 22.3%) and the cash flows beyond the five-year period are extrapolated using an annual growth rate of 2% (2022: 2%) for the year, which is consistent with forecasts included in industry reports.

As at 31 March 2023, the directors assessed the recoverable amount of each CGU is significantly above the carrying amount of the respective CGU and determined that no impairment loss was recognised for the goodwill and the capitalised development costs not ready for use as the recoverable amounts exceeded the carrying amounts (2022: same). Any reasonably possible change in any of key assumptions would not result in an impairment of CGUs.

## 17 FINANCIAL INSTRUMENTS BY CATEGORY

### (a) Assets included in the consolidated statement of financial position

	2023 HK\$'000	2022 HK\$'000
<b>Financial assets measured at amortised cost</b>		
– Trade receivables (Note 18)	7,581	9,538
– Deposits and other receivables (Note 18)	1,802	499
– Cash and cash equivalents (Note 19)	61,415	58,189
	<b>70,798</b>	68,226
<b>Financial assets at FVTPL (Note 26)</b>	<b>7,625</b>	4,304
	<b>78,423</b>	72,530

### (b) Liabilities included in the consolidated statement of financial position

	2023 HK\$'000	2022 HK\$'000
<b>Financial liabilities measured at amortised cost</b>		
– Accruals and other payables (excluding accrued payroll and employee benefits) (Note 23)	1,390	849
– Lease liabilities (Note 15)	504	–
	<b>1,894</b>	849

# Notes to the Consolidated Financial Statements

FOR THE YEAR ENDED 31 MARCH 2023  
(EXPRESSED IN HONG KONG DOLLARS)

## 18 TRADE RECEIVABLES, DEPOSITS, PREPAYMENT AND OTHER RECEIVABLES

	2023 HK\$'000	2022 HK\$'000
Trade receivables, net of loss allowance ( <i>Note 3.1(b)</i> )	7,581	9,538
Deposits	1,665	449
Prepayment	939	935
Other receivables	137	50
	<b>10,322</b>	10,972
Less: non-current portion of deposits	(1,215)	(19)
Trade receivables, deposits, prepayment and other receivables	<b>9,107</b>	10,953

The carrying amounts of the Group's trade receivables, deposits, prepayment and other receivables approximated their fair values at the end of each reporting period.

### (a) Trade receivables

There is generally no credit period granted to the customers. As at the end of each reporting period, the ageing analysis of trade receivables, net of loss allowance, by the invoice date was as follows:

	2023 HK\$'000	2022 HK\$'000
Up to 1 month	1,646	2,974
1 to 3 months	3,418	5,607
3 to 6 months	1,754	741
6 to 12 months	763	204
Over 12 months	–	12
	<b>7,581</b>	9,538

The Group's trade receivables, net of loss allowance, were denominated in the following currencies:

	2023 HK\$'000	2022 HK\$'000
US\$	5,526	2,716
HK\$	2,055	6,822
	<b>7,581</b>	9,538

Impairment loss of HK\$4,441,000 was recognised during the year ended 31 March 2023 (2022: HK\$Nil). Information about the impairment of trade receivables can be found in Note 3.1(b).

The maximum exposure to credit risk at the reporting date was the carrying amounts of the receivables mentioned above. The Group did not hold any collateral as security.

# Notes to the Consolidated Financial Statements

FOR THE YEAR ENDED 31 MARCH 2023  
(EXPRESSED IN HONG KONG DOLLARS)

## 19 CASH AND CASH EQUIVALENTS

	2023 HK\$'000	2022 HK\$'000
Cash and cash equivalents	61,415	58,189
Maximum exposure to credit risk	61,415	58,189

The carrying amounts of cash and cash equivalents were denominated in the following currencies:

	2023 HK\$'000	2022 HK\$'000
US\$	50,750	51,703
HK\$	10,425	6,486
RMB	240	–
	61,415	58,189

## 20 SHARE CAPITAL

	Number of shares '000	Nominal value HK\$'000
<b>Authorised:</b>		
Ordinary shares of HK\$0.01 each		
<b>At 1 April 2021, 31 March 2022 and 31 March 2023</b>	<b>10,000,000</b>	<b>100,000</b>
<b>Issued and fully paid:</b>		
Ordinary shares of HK\$0.01 each		
<b>At 1 April 2021, 31 March 2022 and 31 March 2023</b>	<b>400,000</b>	<b>4,000</b>

## 21 SHARE OPTIONS

The Company has adopted the share option scheme on 29 March 2019. The purpose of the share option scheme is to enable the Group to grant options to the eligible participants as incentives or rewards for their contribution to the Group and/or to enable the Group to recruit and retain high-calibre employees and attract human resources that are valuable to the Group or any entity in which any member of the Group holds any equity interest.

### (a) 2019 share option scheme

On 15 August 2019, the Company has granted a total number of 36,400,000 share options (the "2019 Share Option") to certain eligible participants (the "Grantee(s)") under the share option scheme which will entitle the Grantees to subscribe for a total number of 36,400,000 shares. The details of 2019 Share Option are summarised as follows:

	% of the total share options	Vesting period	Exercise period
Tranche 1	50%	15 August 2019 to 14 August 2020	15 August 2020 to 14 August 2029
Tranche 2	50%	15 August 2019 to 14 August 2021	15 August 2021 to 14 August 2029

Among the 36,400,000 share options granted above, 4,800,000 share options were granted to two Grantees who are a director and an associate of a director and substantial shareholder of the Company (the "Connected Grantee(s)").

# Notes to the Consolidated Financial Statements

FOR THE YEAR ENDED 31 MARCH 2023  
(EXPRESSED IN HONG KONG DOLLARS)

## 21 SHARE OPTIONS (Continued)

### (a) 2019 share option scheme (Continued)

The movements of the share options outstanding under the 2019 Share Option during the year ended 31 March 2023 are as follows:

Name and position/capacity of participant	Date of grant	Exercise price (HK\$)	Number of shares represented by share options outstanding as at	Number of share options granted during the year	Number of share options transferred during the year	Number of share options exercised during the year	Number of share options forfeited during the year	Number of shares represented by share options outstanding as at 31 March 2023
			1 April 2022					
<b>Connected Grantees</b>								
Mr. Wong Wing Hoi (Note (i))	15 August 2019	0.178	4,000,000	-	-	-	-	4,000,000
Mr. Wei Chun Pong Benjamin (Note (ii))	15 August 2019	0.178	800,000	-	-	-	-	800,000
<b>Employees</b>	15 August 2019	0.178	23,600,000	-	-	-	(6,000,000)	17,600,000
<b>Consultant</b>	15 August 2019	0.178	4,000,000	-	-	-	-	4,000,000
Total number of share options			32,400,000	-	-	-	(6,000,000)	26,400,000

Notes:

- (i) Mr. Wong Wing Hoi is the executive director of the Company.
- (ii) Mr. Wei Chung Pong, Benjamin is an associate of a non-executive director and substantial shareholder.

The movements of the share options outstanding under the 2019 Share Option during the year ended 31 March 2022 are as follows:

Name and position/capacity of participant	Date of grant	Exercise price (HK\$)	Number of shares represented by share options outstanding as at	Number of share options granted during the year	Number of share options transferred during the year	Number of share options exercised during the year	Number of share options forfeited during the year	Number of shares represented by share options outstanding as at 31 March 2022
			1 April 2021					
<b>Connected Grantees</b>								
Mr. Wong Wing Hoi (Note (i))	15 August 2019	0.178	4,000,000	-	-	-	-	4,000,000
Mr. Wei Chun Pong Benjamin (Note (ii))	15 August 2019	0.178	800,000	-	-	-	-	800,000
<b>Employees</b>	15 August 2019	0.178	27,600,000	-	(4,000,000)	-	-	23,600,000
<b>Consultant (Note (iii))</b>	15 August 2019	0.178	-	-	4,000,000	-	-	4,000,000
Total number of share options			32,400,000	-	-	-	-	32,400,000

Notes:

- (i) Mr. Wong Wing Hoi is the executive director of the Company.
- (ii) Mr. Wei Chung Pong, Benjamin is an associate of a non-executive director and substantial shareholder.
- (iii) The board of directors (the "Board") resolved that the 2019 Share Option granted to an employee will be exercisable from 15 August 2021 to 14 August 2029 notwithstanding his resignation provided that he provides consulting services to the Group.

# Notes to the Consolidated Financial Statements

FOR THE YEAR ENDED 31 MARCH 2023  
(EXPRESSED IN HONG KONG DOLLARS)

## 21 SHARE OPTIONS *(Continued)*

### (a) 2019 share option scheme *(Continued)*

The 2019 Share Option was measured at fair value at grant date using Black-Scholes model with following key assumptions:

	Tranche 1	Tranche 2
Fair value at grant date (per share)	HK\$0.078	HK\$0.082
Share price at grant date (per share)	HK\$0.162	HK\$0.162
Exercise price (per share)	HK\$0.178	HK\$0.178
Expected life (years)	5.5	6.0
Expected volatility	55.89%	56.23%
Expected dividend yield	0.00%	0.00%
Risk-free interest rate	1.15%	1.15%

The expected price volatility is based on the historic volatility of the Company's share price since being listed on GEM of The Stock Exchange of Hong Kong Limited and adjusted for any expected changes to future volatility due to public available information.

For the year ended 31 March 2023, the Group recognised share-based payment expenses amounting to approximately HK\$Nil (2022: HK\$435,000), which has been charged to the consolidated statement of profit or loss and other comprehensive income.

26,400,000 share options (2022: 32,400,000 share options) were exercisable as at 31 March 2023. The weighted average remaining contractual life of options outstanding as at 31 March 2023 was 6.38 years (2022: 7.38 years).

### (b) 2020 share option scheme

On 3 November 2020, the Company has granted a total number of 1,600,000 share options (the "2020 Share Option") to the Grantees under the share option scheme which will entitle the Grantees to subscribe for a total number of 1,600,000 shares. The details of 2020 Share Option are summarised as follows:

	% of the total share options	Vesting period	Exercise period
Tranche 1	50%	3 November 2020 to 2 November 2021	3 November 2021 to 2 November 2030
Tranche 2	50%	3 November 2020 to 2 November 2022	3 November 2022 to 2 November 2030

Among the 1,600,000 share options granted above, 800,000 share options were granted to one Connected Grantee who is a director.

# Notes to the Consolidated Financial Statements

FOR THE YEAR ENDED 31 MARCH 2023  
(EXPRESSED IN HONG KONG DOLLARS)

## 21 SHARE OPTIONS (Continued)

### (b) 2020 share option scheme (Continued)

The movements of the share options outstanding under the 2020 Share Option during the year ended 31 March 2023 are as follows:

Name and position/capacity of participant	Date of grant	Exercise price (HK\$)	Number of	Number of	Number of	Number of	Number of	Number of
			shares represented by share options outstanding as at 1 April 2022					share options granted during the year
<b>Connected Grantee</b>								
Mr. Wong Wing Hoi (Note (i))	3 November 2020	0.095	800,000	-	-	-	-	800,000

Note:

- (i) Mr. Wong Wing Hoi is the executive director of the Company.

The movements of the share options outstanding under the 2020 Share Option during the year ended 31 March 2022 are as follows:

Name and position/capacity of participant	Date of grant	Exercise price (HK\$)	Number of	Number of	Number of	Number of	Number of	Number of
			shares represented by share options outstanding as at 1 April 2021					share options granted during the year
<b>Connected Grantee</b>								
Mr. Wong Wing Hoi (Note (i))	3 November 2020	0.095	800,000	-	-	-	-	800,000
<b>Employees</b>								
	3 November 2020	0.095	800,000	-	-	-	(800,000)	-
Total number of share options			1,600,000	-	-	-	(800,000)	800,000

Note:

- (i) Mr. Wong Wing Hoi is the executive director of the Company.

# Notes to the Consolidated Financial Statements

FOR THE YEAR ENDED 31 MARCH 2023  
(EXPRESSED IN HONG KONG DOLLARS)

## 21 SHARE OPTIONS *(Continued)*

### (b) 2020 share option scheme *(Continued)*

The 2020 Share Option was measured at fair value at grant date using Black-Scholes model with following key assumptions:

	Tranche 1	Tranche 2
Fair value at grant date (per share)	HK\$0.046	HK\$0.046
Share price at grant date (per share)	HK\$0.095	HK\$0.095
Exercise price (per share)	HK\$0.095	HK\$0.095
Expected life (years)	5.5	6.0
Expected volatility	55.27%	54.01%
Expected dividend yield	0.20%	0.20%
Risk-free interest rate	0.29%	0.29%

The expected price volatility is based on the historic volatility of the Company's share price since being listed on GEM of The Stock Exchange of Hong Kong Limited and adjusted for any expected changes to future volatility due to public available information.

For the year ended 31 March 2023, the Group recognised share-based payment expenses amounting to approximately HK\$8,000 (2022: HK\$8,000), which has been charged to the consolidated statement of profit or loss and other comprehensive income.

800,000 share options (2022: 400,000) were exercisable as at 31 March 2023. The weighted average remaining contractual life of options outstanding as at 31 March 2023 was 7.60 years (2022: 8.60 years).

## 22 OTHER RESERVES

	Share premium HK\$'000	Capital reserve HK\$'000	Share-based payment reserve HK\$'000	Foreign currency translation HK\$'000	Total HK\$'000
<b>Balance at 1 April 2021</b>	34,992	7,500	2,168	–	44,660
<b>Transaction with owners in their capacity as owners</b>					
Share-based payment expenses <i>(Note 21)</i>	–	–	443	–	443
<b>Balance at 31 March 2022</b>	34,992	7,500	2,611	–	45,103
<b>Balance at 1 April 2022</b>	<b>34,992</b>	<b>7,500</b>	<b>2,611</b>	–	<b>45,103</b>
<b>Other comprehensive loss for the year</b>					
Exchange differences on translation of a foreign operation	–	–	–	(1)	(1)
<b>Transaction with owners in their capacity as owners</b>					
Share-based payment expenses <i>(Note 21)</i>	–	–	8	–	8
Share option lapsed	–	–	(478)	–	(478)
<b>Balance at 31 March 2023</b>	<b>34,992</b>	<b>7,500</b>	<b>2,141</b>	<b>(1)</b>	<b>44,632</b>

Capital reserve of HK\$7,500,000 represented the difference between the share capital of GES, RLT and WIL acquired over the nominal value of the share capital of the Company issued in exchange thereof as part of the reorganisation prior to the listing of the Company.

# Notes to the Consolidated Financial Statements

FOR THE YEAR ENDED 31 MARCH 2023  
(EXPRESSED IN HONG KONG DOLLARS)

## 23 ACCRUALS AND OTHER PAYABLES

	2023 HK\$'000	2022 HK\$'000
Accrued payroll and employee benefits	2,451	3,392
Accrued expenses and other payables	1,390	849
Accruals and other payables	3,841	4,241

The Group's accruals and other payables were denominated in the following currencies:

	2023 HK\$'000	2022 HK\$'000
US\$	174	165
HK\$	3,569	4,076
RMB	98	–
	3,841	4,241

All accruals and other payables were expected to be settled within one year.

## 24 DEFERRED INCOME TAX

### (a) Deferred income tax asset

The movements in deferred income tax asset arising from tax losses during the years were as follows:

	2023 HK\$'000	2022 HK\$'000
At beginning of the year	155	198
Charged to the consolidated statement of profit or loss and other comprehensive income	(63)	(43)
At end of the year	92	155

### (b) Deferred income tax liabilities

The movements in deferred income tax liabilities arising from temporary differences of property and equipment during the years were as follows:

	2023 HK\$'000	2022 HK\$'000
At beginning of the year	449	581
Credited to the consolidated statement of profit or loss and other comprehensive income	(20)	(132)
At end of the year	429	449



# Notes to the Consolidated Financial Statements

FOR THE YEAR ENDED 31 MARCH 2023  
(EXPRESSED IN HONG KONG DOLLARS)

## 25 DIVIDENDS

### (a) Dividend payable to owners of the Company attributable to the year

	2023 HK\$'000	2022 HK\$'000
Final dividend proposed after the end of the reporting period of HK\$0.001 (2022: HK\$0.002) per ordinary share	400	800

The final dividend proposed after the end of the reporting period has not been recognised as a liability at the end of the reporting period.

### (b) Dividend payable to owners of the Company attributable to the previous financial year, approved and paid during the year

	2023 HK\$'000	2022 HK\$'000
Final dividend proposed in respect of the previous financial year, approved and paid during the year, of HK\$0.002 (2022: HK\$0.002) per ordinary share	800	800

## 26 FINANCIAL ASSETS AT FAIR VALUE THROUGH PROFIT OR LOSS

### (a) Classification of financial assets at FVTPL

The Group classifies the following financial assets at FVTPL:

- debt investments that do not qualify for measurement at either amortised cost or financial asset at fair value through other comprehensive income;
- equity investments that are held for trading; and
- equity investments for which the entity has not elected to recognise fair value gains and losses through other comprehensive income.

Financial assets mandatorily measured at FVTPL include the following:

	2023 HK\$'000	2022 HK\$'000
<b>Non-current assets</b>		
Listed fund investments	7,625	4,304

### (b) Amounts recognised in profit or loss

During the year, the following (loss)/gain were recognised in profit or loss:

	2023 HK\$'000	2022 HK\$'000
Fair value (loss)/gain on listed fund investments at FVTPL recognised in other income (Note 6)	(692)	63
Gain on disposals of listed fund investments at FVTPL recognised in other income (Note 6)	7	–
	(685)	63

# Notes to the Consolidated Financial Statements

FOR THE YEAR ENDED 31 MARCH 2023  
(EXPRESSED IN HONG KONG DOLLARS)

## 27 NOTES TO THE CONSOLIDATED STATEMENT OF CASH FLOWS

### (a) Cash generated from operations

	<i>Note</i>	2023 HK\$'000	2022 HK\$'000
Profit before income tax		6,932	13,955
Adjustments for:			
– Bank interest income	6	(1,398)	(78)
– Dividend income	6	(91)	(41)
– Interest expense	10	16	26
– Depreciation of property and equipment	14	1,966	2,450
– Depreciation of right-of-use assets	15	369	–
– Amortisation of intangible assets	16	6,045	4,626
– Share-based payment expenses		1	318
– Loss on write-off of property and equipment	9	12	–
– Gain on disposals of property and equipment	9	(3)	(4)
– Impairment losses of financial and contract assets	3.1(b)	4,619	–
– Exchange gain of financial assets at FVTPL		(25)	(32)
– Change in fair value of financial assets at FVTPL	6	692	(63)
– Gain on disposals of financial assets at FVTPL	6	(7)	–
Operating profit before working capital changes		19,128	21,157
Changes in working capital:			
– Increase in trade receivables		(2,484)	(7,639)
– Increase in deposits, prepayment and other receivables		(1,182)	(52)
– Increase in contract assets		(2,983)	(954)
– Increase/(decrease) in contract liabilities		2,500	(270)
– Decrease in accruals and other payables		(392)	(19)
Cash generated from operations		14,587	12,223

### (b) Reconciliation of liabilities arising from financing activities

	Lease liabilities HK\$'000	Bank borrowing HK\$'000	Total HK\$'000
Balance as at 1 April 2021	–	10,957	10,957
Repayment of a bank borrowing	–	(10,957)	(10,957)
Interest expense ( <i>Note 10</i> )	–	26	26
Bank borrowing interest paid	–	(26)	(26)
Balance as at 31 March 2022 and 1 April 2022	–	–	–
New leases	868	–	868
Principal elements of lease payments	(364)	–	(364)
Interest expense ( <i>Note 10</i> )	16	–	16
Interest elements of lease payments	(16)	–	(16)
Balance as at 31 March 2023	504	–	504

# Notes to the Consolidated Financial Statements

FOR THE YEAR ENDED 31 MARCH 2023  
(EXPRESSED IN HONG KONG DOLLARS)

## 27 NOTES TO THE CONSOLIDATED STATEMENT OF CASH FLOWS *(Continued)*

### (c) Non-cash transaction

During the year ended 31 March 2023, the Group had non-cash additions to right-of-use assets and lease liabilities of HK\$868,000 and HK\$868,000, respectively, in respect of lease arrangement for office premise.

During the year ended 31 March 2023, the Group capitalised share-based payment expenses as development costs of intangible assets, amounting to HK\$7,000 (2022: HK\$125,000).

## 28 RELATED PARTY TRANSACTIONS

As at 31 March 2023, the directors considered Mr. Wei Ming and Essential Strategy Investments Limited, which is incorporated in British Virgin Islands, as the ultimate controlling shareholder and immediate holding company of the Company, respectively (2022: same).

### (a) Significant related party transactions

The Group had the following related party transaction during the year:

Name of party	Nature of transaction	2023	2022
		HK\$'000	HK\$'000
Mr. Wei Chun Pong, Benjamin	Employee benefit expenses	381	388

Mr. Wei Chun Pong, Benjamin is a close family member of Mr. Wei Ming, the non-executive director of the Company. The above transaction was conducted in the normal course of business of the Company and charged at terms mutually agreed by the parties concerned or in accordance with the terms of the underlying agreements, where appropriate.

### (b) Key management compensation

Compensation of key management personnel of the Group, including directors' emoluments as disclosed in Note 8 to the consolidated financial statements, was as follows:

	2023	2022
	HK\$'000	HK\$'000
Salaries and allowances	3,320	3,520
Discretionary bonuses	800	886
Pension costs – defined contribution plans	36	44
Staff welfare and benefits	3	18
Share-based payment expenses	8	116
	<b>4,167</b>	4,584

# Notes to the Consolidated Financial Statements

FOR THE YEAR ENDED 31 MARCH 2023  
(EXPRESSED IN HONG KONG DOLLARS)

## 29 STATEMENT OF FINANCIAL POSITION AND RESERVE MOVEMENT OF THE COMPANY

### (a) Statement of financial position of the Company

	<i>Note</i>	2023 HK\$'000	2022 HK\$'000
<b>ASSETS</b>			
<b>Non-current assets</b>			
Investment in a subsidiary		69,942	69,942
		<b>69,942</b>	69,942
<b>Current assets</b>			
Prepayments		195	274
Amounts due from subsidiaries		8,067	10,802
Cash and cash equivalents		156	74
		<b>8,418</b>	11,150
<b>Total assets</b>		<b>78,360</b>	81,092
<b>EQUITY</b>			
<b>Equity attributable to owners of the Company</b>			
Share capital	20	4,000	4,000
Other reserves	29(b)	107,075	107,545
Accumulated losses	29(b)	<b>(34,097)</b>	(31,873)
<b>Total equity</b>		<b>76,978</b>	79,672
<b>LIABILITIES</b>			
<b>Current liabilities</b>			
Accruals		1,382	1,420
<b>Total liabilities</b>		<b>1,382</b>	1,420
<b>Total equity and liabilities</b>		<b>78,360</b>	81,092

# Notes to the Consolidated Financial Statements

FOR THE YEAR ENDED 31 MARCH 2023  
(EXPRESSED IN HONG KONG DOLLARS)

## 29 STATEMENT OF FINANCIAL POSITION AND RESERVE MOVEMENT OF THE COMPANY

(Continued)

### (b) Reserve movement of the Company

	Share premium HK\$'000	Capital reserve HK\$'000	Share-based payment reserve HK\$'000	Accumulated losses HK\$'000	Total HK\$'000
<b>Balance at 1 April 2021</b>	34,992	69,942	2,168	(28,788)	78,314
<b>Total comprehensive loss</b>					
Loss and other comprehensive loss for the year	–	–	–	(2,285)	(2,285)
<b>Transaction with owners in their capacity as owners</b>					
Dividends paid (Note 25(b))	–	–	–	(800)	(800)
Share-based payment expenses (Note 21)	–	–	443	–	443
<b>Balance at 31 March 2022</b>	34,992	69,942	2,611	(31,873)	75,672
<b>Balance at 1 April 2022</b>	<b>34,992</b>	<b>69,942</b>	<b>2,611</b>	<b>(31,873)</b>	<b>75,672</b>
<b>Total comprehensive loss</b>					
Loss and other comprehensive loss for the year	–	–	–	(1,902)	(1,902)
<b>Transaction with owners in their capacity as owners</b>					
Dividends paid (Note 25(b))	–	–	–	(800)	(800)
Share-based payment expenses (Note 21)	–	–	8	–	8
Share option lapsed	–	–	(478)	478	–
Balance at 31 March 2023	<b>34,992</b>	<b>69,942</b>	<b>2,141</b>	<b>(34,097)</b>	<b>72,978</b>

The capital reserve of the Company represents the aggregated net asset value of the subsidiaries acquired by the Company pursuant to the reorganisation.

# Financial Summary

	2023 HK\$'000	2022 HK\$'000	2021 HK\$'000	2020 HK\$'000	2019 HK\$'000
<b>RESULTS</b>					
Revenue	<b>52,577</b>	50,035	42,729	42,957	44,242
Profit before tax	<b>6,932</b>	13,955	15,598	9,917	9,087
Income tax expense	<b>(1,221)</b>	(2,734)	(2,566)	(3,158)	(2,602)
Profit for the year	<b>5,711</b>	11,221	13,032	6,759	6,485
<b>ASSETS AND LIABILITIES</b>					
Non-current assets	<b>59,882</b>	57,548	59,280	54,836	52,080
Current assets	<b>77,494</b>	72,081	71,483	62,171	19,717
Non-current liabilities	<b>(495)</b>	(449)	(581)	(728)	(326)
Current liabilities	<b>(7,162)</b>	(4,379)	(16,245)	(15,696)	(17,685)
Net assets	<b>129,719</b>	124,801	113,937	100,583	53,786
Equity attributable to owners of the Company:					
Share capital	<b>4,000</b>	4,000	4,000	4,000	—*
Other reserves	<b>44,632</b>	45,103	44,660	43,538	7,500
Retained earnings	<b>81,087</b>	75,698	65,277	53,045	46,286
Total equity	<b>129,719</b>	124,801	113,937	100,583	53,786

\* Less than HK\$1,000.

# Definitions

In this report, unless the context otherwise requires, the following expressions have the following meaning:

“associate(s)”	has the meaning ascribed to it under the GEM Listing Rules
“Articles”	the amended and restated articles of association of the Company adopted on 28 July 2022 as amended, supplemented or otherwise modified from time to time
“Audit Committee”	the audit committee of the Board
“AUTON”	a trading terminal targeted to be used by retail investors for trading both OTC-traded and stock exchange-traded financial instruments, one of the Group’s internally-developed financial trading solutions
“Board”	the board of Directors
“CG Code”	Corporate Governance Code set out in Appendix 15 to the GEM Listing Rules
“Chairman”	the chairman of the Board, as appointed and designated from time to time
“Chief Executive Officer”	the chief executive officer of the Company, as appointed and designated from time to time
“close associate(s)”	has the meaning ascribed to it under the GEM Listing Rules
“Companies Act”	the Companies Act (as revised) of the Cayman Islands, as amended, supplemented or otherwise modified from time to time
“Companies Ordinance”	the Companies Ordinance (Chapter 622 of the Laws of Hong Kong), as amended, supplemented or otherwise modified from time to time
“Company”	Novacon Technology Group Limited (連成科技集團有限公司), a company incorporated as an exempted company with limited liability in the Cayman Islands on 7 February 2018
“Controlling Shareholder(s)”	has the meaning ascribed to it under the GEM Listing Rules
“Director(s)”	the director(s) of the Company
“GEM”	GEM operated by the Stock Exchange
“GEM Listing Rules”	Rules Governing the Listing of Securities on GEM of the Stock Exchange, as amended, supplemented or otherwise modified from time to time
“GES EX”	a trading system targeted to be used by brokers for trading stock exchange-traded financial instruments, one of the Group’s internally-developed financial trading solutions
“GES IX”	a fund management system targeted to be used by wealth management companies and their clients (such as fund subscribers) to administer their funds and manage their clients’ investment portfolios, one of the Group’s internally-developed financial trading solutions

# Definitions

“GES TX”	a trading system targeted to be used by brokers, dealers, back office operators and accounting staff for trading OTC-traded financial instruments, one of the Group’s internally-developed financial trading solutions
“Group”	the Company and its subsidiaries, or any of them or, where the context so requires, in respect of the period before the Company became the holding company of its present subsidiaries, such subsidiaries as if they were subsidiaries of the Company at that time
“HK\$”	Hong Kong dollars, the lawful currency of Hong Kong
“Hong Kong” or “HK”	the Hong Kong Special Administrative Region of the People’s Republic of China
“Listing”	the listing of the Shares on GEM of the Stock Exchange on 2 May 2019
“Listing Date”	2 May 2019, the date on which the Shares were listed on GEM of the Stock Exchange
“Nomination Committee”	the nomination committee of the Board
“OTC-traded financial instruments”	over-the-counter-traded financial instruments, which are contracts that are traded (and privately negotiated) directly between two parties, without going through an exchange or other intermediary
“PRC”	the People’s Republic of China, which for the purpose of this report shall exclude Hong Kong, the Macau Special Administrative Region of the PRC and Taiwan
“Prospectus”	the prospectus of the Company published on 15 April 2019 in connection with the Listing
“Remuneration Committee”	the remuneration committee of the Board
“RMB”	Renminbi, the lawful currency of the PRC
“SFO”	Securities and Futures Ordinance (Chapter 571 of the Laws of Hong Kong) as amended, supplemented or otherwise modified from time to time
“Share(s)”	ordinary share(s) of nominal value of HK\$0.01 each in the share capital of the Company
“Share Option Scheme”	the share option scheme of the Company adopted by the Shareholders on 29 March 2019
“Share Options”	the share options granted by the Company pursuant to the Share Option Scheme
“Shareholder(s)”	holder(s) of the Shares
“Stock Exchange”	The Stock Exchange of Hong Kong Limited
“US\$”	the United States dollars, the lawful currency of the United States of America
“Xentrix”	a back office settlement system targeted to be used by back office operators, which facilitates the automation of back office operations for financial institutions, including settlement, clearing and reporting for stock exchange-traded financial instruments
“%”	per cent