



深圳市海王英特龍 生物技術股份有限公司

SHENZHEN NEPTUNUS INTERLONG
BIO-TECHNIQUE COMPANY LIMITED*

(a joint stock limited company incorporated
in the People's Republic of China)

(於中華人民共和國註冊成立之股份有限公司)

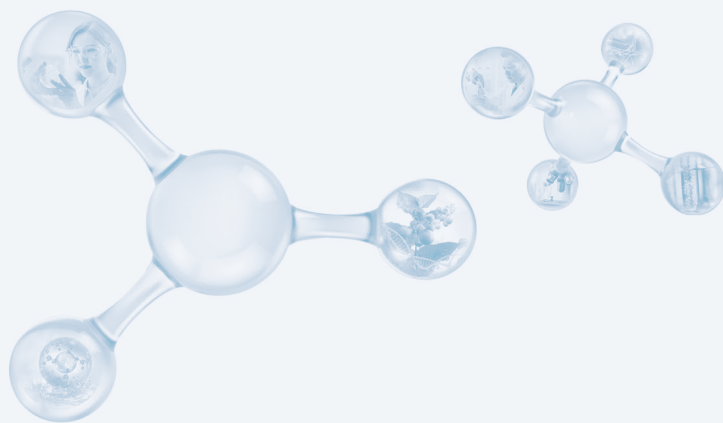
Stock Code 股份代號：8329

* For identification purpose only 僅供識別之用



2023

INTERIM REPORT 中期報告



CHARACTERISTICS OF GEM OF THE STOCK EXCHANGE OF HONG KONG LIMITED (THE “STOCK EXCHANGE”)

GEM has been positioned as a market designed to accommodate small and mid-sized companies to which a higher investment risk may be attached than other companies listed on the Stock Exchange. Prospective investors should be aware of the potential risks of investing in such companies and should make the decision to invest only after due and careful consideration.

Given that the companies listed on GEM are generally small and mid-sized companies, there is a risk that securities traded on GEM may be more susceptible to high market volatility than securities traded on the Main Board of the Stock Exchange and no assurance is given that there will be a liquid market in the securities traded on GEM.

Hong Kong Exchanges and Clearing Limited and the Stock Exchange take no responsibility for the contents of this report, make no representation as to its accuracy or completeness and expressly disclaim any liability whatsoever for any loss howsoever arising from, or in reliance upon the whole or any part of the contents of this report.

This report, for which the directors (the “Directors”) of Shenzhen Neptunus Interlong Bio-technique Company Limited (the “Company”) collectively and individually accept full responsibility, includes particulars given in compliance with the Rules Governing the Listing of Securities on GEM of the Stock Exchange (the “GEM Listing Rules”) for the purpose of giving information with regard to the Company. The Directors of the Company, having made all reasonable enquiries, confirm that to the best of their knowledge and belief the information contained in this report is accurate and complete in all material respects and not misleading or deceptive, and there are no other matters the omission of which would make any statement herein or this report misleading.

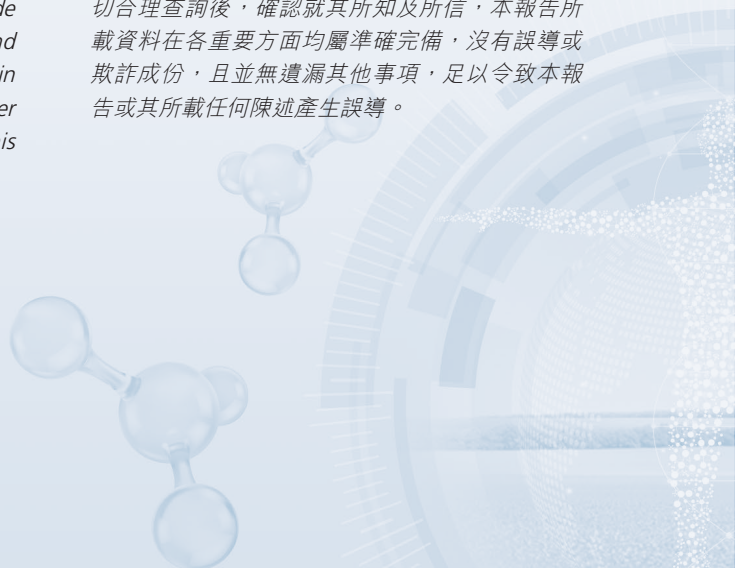
香港聯合交易所有限公司(「聯交所」) GEM的特色

GEM的定位，乃為中小型公司提供一個上市的市場，此等公司相比起其他在聯交所上市的公司帶有較高投資風險。有意投資的人士應了解投資於該等公司的潛在風險，並應經過審慎周詳的考慮後方可作出投資決定。

由於GEM上市公司普遍為中小型公司，在GEM買賣的證券可能會較於聯交所主板買賣之證券承受較大的市場波動風險，同時無法保證在GEM買賣的證券會有高流通量的市場。

香港交易及結算所有限公司及聯交所對本報告的內容概不負責，對其準確性或完整性亦不發表任何聲明，並明確表示概不就因本報告全部或任何部分內容而產生或因倚賴該等內容而引致的任何損失承擔任何責任。

本報告的資料乃遵照聯交所的《GEM證券上市規則》(「GEM上市規則」)而刊載，旨在提供有關深圳市海王英特龍生物技術股份有限公司(「本公司」)的資料。本公司的董事(「董事」)願就本報告的資料共同及個別地承擔全部責任。各董事在作出一切合理查詢後，確認就其所知及所信，本報告所載資料在各重要方面均屬準確完備，沒有誤導或欺詐成份，且並無遺漏其他事項，足以令致本報告或其所載任何陳述產生誤導。





Interim Results (Unaudited) 中期業績(未經審核)

The board of directors (the “Board”) of the Company is pleased to present the unaudited condensed consolidated interim financial statements of the Company and its subsidiaries (collectively the “Group”) for the six months ended 30 June 2023 (the “Reporting Period”), together with the unaudited comparative figures for the corresponding period of 2022.

本公司董事會(「董事會」)欣然呈列本公司及其附屬公司(統稱「本集團」)截至二零二三年六月三十日止六個月(「報告期間」)之未經審核簡明綜合中期財務報表，連同二零二二年同期之未經審核比較數字。

Condensed Consolidated Statement of Profit or Loss and Other Comprehensive Income (Unaudited) 簡明綜合損益及其他全面收益表(未經審核)

For the three months and six months ended 30 June 2023
截至二零二三年六月三十日止三個月及六個月

		For the three months ended 30 June 截至六月三十日止三個月		For the six months ended 30 June 截至六月三十日止六個月		
		2023 二零二三年 RMB'000 人民幣千元 (Unaudited) (未經審核)	2022 二零二二年 RMB'000 人民幣千元 (Unaudited) (未經審核)	2023 二零二三年 RMB'000 人民幣千元 (Unaudited) (未經審核)	2022 二零二二年 RMB'000 人民幣千元 (Unaudited) (未經審核)	
		Notes 附註				
Revenue	收入	4	255,813	223,171	555,531	438,869
Cost of sales	銷售成本		(151,300)	(132,856)	(310,215)	(251,011)
Gross profit	毛利		104,513	90,315	245,316	187,858
Other revenue	其他收入	4	2,671	8,387	5,838	10,643
Other net income	其他收入淨額	4	1,272	69	1,586	490
Selling and distribution expenses	銷售及分銷開支		(60,302)	(54,768)	(147,759)	(108,208)
Administrative expenses	行政開支		(18,248)	(19,236)	(41,207)	(41,600)
Other operating expenses	其他經營開支		(14,098)	(12,816)	(24,053)	(20,740)
Profit from operations	經營溢利		15,808	11,951	39,721	28,443
Finance costs	財務成本	6(a)	(1,643)	(1,512)	(3,247)	(3,162)
Profit before taxation	除稅前溢利	6	14,165	10,439	36,474	25,281
Income tax expenses	所得稅開支	7	(2,273)	(4,112)	(5,384)	(7,446)
Profit and total comprehensive income for the period	期內溢利及全面收益總額		11,892	6,327	31,090	17,835

Condensed Consolidated Statement of Profit or Loss and Other Comprehensive Income (Unaudited)

簡明綜合損益及其他全面收益表(未經審核)

For the three months and six months ended 30 June 2023
截至二零二三年六月三十日止三個月及六個月

		For the three months ended 30 June 截至六月三十日止三個月		For the six months ended 30 June 截至六月三十日止六個月	
		2023 二零二三年 RMB'000 人民幣千元 (Unaudited) (未經審核)	2022 二零二二年 RMB'000 人民幣千元 (Unaudited) (未經審核)	2023 二零二三年 RMB'000 人民幣千元 (Unaudited) (未經審核)	2022 二零二二年 RMB'000 人民幣千元 (Unaudited) (未經審核)
		Notes 附註			
Profit/(loss) and total comprehensive income/(expense) for the period attributable to:	以下各項應佔期內溢利/(虧損)及全面收益/(開支)總額:				
Owners of the Company	本公司擁有人	13,617	9,803	29,881	20,344
Non-controlling interests	非控股權益	(1,725)	(3,476)	1,209	(2,509)
		11,892	6,327	31,090	17,835
Earnings per share	每股盈利				
Basic and diluted	基本及攤薄	9 RMB0.81 cents 人民幣0.81分	RMB0.58 cents 人民幣0.58分	RMB1.78 cents 人民幣1.78分	RMB1.21 cents 人民幣1.21分

Condensed Consolidated Statement of Financial Position (Unaudited)

簡明綜合財務狀況表(未經審核)

As at 30 June 2023
於二零二三年六月三十日


			At 30 June 2023 於二零二三年 六月三十日 RMB'000 人民幣千元 (Unaudited) (未經審核)	At 31 December 2022 於二零二二年 十二月三十一日 RMB'000 人民幣千元 (Audited) (經審核)
ASSETS AND LIABILITIES	資產及負債			
Non-current assets	非流動資產			
Property, plant and equipment	物業、廠房及設備	10	210,949	207,674
Right-of-use assets	使用權資產		83,621	91,830
Intangible assets	無形資產		108,141	110,400
Goodwill	商譽		96,524	96,524
Deposits for acquisition of property, plant and equipment	購買物業、廠房及設備的按金		1,557	1,435
Deposit for acquisition of land use right	購買土地使用權的按金		9,817	9,817
Deferred tax assets	遞延稅項資產		5,478	5,461
Time deposits	定期存款		-	30,000
			516,087	553,141
Current assets	流動資產			
Inventories	存貨		222,779	203,023
Trade and other receivables	應收賬款及其他應收款項	11	373,628	341,968
Short-term bank deposits	短期銀行存款		80,007	60,000
Bank balances and cash	銀行結餘及現金		237,442	290,098
			913,856	895,089

Condensed Consolidated Statement of Financial Position (Unaudited)

簡明綜合財務狀況表(未經審核)

As at 30 June 2023

於二零二三年六月三十日



			At 30 June 2023 於二零二三年 六月三十日 RMB'000 人民幣千元 (Unaudited) (未經審核)	At 31 December 2022 於二零二二年 十二月三十一日 RMB'000 人民幣千元 (Audited) (經審核)
		Notes 附註		
Current liabilities	流動負債			
Trade and other payables	應付賬款及其他應付款項	12	246,454	267,483
Contract liabilities	合約負債		25,018	43,578
Interest-bearing borrowings	付息借貸	13	84,228	85,028
Deferred revenue	遞延收入		201	401
Lease liabilities	租賃負債	14	1,341	3,181
Current taxation	即期稅項		4,716	13,052
			361,958	412,723
Net current assets	流動資產淨值		551,898	482,366
Total assets less current liabilities	總資產減流動負債		1,067,985	1,035,507
Non-current liabilities	非流動負債			
Interest-bearing borrowings	付息借貸	13	4,127	2,909
Deferred revenue	遞延收入		590	589
Deferred tax liabilities	遞延稅項負債		24,636	25,131
Lease liabilities	租賃負債	14	2,238	1,574
			31,591	30,203
Net assets	資產淨值		1,036,394	1,005,304

Condensed Consolidated Statement of Financial Position (Unaudited)

簡明綜合財務狀況表(未經審核)

As at 30 June 2023
於二零二三年六月三十日

		At 30 June 2023 於二零二三年 六月三十日 RMB'000 人民幣千元 (Unaudited) (未經審核)	At 31 December 2022 於二零二二年 十二月三十一日 RMB'000 人民幣千元 (Audited) (經審核)
EQUITY	權益		
Equity attributable to owners of the Company	本公司擁有人應佔權益		
Share capital	股本	167,800	167,800
Reserves	儲備	746,123	716,242
Total	總計	913,923	884,042
Non-controlling interests	非控股權益	122,471	121,262
Total equity	權益總額	1,036,394	1,005,304

Condensed Consolidated Statement of Changes in Equity (Unaudited)

簡明綜合權益變動表(未經審核)

For the six months ended 30 June 2023
截至二零二三年六月三十日止六個月

		Attributable to owners of the Company 本公司擁有人應佔							
		Share capital	Share premium	Capital reserve	Statutory reserve fund	Retained earnings	Sub-total	Non-controlling interests	Total
		股本	股份溢價	資本儲備	法定公積金	保留盈利	小計	非控股權益	總計
		RMB'000	RMB'000	RMB'000	RMB'000	RMB'000	RMB'000	RMB'000	RMB'000
		人民幣千元	人民幣千元	人民幣千元	人民幣千元	人民幣千元	人民幣千元	人民幣千元	人民幣千元
At 1 January 2022 (audited)	於二零二二年一月一日(經審核)	167,800	554,844	(188,494)	49,611	245,935	829,696	114,704	944,400
Profit/(Loss) and total comprehensive income/(expenses) for the period	期內溢利/(虧損)及全面收益/(開支)總額	-	-	-	-	20,344	20,344	(2,509)	17,835
At 30 June 2022 (unaudited)	於二零二二年六月三十日(未經審核)	167,800	554,844	(188,494)	49,611	266,279	850,040	112,195	962,235
At 1 January 2023 (audited)	於二零二三年一月一日(經審核)	167,800	554,844	(188,494)	51,082	298,810	884,042	121,262	1,005,304
Profit and total comprehensive income for the period	期內溢利及全面收益總額	-	-	-	-	29,881	29,881	1,209	31,090
At 30 June 2023 (unaudited)	於二零二三年六月三十日(未經審核)	167,800	554,844	(188,494)	51,082	328,691	913,923	122,471	1,036,394

Condensed Consolidated Statement of Cash Flows (Unaudited)

簡明綜合現金流量表(未經審核)

For the six months ended 30 June 2023
截至二零二三年六月三十日止六個月

For the six months ended 30 June
截至六月三十日止六個月

		2023 二零二三年 RMB'000 人民幣千元 (Unaudited) (未經審核)	2022 二零二二年 RMB'000 人民幣千元 (Unaudited) (未經審核)
Operating cash flows before changes in working capital	營運資金變動前之經營現金流量	58,633	50,567
Changes in working capital	營運資金變動		
Increase in inventories	存貨增加	(25,769)	(19,275)
(Increase)/Decrease in trade and other receivables	應收賬款及其他應收款項(增加)/減少	(31,363)	143
(Decrease)/Increase in trade and other payables and contract liabilities	應付賬款及其他應付款項以及合約負債(減少)/增加	(39,589)	37,228
Cash (used in)/generated from operations	經營(所用)/產生現金	(38,088)	68,663
Income tax paid	已繳所得稅	(14,232)	(4,201)
Net cash (used in)/generated from operating activities	經營活動(所用)/產生現金淨額	(52,320)	64,462
Investing activities	投資活動		
Deposits for acquisition of property, plant and equipment	購置物業、廠房及設備的按金	(2,950)	(3,434)
Additions to intangible assets	添置其他無形資產	(131)	(20)
Purchase of property, plant and equipment	購置物業、廠房及設備	(6,904)	(4,673)
Proceeds from disposal of property, plant and equipment	出售物業、廠房及設備的所得款項	101	50
(Increase)/Decrease in short-term bank deposits	短期銀行存款(增加)/減少	(20,007)	22,364
Interest received	已收利息	3,560	2,953
Decrease in long-term time deposit	長期定期存款減少	30,000	-
Net cash generated from investing activities	投資活動產生現金淨額	3,669	17,240

Condensed Consolidated Statement of Cash Flows (Unaudited)

簡明綜合現金流量表(未經審核)

For the six months ended 30 June 2023

截至二零二三年六月三十日止六個月

For the six months ended 30 June
截至六月三十日止六個月

		2023 二零二三年 RMB'000 人民幣千元 (Unaudited) (未經審核)	2022 二零二二年 RMB'000 人民幣千元 (Unaudited) (未經審核)
Financing activities	籌資活動		
Repayment of interest-bearing bank borrowings	償還附息銀行借貸	(9,212)	(40,067)
Proceeds from interest-bearing bank borrowings	附息銀行借貸所得款項	9,630	5,000
Interest paid	已付利息	(3,150)	(3,138)
Payment of lease liabilities	租賃負債付款	(1,273)	(3,384)
Net cash used in financing activities	籌資活動所用現金淨額	(4,005)	(41,589)
Net (decrease)/increase in cash and cash equivalents	現金及現金等價物(減少)/增加淨額	(52,656)	40,113
Cash and cash equivalents at the beginning of the period	於期初的現金及現金等價物	290,098	227,144
Cash and cash equivalents at the end of the period	於期末的現金及現金等價物	237,442	267,257
Analysis of cash and cash equivalents at 30 June	於六月三十日的現金及現金等價物分析		
Bank balances and cash	銀行結餘及現金	237,442	267,257

Notes to the Condensed Consolidated Interim Financial Statements

簡明綜合中期財務報表附註

For the six months ended 30 June 2023

截至二零二三年六月三十日止六個月

1. CORPORATE INFORMATION

Shenzhen Neptunus Interlong Bio-technique Company Limited (the “Company”) is a limited liability company incorporated and domiciled in the People’s Republic of China (the “PRC”). The address of its registered office is Suite 1702, Neptunus Yinhe Technology Mansion, 1 Keji Middle 3rd Road, Maling Community, Yuehai Sub-district, Nanshan District, Shenzhen, the PRC and its principal place of business is PRC. The Company’s shares are listed on GEM of The Stock Exchange of Hong Kong Limited.

The principal activities of the Company and its subsidiaries (the “Group”) include the development, production and sales of medicines, the research and development of modern biological technology business and the purchase and sales of medicines and healthcare food products. The Group’s operations are based in the PRC.

2. BASIS OF PREPARATION AND ACCOUNTING POLICIES

The condensed consolidated interim financial statements for the six months ended 30 June 2023 have been prepared in accordance with the applicable disclosure provision of the GEM Listing Rules on the Stock Exchange, including compliance with Hong Kong Accounting Standard (“HKAS”) 34, “Interim Financial Reporting” issued by the Hong Kong Institute of Certified Public Accountants (“HKICPA”). It is authorised for issue on 11 August 2023.

The preparation of the condensed consolidated interim financial statements in conformity with HKAS 34 requires the management to make judgements, estimates and assumptions that affect the application of policies and the reported amounts of assets and liabilities, income and expenses on a year to date basis. Actual results may differ from these estimates.

1. 公司資料

深圳市海王英特龍生物技術股份有限公司（「本公司」）為一家在中華人民共和國（「中國」）註冊成立的股份有限公司。其註冊辦事處地址為中國深圳市南山區粵海街道麻嶺社區科技中三路1號海王銀河科技大廈1702及其主要營業地點為中國。本公司股份於香港聯合交易所有限公司GEM上市。

本公司及其附屬公司（「本集團」）的主要業務包括開發、生產及銷售藥物、研究及開發現代生物科技業務及購買及銷售藥物及保健品。本集團的經營以中國為基礎。

2. 編製基準及會計政策

截至二零二三年六月三十日止六個月之簡明綜合中期財務報表已根據聯交所GEM上市規則之適用披露條文編製，包括遵守香港會計師公會（「香港會計師公會」）所頒佈之香港會計準則（「香港會計準則」）第34號「中期財務報告」。二零二三年八月十一日獲授權發行。

編製符合香港會計準則第34號之簡明綜合中期財務報表要求管理層作出影響政策應用及按本年截至報告日期為止資產及負債、收入及開支申報數額之判斷、估計及假設。實際結果可能與該等估計有所不同。

Notes to the Condensed Consolidated Interim Financial Statements

簡明綜合中期財務報表附註

For the six months ended 30 June 2023
截至二零二三年六月三十日止六個月

2. BASIS OF PREPARATION AND ACCOUNTING POLICIES (CONTINUED)

The condensed consolidated interim financial statements have been prepared in accordance with the same accounting policies adopted in the annual financial statements for the year ended 31 December 2022, except for the adoption of the new and amended Hong Kong Financial Reporting Standards (“HKFRSs”) issued by the HKICPA which are relevant to and effective for the Group’s financial statements for the annual period beginning on 1 January 2023 as disclosed in note 3(a) to this condensed consolidated interim financial statements. The condensed consolidated interim financial statements do not include all the information and disclosures required for annual financial statements, and should be read in conjunction with the financial statements of the Group for the year ended 31 December 2022.

The measurement basis used in the preparation of these financial statements is the historical cost basis. These financial statements are presented in Renminbi (“RMB”), which is also the functional currency of the Company and all amounts are rounded to the nearest thousand except where otherwise indicated.

The condensed consolidated interim financial statements are unaudited.

3. ADOPTION OF NEW AND AMENDED HKFRSs

(a) New and amended HKFRSs effective on 1 January 2023

During the Reporting Period, the Group has applied for the first time the following amended HKFRSs issued by the HKICPA, which are relevant to the Group’s operations and effective for the Group’s consolidated financial statements for the annual period beginning on 1 January 2023:

HKFRS 17	Insurance Contracts with related amendments
Amendments to HKAS 1 and HKFRS Practice Statement 2	Disclosure of Accounting Policies
Amendments to HKAS 8	Definition of Accounting Estimates
Amendments to HKAS 12	Deferred Tax related to Assets and Liabilities arising from a Single Transaction
Amendments to HKAS 12	Income Taxes: Pillar Two Model Rules

The adoption of the amended HKFRSs had no material impact on how the results and financial position for the current and prior periods have been prepared and presented.

2. 編製基準及會計政策(續)

簡明綜合中期財務報表已按照與截至二零二二年十二月三十一日止年度之年度財務報表所採納之相同會計政策編製，惟採納本簡明綜合中期財務報表附註3(a)所披露之與本集團於二零二三年一月一日開始之年度期間之財務報表相關及生效之由香港會計師公會頒佈之新訂及經修訂香港財務報告準則(「香港財務報告準則」)除外。簡明綜合中期財務報表並無載列年度財務報表要求之所有資料及披露事項，並須與截至二零二二年十二月三十一日止年度之本集團財務報表一併閱讀。

編製該等財務報表時所使用的計量基準為歷史成本基準。該等財務報表乃以人民幣(「人民幣」)呈列，而人民幣亦為本公司的功能貨幣，除另有指明外，所有金額均以四捨五入方式約整至最接近的千位數。

本簡明綜合中期財務報表未經審核。

3. 採納新訂及經修訂香港財務報告準則

(a) 於二零二三年一月一日生效之新訂及經修訂香港財務報告準則

於報告期間，本集團已首次採用下列由香港會計師公會頒佈與本集團營運有關且於本集團於二零二三年一月一日開始之年度期間之綜合財務報表生效之經修訂香港財務報告準則：

香港財務報告準則第17號	保險合約及相關修訂
香港會計準則第1號及香港財務報告準則實務報告第2號(修訂本)	會計政策的披露
香港會計準則第8號(修訂本)	會計估計的定義
香港會計準則第12號(修訂本)	與單一交易產生的資產及負債相關的遞延稅項
香港會計準則第12號(修訂本)	所得稅：第二支柱範本規則

採納經修訂香港財務報告準則對本期間及過往期間業績及財務狀況的編製及呈列方式並無重大影響。

Notes to the Condensed Consolidated Interim Financial Statements

簡明綜合中期財務報表附註

For the six months ended 30 June 2023
截至二零二三年六月三十日止六個月

3. ADOPTION OF NEW AND AMENDED HKFRSs (CONTINUED)

(b) Issued but not yet effective HKFRSs

At the date of authorisation of the Group's condensed consolidated interim financial statements, certain new and amended HKFRSs have been published but are not yet effective, and have not been adopted early by the Group.

Amendments to HKFRS 10 and HKAS 28	Sale or Contribution of Assets between an Investor and its Associate or Joint Venture ²
Amendments to HKFRS 16	Lease Liability in a Sale and Leaseback ¹
Amendments to HKAS 1	Classification of Liabilities as Current or Non-current and related amendments to Hong Kong Interpretation 5 ¹
Amendments to HKAS 1	Non-current Liabilities with Covenants ¹

¹ Effective for annual periods beginning on or after 1 January 2024

² Effective date not yet determined

The directors are currently assessing the possible impact of these new and amended HKFRSs on the Group's results and financial position in the first year of application. The directors consider that these amendments are unlikely to have a material impact on the Group's condensed consolidated financial statements.

3. 採納新訂及經修訂香港財務報告準則(續)

(b) 已頒佈但尚未生效之香港財務報告準則

於授權刊發本集團簡明綜合中期財務報表當日，若干新訂立及經修訂香港財務報告準則經已頒佈但尚未生效，且並無被本集團提早採納。

香港財務報告準則第10號及香港會計準則第28號(修訂本)	投資者與其聯營公司或合資企業間出售或注入資產 ²
香港財務報告準則第16號(修訂本)	售後租回中的租賃負債 ¹
香港會計準則第1號(修訂本)	分類負債為流動或非流動及對香港詮釋第5號之相關修訂 ¹
香港會計準則第1號(修訂本)	附帶契諾的非流動負債 ¹

¹ 二零二四年一月一日或之後開始的年度期間生效

² 尚未釐定生效日期

董事目前正評估該等新訂及經修訂香港財務報告準則於首個應用年度對本集團業績及財務狀況的可能影響。董事認為，該等修訂本不大可能對本集團的簡明綜合財務報表造成重大影響。

Notes to the Condensed Consolidated Interim Financial Statements

簡明綜合中期財務報表附註

For the six months ended 30 June 2023
截至二零二三年六月三十日止六個月



4. REVENUE AND OTHER REVENUE

Revenue arises mainly from manufacturing and selling of medicines and healthcare products.

4. 收入及其他收入

收入主要來自生產及銷售藥品及保健品。

		For the three months ended 30 June		For the six months ended 30 June	
		截至六月三十日止三個月		截至六月三十日止六個月	
		2023	2022	2023	2022
		二零二三年	二零二二年	二零二三年	二零二二年
		RMB'000	RMB'000	RMB'000	RMB'000
		人民幣千元	人民幣千元	人民幣千元	人民幣千元
		(Unaudited)	(Unaudited)	(Unaudited)	(Unaudited)
		(未經審核)	(未經審核)	(未經審核)	(未經審核)
Revenue	收入				
Manufacturing and selling of medicines	生產及銷售藥品	190,839	159,479	407,492	310,182
Sales and distribution of medicines and healthcare products	銷售及分銷藥品及保健品	64,974	63,692	148,039	128,687
		255,813	223,171	555,531	438,869

Notes to the Condensed Consolidated Interim Financial Statements

簡明綜合中期財務報表附註

For the six months ended 30 June 2023
截至二零二三年六月三十日止六個月

4. REVENUE AND OTHER REVENUE (CONTINUED)

4. 收入及其他收入(續)

	For the three months ended 30 June 截至六月三十日止三個月		For the six months ended 30 June 截至六月三十日止六個月	
	2023 二零二三年 RMB'000 人民幣千元 (Unaudited) (未經審核)	2022 二零二二年 RMB'000 人民幣千元 (Unaudited) (未經審核)	2023 二零二三年 RMB'000 人民幣千元 (Unaudited) (未經審核)	2022 二零二二年 RMB'000 人民幣千元 (Unaudited) (未經審核)
Other revenue	其他收入			
Interest income from bank deposits	1,826	1,550	3,560	2,953
Licence fee income	–	4,721	–	4,721
Government subsidies				
–released from deferred revenue	89	100	199	200
–directly recognised in profit or loss	115	1,649	1,283	2,295
Others	641	367	796	474
	2,671	8,387	5,838	10,643
Other net income	其他收入淨額			
Reversal of impairment loss on trade receivables	1,381	–	1,438	421
(Write down)/Reversal of write down of inventories	(176)	–	–	–
Net foreign exchange gains	47	20	47	20
Gain on disposal of property, plant and equipment	20	49	101	49
	1,272	69	1,586	490

Notes to the Condensed Consolidated Interim Financial Statements

簡明綜合中期財務報表附註

For the six months ended 30 June 2023

截至二零二三年六月三十日止六個月

5. SEGMENT REPORTING

The Group manages its business by divisions, which are organised by a mixture of both business lines (products and services) and geographical location. In a manner consistent with the way in which information is reported internally to the Group's executive directors, being the chief operating decision maker, for the purpose of resources allocation and performance assessment, the Group has presented the following two reportable segments.

- (i) Manufacturing and selling of medicines; and
- (ii) Sales and distribution of medicines and healthcare products.

Currently all the Group's activities above are carried out in the PRC. No reportable operating segment has been aggregated.

The first segment derives its revenue from the manufacture, sales of medicines and medical devices.

The second segment derives its revenue from sales and distribution of medicines and healthcare products.

(a) Segment results, assets and liabilities

Segment assets include all current and non-current assets with the exception of deferred tax assets. Segment liabilities include all current and non-current liabilities with the exception of current taxation and deferred tax liabilities.

Revenue and expenses are allocated to the reportable segments with reference to revenue generated by and expenses incurred by those segments except for corporate income and expenses which are not directly attributable to the business activities of any reportable segment. Inter-segment revenue are priced with reference to prices charges to external parties for similar orders.

5. 分部呈報

本集團按分部管理其業務，分部按兩條業務線（產品及服務）配合地理位置而組織。該等資料向本集團的執行董事（最高營運決策者）作內部報告以分配資源及作表現評估，本集團已呈列下列兩個可申報分部。

- (i) 生產及銷售藥品；及
- (ii) 銷售及分銷藥品及保健品。

目前，上述所有本集團業務均在中國營運。並無匯總任何可申報經營分部。

第一分部的收入來自生產、銷售藥品及醫療器械。

第二分部的收入來自銷售及分銷藥品及保健品。

(a) 分部業績、資產及負債

分部資產包括所有流動及非流動資產，但不包括遞延稅項資產。分部負債包括所有流動及非流動負債，但不包括即期稅項及遞延稅項負債。

收入及開支乃經參考有關分部產生的收入及有關分部產生的開支，惟與任何可申報分部的業務活動並無直接關係的公司收入及支出除外。分部間收入乃參考向外部各方收取的類似訂單的價格定價。

Notes to the Condensed Consolidated Interim Financial Statements

簡明綜合中期財務報表附註

For the six months ended 30 June 2023
截至二零二三年六月三十日止六個月

5. SEGMENT REPORTING (CONTINUED)

(a) Segment results, assets and liabilities (Continued)

For the six months ended 30 June 截至六月三十日止六個月		Manufacturing and selling of medicines 生產及銷售藥品		Sales and distribution of medicines and healthcare products 銷售及分銷藥品及保健品		Total 總計	
		2023 二零二三年 RMB'000 人民幣千元 (Unaudited) (未經審核)	2022 二零二二年 RMB'000 人民幣千元 (Unaudited) (未經審核)	2023 二零二三年 RMB'000 人民幣千元 (Unaudited) (未經審核)	2022 二零二二年 RMB'000 人民幣千元 (Unaudited) (未經審核)	2023 二零二三年 RMB'000 人民幣千元 (Unaudited) (未經審核)	2022 二零二二年 RMB'000 人民幣千元 (Unaudited) (未經審核)
Segment revenue	分部收入						
Revenue from external customers	外來客戶收入	407,492	310,182	148,039	128,687	555,531	438,869
Inter-segment revenue	分部間收入	19,459	12,377	27,193	10,372	46,652	22,749
Reportable segment revenue	可申報分部收入	426,951	322,559	175,232	139,059	602,183	461,618
Reportable segment profit	可申報分部溢利	23,294	15,468	14,261	11,548	37,555	27,016
Impairment of:	減值：						
- trade receivables	— 應收賬款	(3)	(7)	(503)	(997)	(506)	(1,004)
- other receivables	— 其他應收款項	(32)	-	(603)	(126)	(635)	(126)
Reversal of impairment loss of:	減值虧損撥回：						
- trade receivables	— 應收賬款	1,008	421	430	-	1,438	421
Write down of inventories	存貨撇減	(5,939)	(1,850)	(74)	(197)	(6,013)	(2,047)

5. 分部呈報 (續)

(a) 分部業績、資產及負債 (續)

Notes to the Condensed Consolidated Interim Financial Statements

簡明綜合中期財務報表附註

For the six months ended 30 June 2023
截至二零二三年六月三十日止六個月

5. SEGMENT REPORTING (CONTINUED)

(a) Segment results, assets and liabilities (Continued)

		Manufacturing and selling of medicines 生產及銷售藥品		Sales and distribution of medicines and healthcare products 銷售及分銷藥品及保健品		Total 總計	
		At 30 June 2023 於二零二三年 六月三十日 RMB'000 人民幣千元 (Unaudited) (未經審核)	At 31 December 2022 於二零二二年 十二月三十一日 RMB'000 人民幣千元 (Audited) (經審核)	At 30 June 2023 於二零二三年 六月三十日 RMB'000 人民幣千元 (Unaudited) (未經審核)	At 31 December 2022 於二零二二年 十二月三十一日 RMB'000 人民幣千元 (Audited) (經審核)	At 30 June 2023 於二零二三年 六月三十日 RMB'000 人民幣千元 (Unaudited) (未經審核)	At 31 December 2022 於二零二二年 十二月三十一日 RMB'000 人民幣千元 (Audited) (經審核)
Reportable segment assets	可申報分部資產	1,183,322	1,059,172	540,133	657,586	1,723,455	1,716,758
Additions to non-current segment assets (other than deferred tax assets) during the period/year	期內/年內新增非流動 分部資產 (除遞延稅項資產外)	7,014	20,614	21	5,097	7,035	25,711
Reportable segment liabilities	可申報分部負債	578,238	545,283	86,299	133,449	664,537	678,732

The Group's customer base is diversified and no customer with whom transactions have exceeded 10% of the Group's revenue for the six months ended 30 June 2023 and 2022.

於截至二零二三年及二零二二年六月三十日止六個月，本集團客戶群多元化，其中並無客戶與其訂立的交易超逾本集團收入的10%。

Notes to the Condensed Consolidated Interim Financial Statements

簡明綜合中期財務報表附註

For the six months ended 30 June 2023
截至二零二三年六月三十日止六個月

5. SEGMENT REPORTING (CONTINUED)

(b) Reconciliations of reportable segment revenue, profit before taxation, assets and liabilities

Revenue	收入
Reportable segment revenue	可申報分部收入
Elimination of inter-segment revenue	分部間收入抵銷
Consolidated revenue	綜合收入
Profit before taxation	除稅前溢利
Reportable segment profit	可申報分部溢利
Elimination of inter-segment profit	分部間溢利抵銷
Reportable segment profit derived from the Group's external customers	來自本集團外來客戶的可申報分部溢利
Unallocated corporate expenses	未分配企業開支
Consolidated profit before taxation	除稅前綜合溢利

5. 分部呈報(續)

(b) 可申報分部收入、除稅前溢利、資產及負債的對賬

For the six months ended 30 June
截至六月三十日止六個月

2023 二零二三年 RMB'000 人民幣千元 (Unaudited) (未經審核)	2022 二零二二年 RMB'000 人民幣千元 (Unaudited) (未經審核)
602,183	461,618
(46,652)	(22,749)
555,531	438,869
37,555	27,016
(260)	(728)
37,295	26,288
(821)	(1,007)
36,474	25,281

Notes to the Condensed Consolidated Interim Financial Statements

簡明綜合中期財務報表附註

For the six months ended 30 June 2023
截至二零二三年六月三十日止六個月



5. SEGMENT REPORTING (CONTINUED)

(b) Reconciliations of reportable segment revenue, profit before taxation, assets and liabilities (Continued)

5. 分部呈報 (續)

(b) 可申報分部收入、除稅前溢利、資產及負債的對賬 (續)

		At 30 June 2023 於二零二三年 六月三十日 RMB'000 人民幣千元 (Unaudited) (未經審核)	At 31 December 2022 於二零二二年 十二月三十一日 RMB'000 人民幣千元 (Audited) (經審核)
Assets	資產		
Reportable segment assets	可申報分部資產	1,723,455	1,716,758
Elimination of inter-segment receivables	分部間應收款項抵銷	(298,990)	(273,989)
		1,424,465	1,442,769
Deferred tax assets	遞延稅項資產	5,478	5,461
Consolidated total assets	綜合資產總額	1,429,943	1,448,230
Liabilities	負債		
Reportable segment liabilities	可申報分部負債	664,537	678,732
Elimination of inter-segment payables	分部間應付款項抵銷	(300,340)	(273,989)
		364,197	404,743
Current taxation	即期稅項	4,716	13,052
Deferred tax liabilities	遞延稅項負債	24,636	25,131
Consolidated total liabilities	綜合負債總額	393,549	442,926

Notes to the Condensed Consolidated Interim Financial Statements

簡明綜合中期財務報表附註

For the six months ended 30 June 2023
截至二零二三年六月三十日止六個月

5. SEGMENT REPORTING (CONTINUED)

(c) Revenue from major products and services

The following is an analysis of the Group's revenue from its major products and services:

Sales of medicines and healthcare products	藥品及保健品銷售
Sales of medical devices	醫療器械銷售

(d) Geographical information

The Group's revenue was derived from business activities in the PRC and the specified non-current assets of the Group were located in the PRC. Accordingly, no analysis by geographical segment is provided.

5. 分部呈報(續)

(c) 來自主要產品及服務的收入

以下為對本集團主要產品及服務的收入分析：

For the six months ended 30 June
截至六月三十日止六個月

At 30 June 2023 於二零二三年 六月三十日 RMB'000 人民幣千元 (Unaudited) (未經審核)	At 30 June 2022 於二零二二年 六月三十日 RMB'000 人民幣千元 (Unaudited) (未經審核)
446,340	391,066
109,191	47,803
555,531	438,869

(d) 地理資料

本集團的收入來自於中國的業務活動，本集團指定的非流動資產亦位於中國。因此，概無提供地理分部分析。

Notes to the Condensed Consolidated Interim Financial Statements

簡明綜合中期財務報表附註

For the six months ended 30 June 2023

截至二零二三年六月三十日止六個月



5. SEGMENT REPORTING (CONTINUED)

(e) Disaggregation of revenue from contracts with customers

The Group derives revenue from sales of medicines, healthcare products and medical devices at a point in time from the following types of customer:

		Hospital 醫院 RMB'000 人民幣千元 (Unaudited) (未經審核)	Pharmacy 藥房 RMB'000 人民幣千元 (Unaudited) (未經審核)	Others 其他 RMB'000 人民幣千元 (Unaudited) (未經審核)	Total 總計 RMB'000 人民幣千元 (Unaudited) (未經審核)
For the six months ended 30 June 2023	截至二零二三年六月三十日止六個月				
Manufacturing and selling of medicines	生產及銷售藥品	38,388	365,636	3,468	407,492
Sales and distribution of medicines and healthcare products	銷售及分銷藥品及保健品	–	148,039	–	148,039
		38,388	513,675	3,468	555,531

		Hospital 醫院 RMB'000 人民幣千元 (Unaudited) (未經審核)	Pharmacy 藥房 RMB'000 人民幣千元 (Unaudited) (未經審核)	Others 其他 RMB'000 人民幣千元 (Unaudited) (未經審核)	Total 總計 RMB'000 人民幣千元 (Unaudited) (未經審核)
For the six months ended 30 June 2022	截至二零二二年六月三十日止六個月				
Manufacturing and selling of medicines	生產及銷售藥品	37,620	269,757	2,805	310,182
Sales and distribution of medicines and healthcare products	銷售及分銷藥品及保健品	–	128,328	359	128,687
		37,620	398,085	3,164	438,869

5. 分部呈報 (續)

(e) 細分來自客戶合約的收入

本集團於某一時間點按客戶類別劃分的來自銷售藥品、保健品及醫療器械的收入：

Notes to the Condensed Consolidated Interim Financial Statements

簡明綜合中期財務報表附註

For the six months ended 30 June 2023
截至二零二三年六月三十日止六個月

6. PROFIT BEFORE TAXATION

Profit before taxation is arrived at after charging/(crediting):

6. 除稅前溢利

除稅前溢利乃經扣除/(抵免)後達致：

		For the three months ended 30 June 截至六月三十日止三個月		For the six months ended 30 June 截至六月三十日止六個月	
		2023 二零二三年 RMB'000 人民幣千元 (Unaudited) (未經審核)	2022 二零二二年 RMB'000 人民幣千元 (Unaudited) (未經審核)	2023 二零二三年 RMB'000 人民幣千元 (Unaudited) (未經審核)	2022 二零二二年 RMB'000 人民幣千元 (Unaudited) (未經審核)
(a) Finance costs	(a) 財務費用				
Interest on interest-bearing borrowings	附息借貸利息	1,599	1,501	3,150	3,138
Finance charges on lease liabilities	租賃負債的財務收費	44	11	97	24
		1,643	1,512	3,247	3,162
(b) Staff costs (including directors' emoluments)	(b) 員工成本(包括董事酬金)				
Salaries, wages and other benefits	薪金、工資及其他福利	29,642	30,210	62,230	62,068
Contributions to defined contribution retirement plans	定額供款退休計劃的供款	5,217	5,275	10,907	10,818
		34,859	35,485	73,137	72,886
(c) Other items	(c) 其他項目				
Depreciation of right-of-use assets	使用權資產折舊	1,112	2,168	2,718	3,440
Amortisation of intangible assets*	無形資產攤銷*	1,197	1,186	2,390	2,373
Depreciation of property, plant and equipment	物業、廠房及設備折舊	5,728	4,707	11,639	10,471
Cost of inventories	存貨成本	142,759	115,569	297,569	230,945
Research & development costs*	研發費用*	7,199	6,592	14,518	13,489

Notes to the Condensed Consolidated Interim Financial Statements

簡明綜合中期財務報表附註

For the six months ended 30 June 2023

截至二零二三年六月三十日止六個月



6. PROFIT BEFORE TAXATION (CONTINUED)

6. 除稅前溢利(續)

	For the three months ended 30 June		For the six months ended 30 June	
	二零二三年	二零二二年	二零二三年	二零二二年
	RMB'000	RMB'000	RMB'000	RMB'000
	人民幣千元	人民幣千元	人民幣千元	人民幣千元
	(Unaudited)	(Unaudited)	(Unaudited)	(Unaudited)
	(未經審核)	(未經審核)	(未經審核)	(未經審核)
Impairment of:				
– trade receivables*	–	957	506	1,004
– other receivables*	–	126	635	126
Reversal of impairment loss of trade receivables	(1,381)	(421)	(1,438)	(421)
Loss on disposal of property, plant and equipment, net*	157	–	208	–
Write off of property, plant and equipment*	–	267	–	267
Write down of inventories*#	6,153	2,019	6,013	2,047
Auditor's remuneration				
– audit service	–	–	–	–
– non-audit services remuneration	139	377	312	517
Lease charges				
– short-term leases	868	843	1,554	2,931

* These amounts have been included in "Other operating expenses" in the condensed consolidated statement of profit or loss and other comprehensive income.

Write down of inventories reference to the Group's inventories ageing analysis, projections of expected future saleability of inventories.

* 此等金額已計入簡明綜合損益及其他全面收益表的「其他經營開支」內。

存貨撇減參考本集團的存貨賬齡分析及對存貨未來預期可銷售性的預測。

Notes to the Condensed Consolidated Interim Financial Statements

簡明綜合中期財務報表附註

For the six months ended 30 June 2023
截至二零二三年六月三十日止六個月

7. INCOME TAX EXPENSE/CREDIT

7. 所得稅開支／抵免

	For the three months ended 30 June 截至六月三十日止三個月		For the six months ended 30 June 截至六月三十日止六個月	
	2023 二零二三年 RMB'000 人民幣千元 (Unaudited) (未經審核)	2022 二零二二年 RMB'000 人民幣千元 (Unaudited) (未經審核)	2023 二零二三年 RMB'000 人民幣千元 (Unaudited) (未經審核)	2022 二零二二年 RMB'000 人民幣千元 (Unaudited) (未經審核)
Current tax				
PRC Enterprise Income Tax ("EIT")				
Current	2,483	3,405	5,896	6,853
Deferred tax				
Current year	(210)	707	(512)	593
	2,273	4,112	5,384	7,446

Hong Kong Profits Tax has not been provided as the Group had no assessable profits subject to Hong Kong Profits Tax during the Reporting Period (30 June 2022: Nil).

During the Reporting Period, three subsidiaries (30 June 2022: three subsidiaries) of the Group established in the PRC are qualified as "High and New Technology Enterprise". In accordance with the applicable EIT Law of the PRC, these subsidiaries are subject to the PRC EIT at a preferential rate of 15%.

According to a policy promulgated by the State Tax Bureau of the PRC, effective from 2019 onwards, enterprises engage in research and development activities are entitled to claim 200% (30 June 2022: 175%) of the research and development expenses incurred in a year as tax deductible expenses in determining the taxable profits for that year ("Super Deduction"). Three (30 June 2022: Three) subsidiaries of the Group are eligible to such Super Deduction in ascertaining its assessable profits for the Reporting Period.

The Company and other PRC subsidiaries are subject to the PRC EIT at a rate of 25% for the Reporting Period (30 June 2022: 25%).

由於本集團無須繳納香港利得稅的應課稅溢利，故於本報告期間並無計提香港利得稅撥備(二零二二年六月三十日：零)。

於報告期間，於中國成立的本集團三間附屬公司(二零二二年六月三十日：三間附屬公司)合資格成為「高新技術企業」。根據適用中國企業所得稅法，該等附屬公司須按15%的優惠稅率繳納中國企業所得稅。

根據中國國家稅務局頒佈的政策，自二零一九年起，從事研發活動的企業有權在確定該年度的應課稅溢利時，要求將該年度產生的研發費用的200%(二零二二年六月三十日：175%)作為可扣稅開支(「超級扣除項」)。本集團三間(二零二二年六月三十日：三間)附屬公司在確定其於報告期間的應課稅溢利時，可享受該超級扣除項。

於報告期間，本公司及其他中國附屬公司須按25%的中國企業所得稅稅率納稅(二零二二年六月三十日：25%)。

Notes to the Condensed Consolidated Interim Financial Statements

簡明綜合中期財務報表附註

For the six months ended 30 June 2023

截至二零二三年六月三十日止六個月

8. DIVIDENDS

The directors do not propose the payment of any dividend for the Reporting Period (2022: Nil).

9. EARNINGS PER SHARE

Basic earnings per share

For the three months and six months ended 30 June 2023, the calculation of basic earnings per share has been based on the profit attributable to owners of the Company of approximately RMB13,617,000 and RMB29,881,000, respectively (three months and six months ended 30 June 2022: profit of approximately RMB9,803,000 and RMB20,344,000, respectively) and the weighted average number of 1,678,000,000 ordinary shares in issue for the three months and six months ended 30 June 2023 (three months and six months ended 30 June 2022: 1,678,000,000 ordinary shares).

Diluted earnings per share

Diluted earnings per share for the three-month and six-month periods ended 30 June 2023 and 2022 equals to basic earnings per share as there were no potential dilutive ordinary shares outstanding during these periods.

10. PROPERTY, PLANT AND EQUIPMENT

During the Reporting Period, property, plant and equipment purchased and carrying amount of the disposed/write off by the Group were approximately RMB6,904,000 (30 June 2022: RMB4,673,000) and RMB309,000 (30 June 2022: RMB267,000), respectively.

In addition, during the Reporting Period, the Group has entered into lease agreements for PRC office and had recognised right-of-use assets amounted to approximately RMBNil (six months ended 30 June 2022: RMB185,000).

8. 股息

董事並不建議就報告期間派付任何股息(二零二二年：無)。

9. 每股盈利

每股基本盈利

截至二零二三年六月三十日止三個月及六個月，每股基本盈利乃根據本公司擁有人應佔溢利分別約人民幣13,617,000元及人民幣29,881,000元(截至二零二二年六月三十日止三個月及六個月：溢利分別約人民幣9,803,000元及人民幣20,344,000元)以及截至二零二三年六月三十日止三個月及六個月已發行普通股加權平均數1,678,000,000股(截至二零二二年六月三十日止三個月及六個月：1,678,000,000股普通股)計算。

每股攤薄盈利

由於截至二零二三年及二零二二年六月三十日止三個月及六個月期間內並無具潛在攤薄影響的已發行普通股，因此該等期間的每股攤薄盈利與每股基本盈利相等。

10. 物業、廠房及設備

於報告期間，本集團分別購買成本及出售／撇銷的賬面金額約人民幣6,904,000元(二零二二年六月三十日：人民幣4,673,000元)及人民幣309,000元(二零二二年六月三十日：人民幣267,000元)之物業、廠房及設備。

此外，於報告期間，本集團已就中國辦公室訂立租賃協議並已確認使用權資產約人民幣零元(截至二零二二年六月三十日止六個月：人民幣185,000元)。

Notes to the Condensed Consolidated Interim Financial Statements

簡明綜合中期財務報表附註

For the six months ended 30 June 2023
截至二零二三年六月三十日止六個月

11. TRADE AND OTHER RECEIVABLES

11. 應收賬款及其他應收款項

			At 30 June 2023 於二零二三年 六月三十日 RMB'000 人民幣千元 (Unaudited) (未經審核)	At 31 December 2022 於二零二二年 十二月三十一日 RMB'000 人民幣千元 (Audited) (經審核)
Trade receivables	應收賬款		210,517	177,007
Less: expected credit loss ("ECL") allowance	減：預期信貸虧損(「預期信貸虧損」)撥備		(19,748)	(24,120)
			190,769	152,887
Bills receivables	應收票據	(i)	31,602	52,134
			222,371	205,021
Amounts due from fellow subsidiaries	應收同系附屬公司款項		62,465	60,288
Amounts due from related companies	應收關連公司款項		3,625	4,487
Amount due from an intermediate parent company	應收一間中間母公司款項		251	330
Amount due from immediate parent company	應收直屬母公司款項		5	2
Other receivables	其他應收款項	(ii)	29,194	8,796
Prepayment and deposits	預付款項及按金	(ii)	58,177	64,869
Less: ECL allowance	減：預期信貸虧損撥備		(2,460)	(1,825)
			151,257	136,947
			373,628	341,968

Notes to the Condensed Consolidated Interim Financial Statements

簡明綜合中期財務報表附註

For the six months ended 30 June 2023

截至二零二三年六月三十日止六個月

11. TRADE AND OTHER RECEIVABLES (CONTINUED)

Notes:

- (i) These bank acceptance bills matured within one year from date of issue. The Group considered the issuing banks of the bills are of good credit quality and therefore, the ECL allowance of these receivables are considered to be insignificant.
- (ii) Other receivables, prepayment and deposits mainly represent deposits prepaid in advance to suppliers of approximately RMB20,328,000 (2022: approximately RMB22,591,000), which aged within one year and earnest money paid for potential investment of approximately RMB15,000,000 (2022: approximately RMB15,000,000).

(a) Ageing analysis

Based on the invoice dates (which approximates the respective revenue recognition dates), the ageing analysis of the trade and bills receivables net of ECL allowance, was as follows:

Trade receivables

Within 3 months	3個月內
4 to 6 months	4至6個月
7 to 12 months	7至12個月
Over 1 year	1年以上

11. 應收賬款及其他應收款項(續)

附註：

- (i) 該等銀行承兌票據將於發行日後一年內到期。本集團認為票據的發行銀行信貸記錄良好，因此，該等應收款項的預期信貸虧損撥備被視為屬不重大。
- (ii) 其他應收款項，預付款項及按金主要指預付供應商的按金約人民幣20,328,000元(二零二二年：約人民幣22,591,000元)，賬齡為一年及潛在投資誠意金約人民幣15,000,000元(二零二二年：約人民幣15,000,000元)。

(a) 賬齡分析

以下為本集團之應收賬款及應收票據(扣除預期信貸虧損撥備)按發票日期(與各收入確認日期相若)呈列之賬齡分析：

應收賬款

	At 30 June 2023 於二零二三年 六月三十日 RMB'000 人民幣千元 (Unaudited) (未經審核)	At 31 December 2022 於二零二二年 十二月三十一日 RMB'000 人民幣千元 (Audited) (經審核)
Within 3 months	113,656	120,856
4 to 6 months	57,417	13,485
7 to 12 months	11,417	8,247
Over 1 year	8,279	10,299
	190,769	152,887

Notes to the Condensed Consolidated Interim Financial Statements

簡明綜合中期財務報表附註

For the six months ended 30 June 2023
截至二零二三年六月三十日止六個月

11. TRADE AND OTHER RECEIVABLES (CONTINUED)

(a) Ageing analysis (Continued)

Bills receivables

		At 30 June 2023 於二零二三年 六月三十日 RMB'000 人民幣千元 (Unaudited) (未經審核)	At 31 December 2022 於二零二二年 十二月三十一日 RMB'000 人民幣千元 (Audited) (經審核)
Within 3 months	3個月內	31,602	17,582
4 to 6 months	4至6個月	-	34,301
7 to 12 months	7至12個月	-	251
		31,602	52,134

(b) Impairment of trade receivables

The movement in the ECL allowance of trade receivables is as follows:

		At 30 June 2023 於二零二三年 六月三十日 RMB'000 人民幣千元 (Unaudited) (未經審核)	At 31 December 2022 於二零二二年 十二月三十一日 RMB'000 人民幣千元 (Audited) (經審核)
Balance at 1 January	於一月一日的結餘	24,120	25,520
ECL recognised during the period/year	期內/年內確認之預期信貸虧損	506	3,766
ECL reversed during the period/year	期內/年內撥回之預期信貸虧損	(1,438)	(923)
Amount written off during the period/year	期內/年內撇銷金額	(3,440)	(4,243)
At 30 June/31 December	於六月三十日/十二月三十一日	19,748	24,120

11. 應收賬款及其他應收款項(續)

(a) 賬齡分析(續)

應收票據

	At 30 June 2023 於二零二三年 六月三十日 RMB'000 人民幣千元 (Unaudited) (未經審核)	At 31 December 2022 於二零二二年 十二月三十一日 RMB'000 人民幣千元 (Audited) (經審核)
Within 3 months	31,602	17,582
4 to 6 months	-	34,301
7 to 12 months	-	251
	31,602	52,134

(b) 應收賬款減值

應收賬款的預期信貸虧損撥備之變動如下：

	At 30 June 2023 於二零二三年 六月三十日 RMB'000 人民幣千元 (Unaudited) (未經審核)	At 31 December 2022 於二零二二年 十二月三十一日 RMB'000 人民幣千元 (Audited) (經審核)
Balance at 1 January	24,120	25,520
ECL recognised during the period/year	506	3,766
ECL reversed during the period/year	(1,438)	(923)
Amount written off during the period/year	(3,440)	(4,243)
At 30 June/31 December	19,748	24,120

Notes to the Condensed Consolidated Interim Financial Statements

簡明綜合中期財務報表附註

For the six months ended 30 June 2023
截至二零二三年六月三十日止六個月



11. TRADE AND OTHER RECEIVABLES (CONTINUED)

(c) Impairment of other receivables

The movement in the ECL allowance of other receivables is as follows:

		At 30 June 2023 於二零二三年 六月三十日 RMB'000 人民幣千元 (Unaudited) (未經審核)	At 31 December 2022 於二零二二年 十二月三十一日 RMB'000 人民幣千元 (Audited) (經審核)
Balance at 1 January	於一月一日的結餘	1,825	1,920
ECL recognised during the period/year	期內/年內確認之預期信貸虧損	635	-
ECL reversed during the period/year	期內/年內撥回之預期信貸虧損	-	(12)
Amount written off during the period/year	期內/年內撇銷金額	-	(83)
At 30 June/31 December	於六月三十日/十二月三十一日	2,460	1,825

11. 應收賬款及其他應收款項(續)

(c) 其他應收款項減值

其他應收款項的預期信貸虧損撥備之變動如下：

	At 30 June 2023 於二零二三年 六月三十日 RMB'000 人民幣千元 (Unaudited) (未經審核)	At 31 December 2022 於二零二二年 十二月三十一日 RMB'000 人民幣千元 (Audited) (經審核)
Balance at 1 January	1,825	1,920
ECL recognised during the period/year	635	-
ECL reversed during the period/year	-	(12)
Amount written off during the period/year	-	(83)
At 30 June/31 December	2,460	1,825

Notes to the Condensed Consolidated Interim Financial Statements

簡明綜合中期財務報表附註

For the six months ended 30 June 2023
截至二零二三年六月三十日止六個月

12. TRADE AND OTHER PAYABLES

Included in trade and other payables are trade and bills payables, the ageing analysis of which, based on the invoice date, is as follows:

12. 應付賬款及其他應付款項

應付賬款及其他應付款項包括應付賬款及應付票據，其按發票日期之賬齡分析如下：

		At 30 June 2023 於二零二三年 六月三十日 RMB'000 人民幣千元 (Unaudited) (未經審核)	At 31 December 2022 於二零二二年 十二月三十一日 RMB'000 人民幣千元 (Audited) (經審核)
Within 3 months	3個月內	102,409	53,404
4 to 6 months	4至6個月	9,021	16,090
7 to 12 months	7至12個月	12,529	31,125
Over 1 year	1年以上	6,358	13,384
Trade and bills payables	應付賬款及應付票據	130,317	114,003
Other payables and accruals	其他應付款項及應計費用	103,787	125,191
Amounts due to fellow subsidiaries	應付同系附屬公司款項	280	4,935
Amount due to intermediate parent company	應付中間母公司款項	525	607
Amounts due to related companies	應付關連公司款項	5,745	2,500
Amount due to a non-controlling shareholder	應付非控股股東款項	-	20,247
Amount due to an immediate holding company	應付一間直屬母公司款項	5,800	-
		246,454	267,483

Notes to the Condensed Consolidated Interim Financial Statements

簡明綜合中期財務報表附註

For the six months ended 30 June 2023

截至二零二三年六月三十日止六個月

13. INTEREST-BEARING BORROWINGS

		Notes	At 30 June 2023 於二零二三年 六月三十日 RMB'000 人民幣千元 (Unaudited) (未經審核)	At 31 December 2022 於二零二二年 十二月三十一日 RMB'000 人民幣千元 (Audited) (經審核)
Non-current liabilities	非流動負債			
Other borrowings	其他借貸	(a)	4,127	2,909
Current liabilities	流動負債			
Short-term bank loans	短期銀行貸款	(b)	81,090	83,106
Other borrowings	其他借貸	(a)	3,138	1,922
			84,228	85,028
			88,355	87,937

Notes:

(a)(i) As at 30 June 2023, other borrowings of RMB3,870,000 (2022: RMB4,831,000) from a third party were secured by a pledge of the Group's furniture, fixtures and equipment. The effective interest rate was 6.5%.

(a)(ii) As at 30 June 2023, other borrowings of RMB3,395,000 (2022: RMB Nil) from a third party were secured by a pledge of the Group's furniture, fixtures and equipment. The effective interest rate was 6.5%.

The other borrowings were repayable as follows:

		At 30 June 2023 於二零二三年 六月三十日 RMB'000 人民幣千元 (Unaudited) (未經審核)	At 31 December 2022 於二零二二年 十二月三十一日 RMB'000 人民幣千元 (Audited) (經審核)
Carrying amount repayable	賬面值還款		
Within one year	一年內	3,138	1,922
In the second year	第二年	3,138	1,922
In the third to fifth year	第三至第五年	989	987
		7,265	4,831

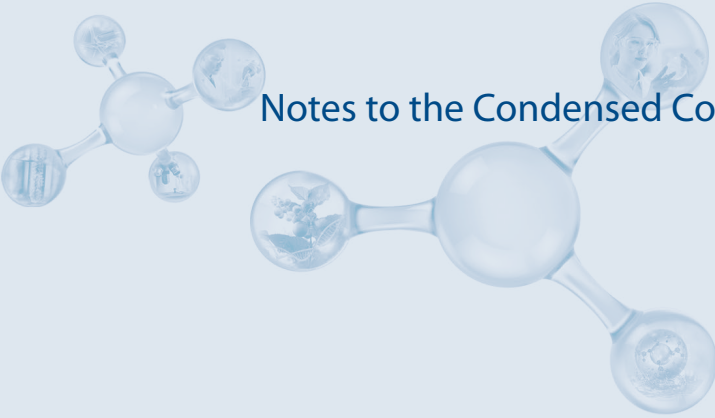
13. 附息借貸

附註：

(a)(i) 於二零二三年六月三十日，來自第三方的其他借款人民幣3,870,000元(二零二二年：人民幣4,831,000元)由本集團之傢俱、裝置及設備作抵押。實際利率為6.5%。

(a)(ii) 於二零二三年六月三十日，來自第三方的其他借款人民幣3,395,000元(二零二二年：人民幣零元)由本集團之傢俱、裝置及設備作抵押。實際利率為6.5%。

其他借款之還款情況如下：



Notes to the Condensed Consolidated Interim Financial Statements

簡明綜合中期財務報表附註

For the six months ended 30 June 2023
截至二零二三年六月三十日止六個月

13. INTEREST-BEARING BANK BORROWINGS (CONTINUED)

Notes:

(b) As at 30 June 2023, the interest-bearing bank borrowings were denominated in RMB, repayable within one year (2022: one year) and the securities were as follows:

- Bank borrowings of RMB20,021,000 (2022: RMB20,023,000) were secured by a pledge of the Group's buildings. The effective interest rate was 3.7% (2022: 3.70%).
- Bank borrowings of RMB37,044,000 (2022: RMB37,047,000) were secured by a guarantee from a non-controlling shareholder of a subsidiary and a pledge of the Group's buildings. The effective interest rate was 3.95% to 4.35% (2022: 4.05% to 4.35%).
- Bank borrowings of RMB14,012,000 (2022: RMB15,021,000) were secured by a guarantee from a non-controlling shareholder of a subsidiary and a subsidiary of the Group. The effective interest rate was 4.5% to 5% (2022: 4.8% to 5%).
- Bank borrowings of RMB5,007,000 (2022: RMB5,007,000) were secured by a guarantee from a non-controlling shareholder of a subsidiary. The effective interest rate was 4.8% (2022: 4.5%).
- Bank borrowings of RMB5,006,000 (2022: RMB6,008,000) were unsecured. The effective interest rate was 4.5% (2022: 4.5%).

13. 附息借貸(續)

附註:

(b) 於二零二三年六月三十日，附息銀行借貸以人民幣列值，於一年內(二零二二年：一年)償還，並有以下擔保：

- 銀行借貸人民幣20,021,000元(二零二二年：人民幣20,023,000元)由本集團的建築物抵押作擔保。實際利率為3.7%(二零二二年：3.70%)。
- 銀行借貸人民幣37,044,000元(二零二二年：人民幣37,047,000元)由一間附屬公司的非控股股東保證及由本集團的建築物抵押作擔保。實際利率為3.95%至4.35%(二零二二年：4.05%至4.35%)。
- 銀行借貸人民幣14,012,000元(二零二二年：人民幣15,021,000元)由一間附屬公司的非控股股東保證及由本集團附屬公司作擔保。實際利率為4.5%至5%(二零二二年：4.8%至5%)。
- 銀行借貸人民幣5,007,000元(二零二二年：人民幣5,007,000元)由一間附屬公司的非控股股東保證作擔保。實際利率為4.8%(二零二二年：4.5%)。
- 銀行借貸人民幣5,006,000元(二零二二年：人民幣6,008,000元)為無擔保。實際利率為4.5%(二零二二年：4.5%)。

Notes to the Condensed Consolidated Interim Financial Statements

簡明綜合中期財務報表附註

For the six months ended 30 June 2023

截至二零二三年六月三十日止六個月

14. LEASE LIABILITIES

14. 租賃負債

		At 30 June 2023 於二零二三年 六月三十日 RMB'000 人民幣千元 (Unaudited) (未經審核)	At 31 December 2022 於二零二二年 十二月三十一日 RMB'000 人民幣千元 (Audited) (經審核)
Total minimum lease payments:	最低租賃款項總額：		
Due within one year	一年內到期	1,429	3,341
Due in the second to fifth years	第二至五年到期	2,351	1,714
		3,780	5,055
Future finance charges on leases liabilities	租賃負債的未來融資費用	(201)	(300)
Present value of leases liabilities	租賃負債現值	3,579	4,755
Present value of minimum lease payments:	最低租賃款項現值：		
Due within one year	一年內到期	1,341	3,181
Due in the second to fifth years	第二至五年到期	2,238	1,574
		3,579	4,755
Less: Portion due within one year included under current liabilities	減：計入流動負債項下一年內到期的部分	(1,341)	(3,181)
Portion due after one year included under non-current liabilities	計入非流動負債項下一年後到期的部分	2,238	1,574

During the six-months ended 30 June 2023, the total cash outflows for the leases are approximately RMB2,827,000 (2022: RMB6,315,000).

於截至二零二三年六月三十日止六個月，租賃的總現金流出約為人民幣2,827,000元(二零二二年：人民幣6,315,000元)。

Notes to the Condensed Consolidated Interim Financial Statements

簡明綜合中期財務報表附註

For the six months ended 30 June 2023
截至二零二三年六月三十日止六個月

15. COMMITMENTS

(a) Capital commitments outstanding:

Property, plant and equipment 物業、廠房及設備
Contracted but not provided for: 已訂約但未撥備：
Property, plant and equipment 物業、廠房及設備

15. 承擔

(a) 尚未變現資本承擔：

	At 30 June 2023 於二零二三年 六月三十日 RMB'000 人民幣千元 (Unaudited) (未經審核)	At 31 December 2022 於二零二二年 十二月三十一日 RMB'000 人民幣千元 (Audited) (經審核)
	791	990

(b) Lease commitments

At 30 June 2023, the lease commitments for short-term leases are as follows:

Within 1 year 一年內

(b) 租賃承擔

於二零二三年六月三十日，短期租賃的租賃承擔如下：

	At 30 June 2023 於二零二三年 六月三十日 RMB'000 人民幣千元 (Unaudited) (未經審核)	At 31 December 2022 於二零二二年 十二月三十一日 RMB'000 人民幣千元 (Audited) (經審核)
	882	1,764

Notes to the Condensed Consolidated Interim Financial Statements

簡明綜合中期財務報表附註

For the six months ended 30 June 2023

截至二零二三年六月三十日止六個月



16. MATERIAL RELATED PARTY TRANSACTIONS

16. 重大關連方交易

(a) Related party transactions:

(a) 關連方交易：

Name of related parties 關連方名稱	Relationship 關係	Nature of transaction 交易性質	Notes 附註	For the six months ended 30 June 截至六月三十日止六個月	
				2023 二零二三年 RMB'000 人民幣千元 (Unaudited) (未經審核)	2022 二零二二年 RMB'000 人民幣千元 (Unaudited) (未經審核)
Shenzhen Neptunus Group Company Limited ("Neptunus Group") 深圳海王集團股份有限公司 (「海王集團」)	Intermediate parent company 中間母公司	Rental of office 租用辦公室	(i)(iii)	716	769
Shenzhen Neptunus Bio-engineering Co., Ltd. ("Neptunus Bio-engineering") 深圳市海王生物工程股份有限公司 (「海王生物」)	Immediate parent company 直屬母公司	Sales of goods 銷售貨物	(ii)(iii)	8	8
Zhongshan Changjian Pharmaceutical Company Limited 中山市昌健藥業有限公司	Fellow subsidiary 同系附屬公司	Sales of goods 銷售貨物	(ii)(iii)	97	456
Shenzhen Shenye Pharmaceutical Development Company Limited 深圳市深業醫藥發展有限公司	Fellow subsidiary 同系附屬公司	Sales of goods 銷售貨物	(ii)(iii)	1,573	327
Henan Neptunus Pharmaceutical Group Limited 河南海王醫藥集團有限公司	Fellow subsidiary 同系附屬公司	Sales of goods 銷售貨物	(ii)(iii)	642	1,372

Notes to the Condensed Consolidated Interim Financial Statements

簡明綜合中期財務報表附註

For the six months ended 30 June 2023
截至二零二三年六月三十日止六個月

16. MATERIAL RELATED PARTY TRANSACTIONS (CONTINUED)

(a) Related party transactions: (Continued)

Name of related parties 關連方名稱	Relationship 關係	Nature of transaction 交易性質	Notes 附註	For the six months ended 30 June 截至六月三十日止六個月	
				2023 二零二三年 RMB'000 人民幣千元 (Unaudited) (未經審核)	2022 二零二二年 RMB'000 人民幣千元 (Unaudited) (未經審核)
Henan Enji Pharmaceutical Company Limited 河南恩濟醫藥有限公司	Fellow subsidiary 同系附屬公司	Sales of goods 銷售貨物	(ii)(iii)	72	506
Shandong Neptunus Yinhe Pharmaceutical Company Limited 山東海王銀河醫藥有限公司	Fellow subsidiary 同系附屬公司	Sales of goods 銷售貨物	(ii)(iii)	6,274	5,800
Shenzhen Neptunus Pharmaceutical Company Limited 深圳海王藥業有限公司	Fellow subsidiary 同系附屬公司	Purchase of finished goods 購買製成品	(ii)(iii)	30,336	32,201
		Rental expense 租賃開支	(ii)(iii)	148	148
Shenzhen Neptunus Pharmaceutical Technology Research Company Limited ("Neptunus Research") 深圳海王醫藥科技研究院有限公司 (「海王研究院」)	Fellow subsidiary 同系附屬公司	Research and development income 研發收入	(iii)(v)	388	3
		Purchase of finished goods 購買製成品	(ii)(iii)	123	-

16. 重大關連方交易 (續)

(a) 關連方交易：(續)

Notes to the Condensed Consolidated Interim Financial Statements

簡明綜合中期財務報表附註

For the six months ended 30 June 2023

截至二零二三年六月三十日止六個月



16. MATERIAL RELATED PARTY TRANSACTIONS (CONTINUED)

16. 重大關連方交易(續)

(a) Related party transactions: (Continued)

(a) 關連方交易：(續)

Name of related parties 關連方名稱	Relationship 關係	Nature of transaction 交易性質	Notes 附註	For the six months ended 30 June 截至六月三十日止六個月	
				2023 二零二三年 RMB'000 人民幣千元 (Unaudited) (未經審核)	2022 二零二二年 RMB'000 人民幣千元 (Unaudited) (未經審核)
Guangxi Neptunus Yinhe Pharmaceutical Company Limited 廣西海王銀河醫藥有限公司	Fellow subsidiary 同系附屬公司	Sales of goods 銷售貨物	(ii)(iii)	54	57
Anyang Hengfeng Pharmaceutical Company, Limited 安陽恒峰醫藥有限公司	Fellow subsidiary 同系附屬公司	Sales of goods 銷售貨物	(ii)(iii)	41	454
Guangxi Guilin Neptunus Pharmaceutical Company Limited 廣西桂林海王醫藥有限公司	Fellow subsidiary 同系附屬公司	Sales of goods 銷售貨物	(ii)(iii)	1,201	1,180
Anhui Neptunus Guoan Pharmaceutical Company Limited 安徽海王國安醫藥有限公司	Fellow subsidiary 同系附屬公司	Sales of goods 銷售貨物	(ii)(iii)	301	324
Sulu Neptunus Pharmaceutical Group Company Limited 蘇魯海王醫藥集團有限公司	Fellow subsidiary 同系附屬公司	Sales of goods 銷售貨物	(ii)(iii)	102	46
Jining Neptunus Huasen Pharmaceutical Company Limited 濟寧海王華森醫藥有限公司	Fellow subsidiary 同系附屬公司	Sales of goods 銷售貨物	(ii)(iii)	96	104

Notes to the Condensed Consolidated Interim Financial Statements

簡明綜合中期財務報表附註

For the six months ended 30 June 2023
截至二零二三年六月三十日止六個月

16. MATERIAL RELATED PARTY TRANSACTIONS (CONTINUED)

(a) Related party transactions: (Continued)

Name of related parties 關連方名稱	Relationship 關係	Nature of transaction 交易性質	Notes 附註	For the six months ended 30 June 截至六月三十日止六個月	
				2023 二零二三年 RMB'000 人民幣千元 (Unaudited) (未經審核)	2022 二零二二年 RMB'000 人民幣千元 (Unaudited) (未經審核)
Zhoukou Renhe Pharmaceutical Company Limited 周口市仁和藥業有限公司	Fellow subsidiary 同系附屬公司	Sales of goods 銷售貨物	(ii)(iii)	571	1,248
Henan Neptunus Yinhe Pharmaceutical Company Limited 河南海王銀河醫藥有限公司	Fellow subsidiary 同系附屬公司	Sales of goods 銷售貨物	(ii)(iii)	442	296
Neptunus (Zhanjiang) Medical Company Limited 海王(湛江)醫藥有限公司	Fellow subsidiary 同系附屬公司	Sales of goods 銷售貨物	(ii)(iii)	383	13
Shaoyang Neptunus Pharmaceutical Company Limited 邵陽海王藥業有限公司	Fellow subsidiary 同系附屬公司	Sales of goods 銷售貨物	(ii)(iii)	183	331
Anhui Neptunus Pharmaceutical Group Company Limited 安徽海王醫藥集團有限公司	Fellow subsidiary 同系附屬公司	Sales of goods 銷售貨物	(ii)(iii)	427	430

16. 重大關連方交易(續)

(a) 關連方交易：(續)

Notes to the Condensed Consolidated Interim Financial Statements

簡明綜合中期財務報表附註

For the six months ended 30 June 2023
截至二零二三年六月三十日止六個月



16. MATERIAL RELATED PARTY TRANSACTIONS (CONTINUED)

16. 重大關連方交易(續)

(a) Related party transactions: (Continued)

(a) 關連方交易：(續)

Name of related parties 關連方名稱	Relationship 關係	Nature of transaction 交易性質	Notes 附註	For the six months ended 30 June 截至六月三十日止六個月	
				2023 二零二三年 RMB'000 人民幣千元 (Unaudited) (未經審核)	2022 二零二二年 RMB'000 人民幣千元 (Unaudited) (未經審核)
Nanning Neptunus Jiankang Bio-technology Company Limited 南寧海王健康生物科技有限公司	Related company 關連公司	Purchases of goods 購買貨物	(ii)(iv)	9,906	1,663
Jilin Neptunus Jiankang Bio-technology Company Limited 吉林海王健康生物科技有限公司	Related company 關連公司	Purchases of goods 購買貨物	(ii)(iv)	5,233	125
Jiangsu Nepstar Pharmaceutical Company Limited 江蘇海王星辰醫藥有限公司	Related company 關連公司	Sales of goods 銷售貨物	(ii)(iv)	3,111	1,041
Shenzhen Neptunus Yidianshao Pharmaceutical Company Limited (previously known as "Shenzhen Nepstar Pharmaceutical Company Limited") 深圳市海王易點藥醫藥有限公司 (前稱「深圳市海王星辰醫藥有限公司」)	Related company 關連公司	Sales of goods 銷售貨物	(ii)(iv)	4,259	3,122
Xinjiang Neptunus Pharmaceutical Company Limited 新疆海王醫藥有限公司	Fellow subsidiary 同系附屬公司	Sales of goods 銷售貨物	(ii)(iii)	331	185

Notes to the Condensed Consolidated Interim Financial Statements

簡明綜合中期財務報表附註

For the six months ended 30 June 2023
截至二零二三年六月三十日止六個月

16. MATERIAL RELATED PARTY TRANSACTIONS (CONTINUED)

(a) Related party transactions: (Continued)

Name of related parties 關連方名稱	Relationship 關係	Nature of transaction 交易性質	Notes 附註	For the six months ended 30 June 截至六月三十日止六個月	
				2023 二零二三年 RMB'000 人民幣千元 (Unaudited) (未經審核)	2022 二零二二年 RMB'000 人民幣千元 (Unaudited) (未經審核)
Kashi Neptunus Yinhe Pharmaceutical Company Limited 喀什海王銀河醫藥有限公司	Fellow subsidiary 同系附屬公司	Sales of goods 銷售貨物	(ii)(iii)	457	209
Henan Zuojinming Pharmaceutical Company Limited 河南佐今明醫藥有限公司	Fellow subsidiary 同系附屬公司	Sales of goods 銷售貨物	(ii)(iii)	17	412
Lu'an Neptunus Pharmaceutical Company Limited 六安海王醫藥有限公司	Fellow subsidiary 同系附屬公司	Sales of goods 銷售貨物	(ii)(iii)	48	145
Guangdong Neptunus Medical Group Company Limited 廣東海王醫藥集團有限公司	Fellow subsidiary 同系附屬公司	Sales of goods 銷售貨物	(ii)(iii)	1,114	286
Henan Guanbao Yuntong Pharmaceutical Company Limited 河南冠寶雲統藥業有限公司	Fellow subsidiary 同系附屬公司	Sales of goods 銷售貨物	(ii)(iii)	640	172
Shandong Neptunus Yangguang Xinnuo Pharmaceutical Company Limited 山東海王陽光信諾醫藥有限公司	Fellow subsidiary 同系附屬公司	Sales of goods 銷售貨物	(ii)(iii)	–	447

16. 重大關連方交易 (續)

(a) 關連方交易：(續)

Notes to the Condensed Consolidated Interim Financial Statements

簡明綜合中期財務報表附註

For the six months ended 30 June 2023
截至二零二三年六月三十日止六個月



16. MATERIAL RELATED PARTY TRANSACTIONS (CONTINUED)

16. 重大關連方交易(續)

(a) Related party transactions: (Continued)

(a) 關連方交易：(續)

Name of related parties 關連方名稱	Relationship 關係	Nature of transaction 交易性質	Notes 附註	For the six months ended 30 June 截至六月三十日止六個月	
				2023 二零二三年 RMB'000 人民幣千元 (Unaudited) (未經審核)	2022 二零二二年 RMB'000 人民幣千元 (Unaudited) (未經審核)
Fuzhou Nepstar Health Drugstore Chain Company Limited 福州海王星辰健康藥房連鎖有限公司	Related company 關連公司	Sales of goods 銷售貨物	(ii)(iv)	108	877
		Purchases of goods 購買貨物	(ii)(iv)	192	–
Heilongjiang Province Neptunus Pharmaceutical Company Limited 黑龍江省海王醫藥有限公司	Fellow subsidiary 同系附屬公司	Sales of goods 銷售貨物	(ii)(iii)	174	1,565
Shenzhen Neptunus Jiankang Shiye Company Limited 深圳市海王健康實業有限公司	Fellow subsidiary 同系附屬公司	Sales of goods 銷售貨物	(ii)(iii)	780	–
Binzhou Neptunus Huanghe Pharmaceutical Company Limited 濱州海王黃河醫藥有限公司	Fellow subsidiary 同系附屬公司	Sales of goods 銷售貨物	(ii)(iii)	105	–
Henan Dongsun Pharmaceutical Company Limited 河南東森醫藥有限公司	Fellow subsidiary 同系附屬公司	Sales of goods 銷售貨物	(ii)(iii)	221	–
Hubei Neptunus Pharmaceutical Group Company Limited 湖北海王醫藥集團有限公司	Fellow subsidiary 同系附屬公司	Sales of goods 銷售貨物	(ii)(iii)	104	–

Notes to the Condensed Consolidated Interim Financial Statements

簡明綜合中期財務報表附註

For the six months ended 30 June 2023
截至二零二三年六月三十日止六個月

16. MATERIAL RELATED PARTY TRANSACTIONS (CONTINUED)

(a) Related party transactions: (Continued)

Name of related parties 關連方名稱	Relationship 關係	Nature of transaction 交易性質	Notes 附註	For the six months ended 30 June 截至六月三十日止六個月	
				2023 二零二三年 RMB'000 人民幣千元 (Unaudited) (未經審核)	2022 二零二二年 RMB'000 人民幣千元 (Unaudited) (未經審核)
Shandong Neptunus Pharmaceutical Group Company Limited 山東海王醫藥集團有限公司	Fellow subsidiary 同系附屬公司	Sales of goods 銷售貨物	(ii)(iii)	221	–
Qingdao Huaren Medical Delivery Company Limited 青島華仁醫藥配送有限公司	Fellow subsidiary 同系附屬公司	Sales of goods 銷售貨物	(ii)(iii)	437	–
Neptunus Medical Delivery Services (Fujian) Company Limited Xiamen Branch 海王醫療配送服務(福建)有限公司廈門分公司	Fellow subsidiary 同系附屬公司	Sales of goods 銷售貨物	(ii)(iii)	527	–
Jilin Neptunus Jiankang Technology Development Company Limited 吉林海王健康科技發展有限公司	Fellow subsidiary 同系附屬公司	Sales of goods 銷售貨物	(ii)(iii)	4,233	–

16. 重大關連方交易(續)

(a) 關連方交易：(續)

Notes to the Condensed Consolidated Interim Financial Statements

簡明綜合中期財務報表附註

For the six months ended 30 June 2023

截至二零二三年六月三十日止六個月



16. MATERIAL RELATED PARTY TRANSACTIONS (CONTINUED)

(a) Related party transactions: (Continued)

Notes:

- (i) Neptunus Group leased office premises to the Group, the rental of office premises was charged at pre-agreed rate with reference to market rates.
- (ii) The purchases, sales and rental of storage were transacted in the normal course of business on the same terms as those charged to and contracted with other third party suppliers and customers.
- (iii) The ultimate parent company of these related parties is also the ultimate parent company of the Group.
- (iv) The director of the immediate parent company, Mr. Zhang Si Min is also the director of the ultimate parent company of the related company.
- (v) The research and development income are from technical development cooperation with Neptunus Research.

16. 重大關連方交易(續)

(a) 關連方交易：(續)

附註：

- (i) 海王集團向本集團出租辦公室物業，辦公室租金乃根據市場價格按預先同意費用收取。
- (ii) 已收到的購買、銷售及倉儲租賃費乃於一般業務過程中，按與其他第三方供應商及客戶所訂立的收取及訂約相同的條款進行。
- (iii) 此等關連方之最終母公司亦為本集團最終母公司。
- (iv) 直屬母公司董事張思民先生亦為關連公司最終母公司之董事。
- (v) 研發收入來自與海王研究院的技術開發合作。

Notes to the Condensed Consolidated Interim Financial Statements

簡明綜合中期財務報表附註

For the six months ended 30 June 2023
截至二零二三年六月三十日止六個月

16. MATERIAL RELATED PARTY TRANSACTIONS (CONTINUED)

(b) Outstanding balances with related parties

Name of related parties 關連方名稱

Amount due from immediate parent company	應收直屬母公司款項
Amount due from/to an intermediate parent company	應收/應付一間中間母公司款項
Amounts due from/to fellow subsidiaries:	應收/應付同系附屬公司款項：
Shenzhen Neptunus Pharmaceutical Co., Ltd	深圳海王藥業有限公司
Shandong Neptunus Yinhe Pharmaceutical Company Limited	山東海王銀河醫藥有限公司
Anhui Neptunus Pharmaceutical Group Company Limited	安徽海王醫藥集團有限公司
Henan Neptunus Pharmaceutical Group Company Limited	河南海王醫藥集團有限公司
Sulu Neptunus Pharmaceutical Group Company Limited	蘇魯海王醫藥集團有限公司
Shenzhen Quanyaowang Pharmaceutical Company Limited	深圳市全藥網藥業有限公司
Anyang Hengfeng Pharmaceutical Company Limited	安陽恒峰醫藥有限公司
Shenzhen Neptunus Property Management Company Limited	深圳市海王物業管理有限公司
Henan Neptunus Yinhe Pharmaceutical Company Limited	河南海王銀河醫藥有限公司
Shenzhen Neptunus Jiankang Shiye Company Limited	深圳市海王健康實業有限公司
Guangxi Guilin Neptunus Pharmaceutical Company Limited	廣西桂林海王醫藥有限公司

16. 重大關連方交易(續)

(b) 尚未清償的關連方結餘

Amounts due from related parties 應收關連方款項		Amounts due to related parties 應付關連方款項	
At 30 June 2023 於二零二三年六月三十日 RMB'000 人民幣千元 (Unaudited) (未經審核)	At 31 December 2022 於二零二二年十二月三十一日 RMB'000 人民幣千元 (Audited) (經審核)	At 30 June 2023 於二零二三年六月三十日 RMB'000 人民幣千元 (Unaudited) (未經審核)	At 31 December 2022 於二零二二年十二月三十一日 RMB'000 人民幣千元 (Audited) (經審核)
5	2	5,800	-
251	330	525	607
8,459	52	-	3,560
14,160	14,610	-	28
71	86	-	20
9,048	9,648	-	-
-	-	-	77
856	856	-	-
115	218	-	-
72	67	-	-
8	79	25	24
139	122	-	-
235	579	-	62

Notes to the Condensed Consolidated Interim Financial Statements

簡明綜合中期財務報表附註

For the six months ended 30 June 2023

截至二零二三年六月三十日止六個月

16. MATERIAL RELATED PARTY TRANSACTIONS (CONTINUED)

(b) Outstanding balances with related parties (Continued)

Name of related parties 關連方名稱	Amounts due from related parties 應收關連方款項		Amounts due to related parties 應付關連方款項	
	At 30 June 2023 於二零二三年六月三十日 RMB'000 人民幣千元 (Unaudited) (未經審核)	At 31 December 2022 於二零二二年十二月三十一日 RMB'000 人民幣千元 (Audited) (經審核)	At 30 June 2023 於二零二三年六月三十日 RMB'000 人民幣千元 (Unaudited) (未經審核)	At 31 December 2022 於二零二二年十二月三十一日 RMB'000 人民幣千元 (Audited) (經審核)
Shaoyang Neptunus Pharmaceutical Company Limited 邵陽海王醫藥有限公司	-	-	45	-
Qingdao Huaren Pharmaceutical Distribution Company Limited 青島華仁醫藥配送有限公司	158	206	-	-
Guangxi Neptunus Yinhe Pharmaceutical Company Limited 廣西海王銀河醫藥有限公司	-	-	-	8
Heilongjiang Province Neptunus Pharmaceutical Company Limited 黑龍江省海王醫藥有限公司	145	512	-	-
Henan Enji Pharmaceutical Company Limited 河南恩濟藥業有限公司	87	285	-	-
Neptunus (Shaoguan) Medical Company Limited 海王(韶關)醫藥有限公司	-	-	-	20
Kashi Neptunus Yinhe Pharmaceutical Company Limited 喀什海王銀河醫藥有限公司	-	-	-	58
Guangdong Neptunus Medical Group Company Limited 廣東海王醫藥集團有限公司	16,304	19,416	-	15
Henan Guanbao Yuntong Pharmaceutical Company Limited 河南冠寶雲統藥業有限公司	263	375	-	-
Henan Zuojinming Pharmaceutical Company Limited 河南佐今明醫藥有限公司	-	96	146	-
Zhoukou Renhe Pharmaceutical Company Limited 周口市仁和藥業有限公司	51	114	-	-
Shenzhen Shenye Pharmaceutical Development Company Limited 深圳市深業醫藥發展有限公司	452	132	-	-
Henan Dongsun Pharmaceutical Company Limited 河南東森醫藥有限公司	65	20	-	-
Xinjiang Neptunus Pharmaceutical Company Limited 新疆海王醫藥有限公司	94	-	-	-
Jilin Neptunus Jiankang Technology Development Company Limited 吉林海王健康科技發展有限公司	11,417	12,723	-	-

16. 重大關連方交易(續)

(b) 尚未清償的關連方結餘(續)

Name of related parties 關連方名稱	Amounts due from related parties 應收關連方款項		Amounts due to related parties 應付關連方款項	
	At 30 June 2023 於二零二三年六月三十日 RMB'000 人民幣千元 (Unaudited) (未經審核)	At 31 December 2022 於二零二二年十二月三十一日 RMB'000 人民幣千元 (Audited) (經審核)	At 30 June 2023 於二零二三年六月三十日 RMB'000 人民幣千元 (Unaudited) (未經審核)	At 31 December 2022 於二零二二年十二月三十一日 RMB'000 人民幣千元 (Audited) (經審核)
Shaoyang Neptunus Pharmaceutical Company Limited 邵陽海王醫藥有限公司	-	-	45	-
Qingdao Huaren Pharmaceutical Distribution Company Limited 青島華仁醫藥配送有限公司	158	206	-	-
Guangxi Neptunus Yinhe Pharmaceutical Company Limited 廣西海王銀河醫藥有限公司	-	-	-	8
Heilongjiang Province Neptunus Pharmaceutical Company Limited 黑龍江省海王醫藥有限公司	145	512	-	-
Henan Enji Pharmaceutical Company Limited 河南恩濟藥業有限公司	87	285	-	-
Neptunus (Shaoguan) Medical Company Limited 海王(韶關)醫藥有限公司	-	-	-	20
Kashi Neptunus Yinhe Pharmaceutical Company Limited 喀什海王銀河醫藥有限公司	-	-	-	58
Guangdong Neptunus Medical Group Company Limited 廣東海王醫藥集團有限公司	16,304	19,416	-	15
Henan Guanbao Yuntong Pharmaceutical Company Limited 河南冠寶雲統藥業有限公司	263	375	-	-
Henan Zuojinming Pharmaceutical Company Limited 河南佐今明醫藥有限公司	-	96	146	-
Zhoukou Renhe Pharmaceutical Company Limited 周口市仁和藥業有限公司	51	114	-	-
Shenzhen Shenye Pharmaceutical Development Company Limited 深圳市深業醫藥發展有限公司	452	132	-	-
Henan Dongsun Pharmaceutical Company Limited 河南東森醫藥有限公司	65	20	-	-
Xinjiang Neptunus Pharmaceutical Company Limited 新疆海王醫藥有限公司	94	-	-	-
Jilin Neptunus Jiankang Technology Development Company Limited 吉林海王健康科技發展有限公司	11,417	12,723	-	-

Notes to the Condensed Consolidated Interim Financial Statements

簡明綜合中期財務報表附註

For the six months ended 30 June 2023
截至二零二三年六月三十日止六個月

16. MATERIAL RELATED PARTY TRANSACTIONS (CONTINUED)

(b) Outstanding balances with related parties (Continued)

Name of related parties 關連方名稱				
Neptunus Research	海王研究院	-	-	48
Tengzhou Neptunus Pharmaceutical Company Limited	滕州海王醫藥有限公司	-	-	4
Neptunus (Zhanjiang) Medical Company Limited	海王(湛江)醫藥有限公司	-	-	55
Xinjiang Neptunus Hongkang Medical Technology Company Limited	新疆海王弘康醫藥科技有限公司	-	-	1
Binzhou Neptunus Huanghe Pharmaceutical Company Limited	濱州海王黃河醫藥有限公司	-	-	99
Xinjiang Neptunus Xinjia Pharmaceutical Company Limited	新疆海王欣嘉醫藥有限公司	-	-	7
Hubei Neptunus Deming Pharmaceutical Company Limited	湖北海王德明醫藥有限公司	13	12	16
Shenzhen Neptunus Media Jiankang Company Limited	深圳市海王醫藥健康有限責任公司	32	32	-
Heze Neptunus Pharmaceutical Co., Ltd.	荷澤海王醫藥有限公司	-	5	-
Hubei Neptunus Pharmaceutical Group Company Limited	湖北海王醫藥集團有限公司	8	43	-
Luan Neptunus Pharmaceutical Company Limited	六安海王醫藥有限公司	-	-	55
Jiangsu Neptunus Pharmaceutical Company Limited	江蘇海王醫藥有限公司	-	-	17
Jining Neptunus Huasen Pharmaceutical Company Limited	濟寧海王華森醫藥有限公司	-	-	18
Neptunus Medical Delivery Services (Fujian) Company Limited Xiamen Branch	海王醫療配送服務(福建)有限公司廈門分公司	213	-	-
		62,465	60,288	280

16. 重大關連方交易(續)

(b) 尚未清償的關連方結餘(續)

Amounts due from related parties 應收關連方款項		Amounts due to related parties 應付關連方款項	
At 30 June 2023 於二零二三年六月三十日 RMB'000 人民幣千元 (Unaudited) (未經審核)	At 31 December 2022 於二零二二年十二月三十一日 RMB'000 人民幣千元 (Audited) (經審核)	At 30 June 2023 於二零二三年六月三十日 RMB'000 人民幣千元 (Unaudited) (未經審核)	At 31 December 2022 於二零二二年十二月三十一日 RMB'000 人民幣千元 (Audited) (經審核)
-	-	48	789
-	-	-	4
-	-	-	55
-	-	-	1
-	-	-	99
-	-	-	7
13	12	16	-
32	32	-	-
-	5	-	-
8	43	-	18
-	-	-	55
-	-	-	17
-	-	-	18
213	-	-	-
62,465	60,288	280	4,935

Notes to the Condensed Consolidated Interim Financial Statements

簡明綜合中期財務報表附註

For the six months ended 30 June 2023
截至二零二三年六月三十日止六個月



16. MATERIAL RELATED PARTY TRANSACTIONS (CONTINUED)

(b) Outstanding balances with related parties (Continued)

Name of related parties 關連方名稱	Note 附註	Amounts due from related parties 應收關連方款項		Amounts due to related parties 應付關連方款項	
		At 30 June 2023 於二零二三年 六月三十日 RMB'000 人民幣千元 (Unaudited) (未經審核)	At 31 December 2022 於二零二二年 十二月三十一日 RMB'000 人民幣千元 (Audited) (經審核)	At 30 June 2023 於二零二三年 六月三十日 RMB'000 人民幣千元 (Unaudited) (未經審核)	At 31 December 2022 於二零二二年 十二月三十一日 RMB'000 人民幣千元 (Audited) (經審核)
Amounts due from/to related companies:	應收/應付關連公司款項：				
Shenzhen Neptunus Yidiangao Pharmaceutical Company Limited	深圳市海王易點藥醫藥有限 公司	710	1,035	-	-
Jiangsu Nepstar Pharmaceutical Company Limited	江蘇海王星辰醫藥有限公司	1,147	749	-	-
Jilin Neptunus Jiangkang Bio-technology Company Limited	吉林海王健康生物科技 有限公司	-	-	5,697	2,045
Nanning Neptunus Jiangkang Bio-technology Company Limited	南寧海王健康生物科技 有限公司	1,630	2,202	-	-
Shenzhen Nepstar Health Drugstore Chain Company Limited	深圳市海王星辰健康藥房連鎖 有限公司	4	4	-	-
Liaoning Province Nepstar Pharmaceutical Trading Company Limited	遼寧省海王星辰醫藥貿易有限 公司	134	497	-	-
Shenzhen Neptunus Dayuancao BioTechnique Company Limited	深圳海王大元草生物科技有限 公司	-	-	48	260
Fuzhou Nepstar Jiankang Drugstore Chain Company Limited	福州海王星辰健康藥房連鎖有 限公司	-	-	-	195
		3,625	4,487	5,745	2,500
Amount due to a non-controlling shareholder	應付非控股股東款項	-	-	-	20,247
		66,346	65,107	12,350	28,289

* The English translation of the Chinese name in these consolidated financial statements, where indicated, is included for information purpose only.

16. 重大關連方交易(續)

(b) 尚未清償的關連方結餘(續)

Name of related parties 關連方名稱	Note 附註	Amounts due from related parties 應收關連方款項		Amounts due to related parties 應付關連方款項	
		At 30 June 2023 於二零二三年 六月三十日 RMB'000 人民幣千元 (Unaudited) (未經審核)	At 31 December 2022 於二零二二年 十二月三十一日 RMB'000 人民幣千元 (Audited) (經審核)	At 30 June 2023 於二零二三年 六月三十日 RMB'000 人民幣千元 (Unaudited) (未經審核)	At 31 December 2022 於二零二二年 十二月三十一日 RMB'000 人民幣千元 (Audited) (經審核)
Amounts due from/to related companies:	應收/應付關連公司款項：				
Shenzhen Neptunus Yidiangao Pharmaceutical Company Limited	深圳市海王易點藥醫藥有限 公司	710	1,035	-	-
Jiangsu Nepstar Pharmaceutical Company Limited	江蘇海王星辰醫藥有限公司	1,147	749	-	-
Jilin Neptunus Jiangkang Bio-technology Company Limited	吉林海王健康生物科技 有限公司	-	-	5,697	2,045
Nanning Neptunus Jiangkang Bio-technology Company Limited	南寧海王健康生物科技 有限公司	1,630	2,202	-	-
Shenzhen Nepstar Health Drugstore Chain Company Limited	深圳市海王星辰健康藥房連鎖 有限公司	4	4	-	-
Liaoning Province Nepstar Pharmaceutical Trading Company Limited	遼寧省海王星辰醫藥貿易有限 公司	134	497	-	-
Shenzhen Neptunus Dayuancao BioTechnique Company Limited	深圳海王大元草生物科技有限 公司	-	-	48	260
Fuzhou Nepstar Jiankang Drugstore Chain Company Limited	福州海王星辰健康藥房連鎖有 限公司	-	-	-	195
		3,625	4,487	5,745	2,500
Amount due to a non-controlling shareholder	應付非控股股東款項	-	-	-	20,247
		66,346	65,107	12,350	28,289

* 在指明的情況下，本綜合財務報表內中文名稱的英文翻譯僅為提供資料之用。

Notes to the Condensed Consolidated Interim Financial Statements

簡明綜合中期財務報表附註

For the six months ended 30 June 2023
截至二零二三年六月三十日止六個月

16. MATERIAL RELATED PARTY TRANSACTIONS (CONTINUED)

(b) Outstanding balances with related parties (Continued)

The balances with related parties are unsecured, interest-free and repayable on demand.

The Group's amounts due from/to related parties which are of trade nature and non-trade nature, consisted of the following:

16. 重大關連方交易(續)

(b) 尚未清償的關連方結餘(續)

與關連方的結餘為無抵押、免息及須按要求償還。

本集團為貿易性質及非貿易性質之應收/應付關連方款項包括下列各項：

	Amounts due from related parties 應收關連方款項		Amounts due to related parties 應付關連方款項	
	At 30 June 2023 於二零二三年六月三十日 RMB'000 人民幣千元 (Unaudited) (未經審核)	At 31 December 2022 於二零二二年十二月三十一日 RMB'000 人民幣千元 (Audited) (經審核)	At 30 June 2023 於二零二三年六月三十日 RMB'000 人民幣千元 (Unaudited) (未經審核)	At 31 December 2022 於二零二二年十二月三十一日 RMB'000 人民幣千元 (Audited) (經審核)
Trade nature				
Amounts due from/to fellow subsidiaries	62,393	60,221	280	4,935
Amounts due from/to related companies	3,625	4,487	5,745	2,500
	66,018	64,708	6,025	7,435
Non-trade nature				
Amount due from immediate parent company	5	2	5,800	-
Amount due from/to an intermediate parent company	251	330	525	607
Amounts due from/to fellow subsidiaries	72	67	-	-
Amounts due to a non-controlling shareholder	-	-	-	20,247
	328	399	6,325	20,854
	66,346	65,107	12,350	28,289

Notes to the Condensed Consolidated Interim Financial Statements

簡明綜合中期財務報表附註

For the six months ended 30 June 2023
截至二零二三年六月三十日止六個月



16. MATERIAL RELATED PARTY TRANSACTIONS (CONTINUED)

(b) Outstanding balances with related parties (Continued)

The ageing analysis of amounts due from related parties arising from the ordinary course of business which are of trade nature, based on invoice date is as follows:

Within 3 months	3個月內
More than 3 months but less than 12 months	超過3個月但少於12個月
Over 12 months	超過12個月

At 30 June 2023 於二零二三年 六月三十日 RMB'000 人民幣千元 (Unaudited) (未經審核)	At 31 December 2022 於二零二二年 十二月三十一日 RMB'000 人民幣千元 (Audited) (經審核)
19,803	51,951
32,229	2,666
13,986	10,091
66,018	64,708

The ageing analysis of amounts due to related parties arising from the ordinary course of business which are of trade nature, based on invoice date is as follows:

Within 3 months	3個月內
Over 12 months	超過12個月

At 30 June 2023 於二零二三年 六月三十日 RMB'000 人民幣千元 (Unaudited) (未經審核)	At 31 December 2022 於二零二二年 十二月三十一日 RMB'000 人民幣千元 (Audited) (經審核)
6,025	7,077
-	358
6,025	7,435

16. 重大關連方交易(續)

(b) 尚未清償的關連方結餘(續)

於日常業務過程中產生屬貿易性質的應收關連方款項賬齡分析按發票日期劃分如下：

於日常業務過程中產生屬貿易性質的應付關連方款項賬齡分析按發票日期劃分如下：

Notes to the Condensed Consolidated Interim Financial Statements

簡明綜合中期財務報表附註

For the six months ended 30 June 2023
截至二零二三年六月三十日止六個月

16. MATERIAL RELATED PARTY TRANSACTIONS (CONTINUED)

(c) Key management personnel remuneration

Short-term employee benefits 短期僱員福利
Post-employment benefits 退休福利

16. 重大關連方交易(續)

(c) 主要管理人員薪酬

For the six months ended 30 June
截至六月三十日止六個月

2023 二零二三年 RMB'000 人民幣千元 (Unaudited) (未經審核)	2022 二零二二年 RMB'000 人民幣千元 (Unaudited) (未經審核)
4,310	3,644
246	248
4,556	3,892

Management Discussion and Analysis

管理層討論及分析



BUSINESS REVIEW

During the Reporting Period, the Group was principally engaged in the research and development, manufacturing and selling of medicines, and the purchase and sales of medicines and healthcare food products in the PRC. The medicines being sold by the Group mainly cover several therapeutic areas which are oncology, cardiovascular system, respiratory system, digestive system and mental disorders.

Research and Development, Manufacturing and Selling of Medicines and Medical Devices

The Group has two pharmaceutical production bases, which are respectively located in Jin'an District, Fuzhou, Fujian Province, the PRC ("Fuzhou Production Base") and Miyun Economic Development Zone, Beijing City, the PRC ("Beijing Production Base"). The Fuzhou Production Base possesses 366 Guo Yao Zhun Zi approval documents for Chinese medicines (including more than a dozen of dosage forms such as tablets, capsules, granules, oral solutions and tinctures) and chemical medicines (which include various dosage forms namely tablets, capsules, granules, small volume injections and large volume injections) in total, of which 235 varieties are included in the "Catalogue of Drugs for Basic National Medical Insurance" (國家基本醫療保險藥品目錄), and 146 products are included in the "National Essential Drug List" (國家基本藥品目錄). In addition, the Fuzhou Production Base is the only narcotic production base in Fujian Province designated by the State. The Beijing Production Base mainly produces chemical medicines (tablets, hard capsules and powders) and holds 137 Guo Yao Zhun Zi approval documents, of which 89 products are included in the "Catalogue of Drugs for Basic National Medical Insurance" and 60 products are included in the "National Essential Drug List".

The Group's research and development work mainly fulfills the internal development demands of the Group through conducting independent research and development and cooperation with external research and development institutions. Three pharmaceutical manufacturing subsidiaries of the Company are recognized as high-tech enterprises and all of them are entitled to enjoy preferential corporate income tax treatment for high-tech enterprises. Over the years, the Group has consistently promoted its research and development innovation strategy and continued to invest in the consistency evaluation of generic medicine and the research and development of new medicines. Currently, the Group owns a total of 35 patents for inventions. In respect of consistency evaluation, four of the Group's products have passed the consistency evaluation, including Sodium Bicarbonate Tablets (碳酸氫鈉片), Norfloxacin Capsules (諾氟沙星

業務回顧

本集團於報告期間主要在中國從事藥品的研發、生產及銷售，以及藥品及保健食品的購銷。本集團銷售的藥品主要涵蓋腫瘤、心血管系統、呼吸系統、消化系統、精神障礙等多個治療領域。

藥品及醫療器械研發、生產及銷售

本集團擁有兩個藥品生產基地，分別位於中國福建省福州市晉安區(「福州生產基地」)及中國北京市密雲經濟開發區(「北京生產基地」)。福州生產基地擁有中成藥(含片劑、膠囊劑、顆粒劑、口服液、酏劑等十幾個劑型)和化藥(含片劑、膠囊劑、顆粒劑、小容量注射劑、大容量注射劑等多個劑型)共366個國藥准字批准文號，其中有235個品規入選了國家基本醫療保險藥品目錄，有146個品規入選了國家基本藥品目錄。同時，福州生產基地是國家在福建省唯一指定的麻醉品生產基地。北京生產基地主要生產化藥(含片劑、硬膠囊劑、散劑)，持有137個國藥准字批准文號，其中有89個品規入選了國家基本醫療保險藥品目錄，有60個品規入選了國家基本藥品目錄。

本集團研發工作主要通過自主研發和與外部研發機構合作的方式滿足本集團的內部發展需求。本公司旗下現有三家製藥附屬公司，均為國家高新技術企業，可享受高新技術企業所得稅優惠政策。多年來，本集團始終堅持推進研發創新戰略，持續投入仿製藥一致性評價及新藥研發。目前本集團一共擁有35項發明專利。在一致性評價方面，本集團有4個品種已通過一致性評價，包括碳酸氫鈉片、諾氟沙星膠囊、鹽酸二甲雙胍片及鹽酸普萘洛爾片。另有數個品種的一致性評價工作正在有序推進中，其中維生素B6片已完成評



Management Discussion and Analysis 管理層討論及分析

膠囊), Metformin Hydrochloride Tablets (鹽酸二甲雙胍片) and Propranolol Hydrochloride Tablets (鹽酸普萘洛爾片). The consistency evaluation of several other products is being carried out in an orderly manner, including Vitamin B6 Tablets (維生素 B6片), which evaluation have been completed and are still pending approval, and Benzhexol Hydrochloride Tablets (鹽酸苯海索片) and Vitamin B1 Tablets (維生素 B1片), which have both completed the process verification for consistency evaluation. In the aspect of research and development of new medicines, Doxofylline Injection (多索茶鹼注射液), which was commissioned by the Company's pharmaceutical subsidiary, has been approved. Concentrated Sodium Potassium Magnesium Calcium Injection (鈉鉀鎂鈣注射用濃溶液) has also obtained approval. The Group also possesses various new drugs and exclusive products with self-owned intellectual property rights, including Tegafur, Gimeracil and Oteracil Potassium Tablets (the "TGO Tablets" or 替吉奧片, a drug for anti-gastric cancer), Xiaozheng Yigan Tablets (消症益肝片, an anti-liver-cancer drug), Proteoglycan Tablets (多糖蛋白片, for enhancing the immune system), Biyuan Capsules (鼻淵膠囊, an anti-rhinitis medicine), Amaranth Berberine Capsules (莨菪黃連素膠囊, a drug for acute diarrhea), Disodium Glycyrrhizinate (甘草酸二鈉, a drug for anti-inflammatory and liver protection), Spironolactone Tablets (螺內酯片, a drug for auxiliary diuresis), Ligustrazine Phosphate Tablets (磷酸川芎嗪片, a drug for ischemic cerebrovascular disease), Pre-filled Catheter Flusher (預充式導管沖洗器, a Class III medical device) and HTK Myocardial Protection Cardioplegic Solution (HTK 心肌保護停跳液, a Class III medical device).


During the Reporting Period, the two pharmaceutical manufacturing subsidiaries of the Group located in Fujian, in accordance with the established strategies, unified sales policies, complemented each other's strengths, shared resources, opened accounts on an interchangeable basis and integrated development to fully expand the market for key products, basically achieving full coverage of the sales network inside the province, while making use of the national marketing resources of the Neptunus head office and customers' resources to carry out incremental development outside the province. At the same time, they developed the sales layout of distribution channels by dividing them into three major channels according to the characteristics of the products: omni-channel sales, controlled sales and e-commerce sales, and have been continuously developing sales channels and adopting a complementary approach between medical institutions and the distribution market, so as to consolidate and develop the share of our original advantageous products in the medical institutions. The continuous efforts made by these pharmaceutical manufacturing subsidiaries in the

審仍在等待審批，鹽酸苯海索片及維生素B1片均已完成一致性評價工藝驗證。在新藥研發方面，本公司製藥附屬公司受託生產的多索茶鹼注射液已獲得批件，鈉鉀鎂鈣注射用濃溶液亦已獲得批件。本集團還擁有多項自主知識產權獨家產品，如抗胃癌藥替吉奧片、抗肝癌藥消症益肝片、提高免疫力的多糖蛋白片、抗鼻炎用藥鼻淵膠囊、急性腹瀉用藥莨菪黃連素膠囊、抗炎保肝用藥甘草酸二鈉、輔助性利尿藥螺內酯片、缺血性腦血管疾病用藥磷酸川芎嗪片、預充式導管沖洗器(國家第三類醫療器械產品)以及HTK心肌保護停跳液(國家第三類醫療器械產品)等。

於報告期間，本集團位於福建的兩家製藥附屬公司按照既定戰略，統一銷售政策、優勢互補、資源共配，交叉開戶，融合發展充分拓展重點產品市場，在省內基本做到銷售網絡全覆蓋，在省外則利用海王總部的全國市場資源及客戶資源進行增量開發，同時根據產品的特性劃分全渠道銷售、控銷銷售、電商銷售三大渠道進行流通渠道銷售佈局，不斷開拓銷售渠道，採取醫療機構與流通市場互補方式，鞏固和發展原有優勢產品在醫療機構的佔有份額。該等製藥附屬公司在生產、產品質量、銷售、庫存、價格等方面的做出的不斷努力，不僅保證了業務的穩健發展，也為本集團的盈利作出了較大貢獻。而本集團位於北京的製藥附屬公司北京海王中新藥業股份有限

Management Discussion and Analysis

管理層討論及分析



areas of production, product quality, sales, inventory and pricing have not only ensured the steady development of the business, but also contributed significantly to the Group's profitability. Beijing Neptunus Zhongxin Pharmaceutical Co., Ltd.* (北京海王中新藥業股份有限公司, "Neptunus Zhongxin"), a pharmaceutical manufacturing subsidiary of the Group located in Beijing, actively responded to the difficult and tense development situation faced by the domestic chemical raw materials pharmaceuticals and the tremendous challenges brought about during the Reporting Period, and promptly followed the industry policies and the market changes by means of expanding production capacity, increasing products, strictly enforcing the quality control, adjusting the portfolio structure, transforming the marketing model and the team, etc., closely focusing on the strategic layout of "shifting products from low gross profit to high gross profit, and shifting the sales team from regional to national", strengthening budget and compliance management, reducing costs and increasing efficiency, and further improving risk control, the operating condition improved and the sales increased over the corresponding period of last year.

Purchase and Sales of Medicines and Healthcare Food Products

Currently, the main products distributed and sold by the Group are medicines and healthcare food products manufactured by the Group and its parent company group, which include the well-known product series of the Neptunus Ginkgo Leaves Tablets (海王銀杏葉片) and Neptunus Jinzun (海王金樽). Such products are mainly distributed to the end medical institutions through professional sales promotion companies and to the end users through large and medium-sized chain pharmacies.

During the Reporting Period, the implementation of the policies of the new healthcare reform adversely affected the sales of retail pharmacies, which in turn affected the business of the Group's medicines and healthcare food purchase and sales division to a certain extent, and it is expected that such impact may increase in the future. In order to stabilize its business and safeguard its long-term development, the Group's medicines and healthcare food products division will continue to be focused on integrated planning and timely adjusted its sales strategies, focusing on the sales of key products and vigorously developing the healthcare food products market to actively address adverse impacts to drive results growth. During the Reporting Period, the results of the Group's medicines and healthcare food purchase and sales division increased as compared with the corresponding period of last year.

公司(「海王中新」), 於報告期間積極應對國內化學原料藥面臨的艱巨而緊張的發展形勢及帶來的艱巨挑戰, 適時通過擴產能、增產品、嚴把質量關、調整產品結構、營銷模式及隊伍轉型等方式, 緊跟行業政策及市場變化, 緊緊圍繞「產品由低毛利向高毛利轉變、銷售隊伍由區域向全國轉變」的戰略佈局, 強化預算及合規管理、降本增效, 進一步完善風險管控, 經營狀況較同期得到提升, 銷售較去年同期也有所增長。

藥品及保健食品購銷

目前, 本集團主要代理和銷售本集團及母公司集團自產的藥品及保健食品, 其中包括著名的海王銀杏葉片系列產品和海王金樽系列產品。代理產品主要通過專業銷售推廣公司分銷至終端醫療機構以及通過大中型連鎖藥店銷售給終端客戶。

於報告期間, 新醫保改革政策的落實, 對零售藥店的銷售帶來不利影響, 繼而在一定程度上影響了本集團藥品與保健食品購銷分部的業務, 且預計該影響在未來將可能擴大。為穩定業務, 保障長遠發展, 本集團藥品及保健食品購銷分部將繼續著眼統籌規劃, 及時調整銷售策略, 著重於重點產品的銷售, 並大力開發保健食品市場, 積極消除不利影響, 帶動業績的增長。於報告期間, 本集團藥品與保健食品購銷分部之業績較去年同期有所增長。

FINANCIAL REVIEW

The Group's revenue during the Reporting Period was approximately RMB555,531,000, representing an increase of 26.58% from approximately RMB438,869,000 for the corresponding period of last year. In relation to the Group's revenue, approximately RMB407,492,000, which amounted to approximately 73.35% of the Group's total revenue, was derived from the manufacturing and selling of medicines segment, while approximately RMB148,039,000, which amounted to approximately 26.65% of the Group's total revenue, was derived from the sales and distribution of medicines and healthcare products segment. During the Reporting Period, the revenue from the Group's manufacturing and selling of medicines segment increased by approximately 31.37% as compared with the corresponding period of last year, while the revenue from the sales and distribution of medicines and healthcare products segment increased by approximately 15.04% as compared with the corresponding period of last year. Therefore, the overall revenue of the Group increased.

During the Reporting Period, the Group's gross profit margin was approximately 44%, representing an increase of approximately 1% from approximately 43% for the corresponding period of last year. The increase in gross profit margin was mainly attributable to reasons such as the impact of the COVID-19 during the current period and the increase in sales of products with high gross profit margin.

The Group's gross profit during the Reporting Period was approximately RMB245,316,000, representing an increase of approximately 30.59% from approximately RMB187,858,000 for the corresponding period of last year. The increase was mainly attributable to the increase in the Group's overall gross profit margin and the revenue.

During the Reporting Period, the Group's selling and distribution expenses were approximately RMB147,759,000, representing an increase of approximately 36.55% from approximately RMB108,208,000 for the corresponding period of last year. The increase in selling and distribution expenses was mainly because the Group's overall revenue increased, and thus the selling and distribution expenses increased as a result.

The Group's administrative expenses for the Reporting Period were approximately RMB41,207,000, basically the same as compared with approximately RMB41,600,000 for the corresponding period of last year.

財務回顧

本集團於報告期間之收入約為人民幣555,531,000元，較去年同期約人民幣438,869,000元上升約26.58%。於本集團收入中，約人民幣407,492,000元來自於生產和銷售藥品分部，佔本集團總收入約73.35%；約人民幣148,039,000元來自於銷售及分銷藥品及保健品分部，佔本集團總收入約26.65%。於報告期間，本集團生產和銷售藥品分部的收入較去年同期上升約31.37%；銷售及分銷藥品及保健品分部的收入較去年同期上升約15.04%。因此本集團整體收入有所上升。

本集團於報告期間之毛利率約為44%，較去年同期約43%上升約1個百分點。毛利率較去年上升主要是因為本期受新冠疫情影響，高毛利率品種的銷售有所增長等因素。


本集團於報告期間之毛利約為人民幣245,316,000元，較去年同期約人民幣187,858,000元上升約30.59%。毛利的上升主要是因為本集團整體毛利率及收入均有所增長。

本集團於報告期間之銷售及分銷開支約為人民幣147,759,000元，較去年同期約人民幣108,208,000元上升約36.55%。銷售及分銷開支上升主要由於隨本集團整體收入的增長，銷售及分銷開支相應增加。

本集團於報告期間之行政開支約為人民幣41,207,000元，較去年同期約人民幣41,600,000元基本持平。

Management Discussion and Analysis

管理層討論及分析



During the Reporting Period, the Group's other operating expenses amounted to approximately RMB24,053,000, representing an increase of approximately 15.97% from approximately RMB20,740,000 for the corresponding period of last year. The increase was mainly because the larger increase in impairment of inventories and increase in research and development expenses.

The Group's finance costs for the Reporting Period amounted to approximately RMB3,247,000, basically the same as compared with approximately RMB3,162,000 for the corresponding period of last year.

For the reasons above, the Group's profit after tax increased from approximately RMB17,835,000 for the corresponding period of last year to approximately RMB31,090,000 for the Reporting Period, representing an increase of approximately 74.32%. Profit attributable to the owners of the Company increased from approximately RMB20,344,000 for the corresponding period of last year to approximately RMB29,881,000 for the Reporting Period, representing an increase of approximately 46.88%.

LIQUIDITY AND FINANCIAL RESOURCES

The Group usually finances its operating and investing activities with its internal financial resources and bank loans. The Group's transactions are mainly denominated in Renminbi and the Group reviews its demand for working capital and financing on a regular basis.

Banking facilities

As at 30 June 2023, the Group had short-term bank borrowings of RMB81,090,000.

PLEDGE OF ASSETS

As at 30 June 2023, the available banking facilities of RMB57,064,000 of the Group were secured by pledge of its buildings and the pledged buildings were stated at an aggregate value of approximately RMB24,271,000.

FOREIGN CURRENCY RISK

During the Reporting Period, the Group's operating revenue, major selling costs and capital expenditure were denominated in RMB. As at 30 June 2023, the Group's cash and cash equivalents were mainly denominated in RMB. As such, the foreign currency risk facing the Group is limited. Currently, the Group has not adopted any financial instrument for hedging purposes.

本集團於報告期間之其他經營開支約為人民幣24,053,000元，較去年同期約人民幣20,740,000元上升約15.97%。其他經營開支上升主要是由於存貨減值增幅較大及研發支出有所增加。

本集團於報告期間之財務成本約為人民幣3,247,000元，較去年同期約人民幣3,162,000元基本持平。

由於上述原因，本集團於報告期間之稅後溢利約為人民幣31,090,000元，較去年同期約人民幣17,835,000元上升約74.32%；本公司於報告期間之擁有人應佔溢利約為人民幣29,881,000元，較去年同期約人民幣20,344,000元上升約46.88%。

流動資金及財務資源

本集團一般以內部財務資源及銀行貸款作為其經營及投資活動之資金。本集團之交易主要以人民幣列值，並定期檢討對營運資金及融資的需要。

銀行融資

於二零二三年六月三十日，本集團之短期銀行借款為人民幣81,090,000元。

資產抵押

於二零二三年六月三十日，本集團已動用之銀行融資為人民幣57,064,000元，以其房屋作抵押，且已抵押房屋的賬面價值合計約人民幣24,271,000元。

匯率風險

於報告期間，本集團之經營收入、主要銷售成本及資本開支均以人民幣列值。於二零二三年六月三十日，本集團現金及現金等價物主要以人民幣列值。因此，本集團面臨的匯率風險不大。目前本集團並無採用任何金融工具作對沖用途。



Management Discussion and Analysis 管理層討論及分析

GEARING RATIO

As at 30 June 2023, the gearing ratio of the Group, calculated by dividing the total borrowings by total equity and multiplied by 100%, was approximately 37.97% (31 December 2022: approximately 44.06%).

SIGNIFICANT INVESTMENT HELD

Save as disclosed in this report, there was no other significant investment held by the Company during the Reporting Period.

CAPITAL STRUCTURE

During the Reporting Period, there has been no change in the capital structure of the Company. The capital of the Company comprises its shares and other reserves.

INTERIM DIVIDEND

The Board did not recommend the payment of any interim dividend for the Reporting Period (2022: Nil).

MATERIAL ACQUISITIONS AND DISPOSALS OF SUBSIDIARIES, ASSOCIATES AND JOINT VENTURES

The Group had not made any material acquisitions and disposals of subsidiaries, associates, and joint ventures during the Reporting Period.

CONTINGENT LIABILITY

As at 30 June 2023, the Group had no significant contingent liabilities.

FUTURE PLANS FOR MATERIAL INVESTMENTS AND CAPITAL ASSETS

As at 30 June 2023, the Group did not have concrete plans for material investments and capital assets.

資產與負債的比率

於二零二三年六月三十日，本集團資產與負債的比率(以總借款除以總權益再乘以100%計算)約為37.97%(二零二二年十二月三十一日：約44.06%)。

所持有的重大投資

除本報告披露者外，於報告期間，本公司並無持有任何其他重大投資。

資本結構

於報告期間，本公司的資本結構並無變動。本公司資本包括其股份及其他儲備。

中期股息

董事會並不建議就報告期間派付任何中期股息(二零二二年：無)。

附屬公司、聯營公司及合資企業的重大收購及出售

於報告期間，本集團並無對附屬公司、聯營公司及合資企業進行任何重大收購及出售。

或然負債


於二零二三年六月三十日，本集團並無任何重大或然負債。

重大投資及資本資產的未來計劃

於二零二三年六月三十日，本集團未有針對重大投資及資本資產的具體計劃。

Management Discussion and Analysis

管理層討論及分析



EMPLOYEES AND REMUNERATION POLICY

As at 30 June 2023, the Group employed a total of 1,453 employees.

During the Reporting Period, the staff costs including directors' remuneration which amounted to approximately RMB73,137,000. Employees are remunerated according to their performance and work experience. The Group raised the salaries and improved fringe benefits for its employees to maintain competitiveness and broaden appeal of the Group. The employees' incentives were reviewed and determined annually pursuant to the remuneration, bonus policies and/or share options of the Group based on the performance of the employees. The Group also provided various other benefits to its employees.

The Group monitored closely the remuneration and fringe benefits of the employees and rewarded employees in accordance with the Group's business performance. In addition, training and development opportunities for the employees were also provided by the Group.

CAPITAL COMMITMENTS

As at 30 June 2023, the Group had contracted commitments for future capital expenditure of approximately RMB791,000.

僱員及薪酬政策


於二零二三年六月三十日，本集團僱用合共1,453名員工。

於報告期間，僱員成本(包括董事酬金)約為人民幣73,137,000元。僱員薪金根據其表現及工作經驗釐定。本集團調增僱員之薪金及福利以維持企業競爭力及增加企業吸引力，而僱員之獎勵乃根據本集團之薪酬、獎金及／或購股權政策按僱員表現每年檢討及釐定。本集團為僱員提供多種其他福利。

本集團密切監控僱員之薪金及福利，並根據本集團之業績表現獎勵僱員。此外，本集團亦為僱員提供培訓及發展機會。

資本承擔

於二零二三年六月三十日，本集團有未來資本支出之合約承擔約人民幣791,000元。



INTERESTS AND SHORT POSITIONS OF DIRECTORS, SUPERVISORS AND CHIEF EXECUTIVE IN THE LISTED SECURITIES

As far as the Directors and supervisors of the Company are aware, as at 30 June 2023, the interests and short positions of the Directors, supervisors and chief executive of the Company in the shares, underlying shares and debentures of the Company and its associated corporations (within the meaning of Part XV of the Securities and Futures Ordinance (the "SFO") which were required to be notified to the Company and the Stock Exchange pursuant to Part XV of the SFO (including interests or short positions which they were taken or deemed to have under such provisions of the SFO), or were required, pursuant to section 352 of the SFO, to be and were recorded in the register to be kept by the Company, or were required, pursuant to Rule 5.46 to Rule 5.67 of the GEM Listing Rules to be notified to the Company and the Stock Exchange were as follows:

Long positions in shares of associated corporations of the Company:

董事、監事及最高行政人員於上市證券中的權益及淡倉


就本公司董事及監事所知，於二零二三年六月三十日，本公司董事、監事及最高行政人員於本公司及其相聯法團(定義見證券及期貨條例(「證券及期貨條例」)第十五部)之股份、相關股份及債權證中擁有須根據證券及期貨條例第十五部知會本公司及聯交所之權益及淡倉(包括根據證券及期貨條例之有關條文被當作或視為彼等擁有之權益或淡倉)，或須根據證券及期貨條例第352條須由本公司存備之登記冊將記錄及已記錄之權益及淡倉，或根據GEM上市規則第5.46條至5.67條之規定而須知會本公司及聯交所之權益及淡倉如下：

於本公司相聯法團股份之好倉：

Director/Supervisor	Capacity	Type of interests	Name of associated corporation	Number of shares held in associated corporation	Approximate percentage of the associated corporation's issued share capital
董事／監事	身份	權益種類	相聯法團名稱	持有相聯法團之股份數目	佔相聯法團之已發行股本概約百分比
Mr. Zhang Feng (Note (a)) 張鋒先生(附註(a))	Beneficial owner 實益擁有人	Personal 個人	Neptunus Bio-engineering 海王生物	1,331,093	0.05%
Ms. Yu Lin (Note (b)) 于琳女士(附註(b))	Beneficial owner 實益擁有人	Personal 個人	Neptunus Bio-engineering 海王生物	900,000	0.03%
Mr. Zhang Xiao Guang (Note (c)) 張曉光先生(附註(c))	Beneficial owner 實益擁有人	Personal 個人	Neptunus Bio-engineering 海王生物	430,000	0.02%
Ms. Cao Yang (Note (d)) 曹陽女士(附註(d))	Beneficial Owner 實益擁有人	Personal 個人	Neptunus Bio-engineering 海王生物	200,000	0.01%

Management Discussion and Analysis

管理層討論及分析



Notes:

- (a) Mr. Zhang Feng, chairman of the Board and deputy chairman and non-independent director of the 9th session of the board of directors and president of Neptunus Bio-engineering, was beneficially interested in approximately 0.05% of the entire issued share capital of Neptunus Bio-engineering, the Company's controlling shareholder, which in turn held directly and indirectly the beneficial interest in approximately 73.51% of the entire issued share capital of the Company, of which 70.38% was directly held and 3.13% was indirectly held through Shenzhen Neptunus Oriental Investment Company Limited ("Neptunus Oriental").
- (b) Ms. Yu Lin, non-executive Director, was beneficially interested in approximately 0.03% of the entire issued share capital of Neptunus Bio-engineering, the Company's controlling shareholder, which in turn held directly and indirectly the beneficial interest in approximately 73.51% of the entire issued share capital of the Company, of which 70.38% was directly held and 3.13% was indirectly held through Neptunus Oriental.
- (c) Mr. Zhang Xiao Guang, executive Director, was beneficially interested in approximately 0.02% of the entire issued share capital of Neptunus Bio-engineering, the Company's controlling shareholder, which in turn held directly and indirectly the beneficial interest in approximately 73.51% of the entire issued share capital of the Company, of which 70.38% was directly held and 3.13% was indirectly held through Neptunus Oriental.
- (d) Ms. Cao Yang, employee representative supervisor and human resources director of the Company, was beneficially interested in approximately 0.01% of the entire issued share capital of Neptunus Bio-engineering, the Company's controlling shareholder, which in turn held directly and indirectly the beneficial interest in approximately 73.51% of the entire issued capital of the Company, of which 70.38% was directly held and 3.13% was indirectly held through Neptunus Oriental.

附註：

- (a) 董事會主席及海王生物第九屆董事局副主席、非獨立董事兼總裁張鋒先生實益擁有本公司控股股東海王生物全部已發行股本約0.05%之權益，而海王生物直接及間接實益持有本公司全部已發行股本約73.51%之權益，其中70.38%為直接持有，3.13%經深圳海王東方投資有限公司（「海王東方」）間接持有。
- (b) 非執行董事于琳女士實益擁有本公司控股股東海王生物全部已發行股本約0.03%之權益，而海王生物直接及間接實益持有本公司全部已發行股本約73.51%之權益，其中70.38%為直接持有，3.13%經海王東方間接持有。
- (c) 執行董事張曉光先生實益擁有本公司控股股東海王生物全部已發行股本約0.02%之權益，而海王生物直接及間接實益持有本公司全部已發行股本約73.51%之權益，其中70.38%為直接持有，3.13%經海王東方間接持有。
- (d) 本公司職工代表監事及人力資源總監曹陽女士實益擁有本公司控股股東海王生物全部已發行股本約0.01%之權益，而海王生物直接及間接實益持有本公司全部已發行股本約73.51%之權益，其中70.38%為直接持有，3.13%經海王東方間接持有。



Management Discussion and Analysis 管理層討論及分析

Save as disclosed above, as at 30 June 2023, none of the Directors, supervisors or chief executive of the Company nor their respective associates held any interests or short positions in the shares, underlying shares or debentures of the Company or any of its associated corporations (within the meaning of Part XV of the SFO), which were required to be notified to the Company and the Stock Exchange pursuant to Part XV of SFO, or were required, pursuant to section 352 of the SFO to be and were recorded in the register to be kept by the Company, or were required, pursuant to Rule 5.46 to Rule 5.67 of the GEM Listing Rules, to be notified to the Company and the Stock Exchange.

SHARE OPTION SCHEME, CONVERTIBLE SECURITIES AND WARRANTS

Up to 30 June 2023, the Company and its subsidiaries have neither adopted any share option scheme nor granted any option, convertible securities, warrants or other similar rights.

DIRECTORS' AND SUPERVISORS' SHARE OPTIONS, WARRANTS OR CONVERTIBLE BONDS

At any time during the Reporting Period, none of the Directors or supervisors of the Company or their respective spouse or minor children were granted any share options, warrants or convertible bonds of the Company, its subsidiaries or associated corporation.

SUBSTANTIAL SHAREHOLDERS' INTERESTS IN SHARES AND UNDERLYING SHARES

So far as the Directors and supervisors of the Company are aware, as at 30 June 2023, the interests and/or short positions held by shareholders (not being a Director, a supervisor or a chief executive of the Company) in shares or underlying shares of the Company which were recorded in the register required to be kept by the Company pursuant to Section 336 of the SFO or had otherwise notified to the Company were as follows:

除上文披露者外，於二零二三年六月三十日，本公司董事、監事或最高行政人員或彼等各自之聯繫人概無於本公司或其任何相聯法團（定義見證券及期貨條例第十五部）的股份、相關股份或債權證中擁有須根據證券及期貨條例第十五部知會本公司及聯交所之權益或淡倉，或須根據證券及期貨條例第352條須由本公司存備之登記冊將記錄及已記錄之權益或淡倉，或根據GEM上市規則第5.46條至5.67條之規定而須知會本公司及聯交所之權益或淡倉。

購股權計劃、可轉換證券及認股權證

截至二零二三年六月三十日，本公司及其附屬公司未曾採納任何購股權計劃，亦無授出任何購股權、可轉換證券、認股權證或其他類似權利。

董事及監事的購股權、認購權證或可換股債券


於報告期間內任何時間，本公司任何董事或監事或彼等各自的配偶或未成年子女概無獲授任何本公司、其附屬公司或相聯法團的購股權、認股權證或可換股債券。

主要股東於股份及相關股份的權益

據本公司董事及監事所知，於二零二三年六月三十日，股東（並非本公司董事、監事或最高行政人員）所持根據證券及期貨條例第336條須由本公司備存之登記冊所記錄的本公司股份或相關股份或以其他方式知會本公司之權益及／或淡倉如下：

Management Discussion and Analysis

管理層討論及分析



Long positions in the shares of the Company:

於本公司股份之好倉：

Substantial Shareholder	Capacity	Number of domestic shares held	Approximate percentage of all the domestic shares	Approximate percentage of the Company's issued share capital
主要股東	身份	持有內資股股份數目	佔所有內資股的概約百分比	佔本公司已發行股本的概約百分比
Neptunus Bio-engineering (Note (a)) 海王生物(附註(a))	Beneficial owner 實益擁有人	1,181,000,000	94.33%	70.38%
	Interest in controlled corporation 受控制法團權益	52,464,500	4.19%	3.13%
Shenzhen Neptunus Group Company Limited ("Neptunus Group") (Note (b)) 深圳海王集團股份有限公司 (「海王集團」)(附註(b))	Interest in controlled corporation 受控制法團權益	1,233,464,500	98.52%	73.51%
Shenzhen Neptunus Holding Group Company Limited ("Neptunus Holding") (previously known as "Shenzhen Yinhetong Investment Company Limited") (Note (c)) 深圳海王控股集團有限公司 (「海王控股」)(前稱「深圳市銀河通投資有限公司」)(附註(c))	Interest in controlled corporation 受控制法團權益	1,233,464,500	98.52%	73.51%
Mr. Zhang Si Min (Note (d)) 張思民先生(附註(d))	Interest in controlled corporation 受控制法團權益	1,233,464,500	98.52%	73.51%

Notes:

(a) Neptunus Bio-engineering was deemed to be interested in the 52,464,500 domestic shares of the Company held by Neptunus Oriental as the entire issued share capital of Neptunus Oriental was beneficially owned by Neptunus Bio-engineering. Neptunus Bio-engineering was also directly interested in 1,181,000,000 domestic shares of the Company. Therefore, Neptunus Bio-engineering was directly and indirectly interested in 1,233,464,500 domestic shares of the Company.

附註：

(a) 由於海王生物實益擁有海王東方全部已發行股本的權益，因此海王生物被視為擁有由海王東方持有的本公司52,464,500股內資股股份的權益。海王生物亦直接持有本公司1,181,000,000股內資股股份的權益。因此，海王生物直接及間接擁有本公司1,233,464,500股內資股股份的權益。



Management Discussion and Analysis 管理層討論及分析

- (b) Neptunus Group was deemed to be interested in the 1,233,464,500 domestic shares of the Company, which relate to the same parcel of shares referred to in note (a) above, held by Neptunus Bio-engineering as Neptunus Group was beneficially interested in approximately 44.22% of the entire issued share capital of Neptunus Bio-engineering.
- (c) Neptunus Holding was deemed to be interested in 1,233,464,500 domestic shares of the Company, which relate to the same parcel of shares referred to in note (a) above, held by Neptunus Bio-engineering as Neptunus Holding was beneficially interested in approximately 59.68% of the entire issued share capital of Neptunus Group, which in turn was beneficially interested in approximately 44.22% of the entire issued share capital of Neptunus Bio-engineering.
- (d) Mr. Zhang Si Min (“Mr. Zhang”) was deemed to be interested in 1,233,464,500 domestic shares of the Company, which relate to the same parcel of shares referred to in note (a) above, held by Neptunus Bio-engineering as Mr. Zhang was beneficially interested in 70% of the entire issued share capital of Neptunus Holding and the entire issued share capital of Shenzhen Haihe Investment and Development Company Limited (“Haihe”), which in turn was beneficially interested in approximately 59.68% and 20% of the entire issued share capital of Neptunus Group respectively. Neptunus Group was beneficially interested in approximately 44.22% of the entire issued share capital of Neptunus Bio-engineering.
- (b) 由於海王集團實益擁有海王生物全部已發行股本約44.22%的權益，因此海王集團被視為擁有由海王生物持有的本公司1,233,464,500股內資股股份的權益，與上文附註(a)所述同一筆股份相關。
- (c) 由於海王控股實益擁有海王集團全部已發行股本約59.68%的權益，而海王集團實益擁有海王生物全部已發行股本約44.22%的權益，因此海王控股被視為擁有由海王生物持有的本公司1,233,464,500股內資股股份的權益，與上文附註(a)所述同一筆股份相關。
- (d) 由於張思民先生(「張先生」)實益擁有海王控股全部已發行股本70%的權益及深圳市海合投資發展有限公司(「海合」)全部已發行股本的權益，而海王控股及海合分別實益擁有海王集團全部已發行股本約59.68%和20%的權益，而海王集團實益擁有海王生物全部已發行股本約44.22%的權益，因此張先生被視為擁有由海王生物持有的本公司1,233,464,500股內資股股份的權益，與上文附註(a)所述同一筆股份相關。

Save as disclosed above, the Directors and supervisors of the Company are not aware of any other persons (except the Directors, supervisors or chief executive of the Company) who held any interests or short positions in the shares or underlying shares of the Company as recorded in the register required to be kept by the Company pursuant to section 336 of the SFO as at 30 June 2023.

PURCHASE, SALE OR REDEMPTION OF THE LISTED SECURITIES OF THE COMPANY

The Company and its subsidiaries did not purchase, redeem or sell any of the Company's listed securities during the Reporting Period. The Company and its subsidiaries also did not redeem, purchase or cancel any of their redeemable securities.

COMPETING INTERESTS

On 21 August 2005, Neptunus Bio-engineering, the controlling shareholder of the Company, entered into an agreement with the Company containing undertakings relating to non-competition and preferential rights of investments (the “Non-Competition Undertakings”), pursuant to which Neptunus Bio-engineering had undertaken to the Company and its associates that, inter alia, as long as the securities of the Company are listed on GEM (previously known as Growth Enterprise Market):

除上文所披露者外，於二零二三年六月三十日，本公司董事及監事概不知悉有任何其他人士(本公司董事、監事或最高行政人員除外)於本公司之股份或相關股份中，擁有根據證券及期貨條例第336條須由本公司備存之登記冊所記錄之權益或淡倉。


購買、出售或贖回本公司之上市證券

於報告期間，本公司及其附屬公司並無購買、贖回或出售本公司任何上市證券。本公司及其附屬公司亦無贖回、購買或註銷其任何可贖回證券。

競爭權益

本公司控股股東海王生物與本公司於二零零五年八月二十一日訂立有關不競爭承諾及優先投資權的協議(「不競爭承諾」)。根據該協議，海王生物已向本公司及其聯繫人承諾，(其中包括)只要本公司的證券仍於GEM(前稱「創業板」)上市：

Management Discussion and Analysis 管理層討論及分析



1. it will not, and will procure its associates not to, whether within or outside the PRC, directly or indirectly (other than those indirectly held as a result of the equity interest in any listed company or its subsidiaries), participate in or operate any business in whatever form, or produce any products, (the usage of which is the same as or similar to that of the products of the Company) which may constitute direct or indirect competition to the business operated by the Company from time to time; and
2. it will not, and will procure its associates not to hold any interest, whether within or outside the PRC, in any company or organization (directly or indirectly, other than indirectly held as a result of its equity interest in any listed company or its subsidiaries) when the business of such company or entity will (or may) compete directly or indirectly with the business of the Company.

Pursuant to the Non-Competition Undertakings, at a time when the Non-Competition Undertakings are subsisting, whenever Neptunus Bio-engineering or any its associates enter into any negotiations, within or outside the PRC, in relation to any new investment project which may compete with the existing and future business of the Company, the Company shall have a preferential right of investment in such new investment projects.

Neptunus Bio-engineering has confirmed with the Company that it has complied with the Non-Competition Undertakings during the Reporting Period.

CODE OF CONDUCT REGARDING SECURITIES TRANSACTIONS BY DIRECTORS

During the Reporting Period, the Company has adopted a code of conduct regarding securities transactions by Directors on terms no less exacting than the “required standard of dealings” as set out in Rules 5.48 to 5.67 of the GEM Listing Rules. Having made specific enquiry of all the Directors, all the Directors confirmed that they have complied with the “Required Standard of Dealings” and the Company’s code of conduct regarding Director’s securities transactions.

1. 其將不會，並將促使其聯繫人不會以任何形式直接或間接在中國境內或境外參與或經營與本公司不時經營的業務構成直接或間接競爭的任何業務或生產任何用途與本公司產品相同或類似的產品（惟因持有任何上市公司或其附屬公司之股權而間接持有之業務則除外）；及
2. 其將不會，並將會促使其聯繫人不會在中國境內或境外（直接或間接）於其業務將（或有可能）與本公司業務產生直接或間接競爭的該等公司或機構中擁有任何權益，惟因持有任何上市公司或其附屬公司股權而間接持有者則除外。

根據不競爭承諾，於不競爭承諾的有效期內，如海王生物或其任何聯繫人在中國境內或境外就與本公司現有及將來業務構成競爭的新投資項目進行磋商，本公司將獲得優先投資該等新投資項目的權利。

海王生物已向本公司確認其於報告期間已遵守不競爭承諾。

董事進行證券交易之操守守則

於報告期間內，本公司採納一套條款不遜於GEM上市規則第5.48至5.67條所載的「交易必守標準」的董事進行證券交易的操守守則。經向全體董事作出具體查詢後，全體董事確認，彼等已遵守「交易必守標準」以及本公司之董事進行證券交易的操守守則。



Management Discussion and Analysis 管理層討論及分析

AUDIT COMMITTEE

The Company established an Audit Committee (the “Audit Committee”) on 21 August 2005. The primary duties of the Audit Committee are to review the Company’s annual report and financial statements, half-yearly reports and quarterly reports, and to provide suggestions and opinions thereon to the Board. In addition, the Audit Committee members will also meet with the management to review the accounting principles and practices adopted by the Company and to discuss matters relating to the auditing, internal control system and financial reporting process of the Company. The Audit Committee comprises one non-executive Director, namely Ms. Yu Lin and two independent non-executive Directors, namely Mr. Yick Wing Fat, Simon and Mr. Poon Ka Yeung. Mr. Yick Wing Fat, Simon is the chairman of the Audit Committee.

The Audit Committee has reviewed the unaudited condensed consolidated results of the Group for the Reporting Period.

COMPLIANCE WITH THE CORPORATE GOVERNANCE CODE

The roles of the Chairman and General Manager are separate and should not be performed by the same individual as required under paragraph C.2.1 of Corporate Governance Code. As the leader of the Board, the Chairman is responsible for the approval and supervision of the overall strategies and policies of the Company, approval of annual budgets and business plans, evaluation of the Company’s performance and oversight of the management. Mr. Zhang Feng is the current Chairman of the Board. The General Manager (same role as the chief executive pursuant to the Corporate Governance Code) responsible for the day-to-day operations of the Company.

Subsequent to the resignation of Mr. Zhou Hang as an executive Director and the General Manager on 8 February 2021, the Company is identifying a suitable candidate to fulfill the vacancy of the General Manager. The articles of the association of the Company has set out the role and powers of the Chairman and General Manager.

Save as disclosed, as the Directors are aware, during the Reporting Period, the Company has complied with the requirements under the “Corporate Governance Code” set out in Appendix 15 of the GEM Listing Rules. The Board will continue to enhance the standard of corporate governance of the Company to ensure that the Company will operate its business in an honourable and responsible manner.

審核委員會

本公司已於二零零五年八月二十一日成立審核委員會(「審核委員會」)。審核委員會之主要職責為審閱本公司的年報及財務報表、半年度報告及季度報告，以及就此向董事會提供意見及建議。此外，審核委員會成員亦將與管理層一起檢討本公司所採納的會計準則及常規，商討本公司的審核、內部監控制度和財務申報程序事宜。審核委員會由一位非執行董事于琳女士及兩位獨立非執行董事易永發先生及潘嘉陽先生組成。易永發先生為審核委員會主席。

審核委員會已經審閱本集團於報告期間之未經審核簡明綜合業績。

遵守企業管治守則


根據《企業管治守則》第C.2.1條之規定，主席與總經理的角色應有區分，不應由一人同時兼任。作為董事會之領導人，主席負責批准及監管本公司整體策略及政策，批准年度預算及業務計劃，評估本公司之表現，並監督管理層。張鋒先生為現任董事會主席。總經理(與《企業管治守則》行政總裁為同一角色)則負責本公司之日常運營。

繼周航先生於二零二一年二月八日辭任執行董事兼總經理之後，本公司正在物色合適候選人來填補總經理的空缺。本公司的公司章程已列載主席與總經理之角色與職權。

除所披露者外，據董事所知，本公司於報告期間一直遵守GEM上市規則附錄十五《企業管治守則》所載的規定。董事會將繼續提升本公司的企業管治標準，確保本公司以誠實負責的態度經營業務。

Management Discussion and Analysis

管理層討論及分析



UPDATE ON DIRECTORS' INFORMATION

Pursuant to Rule 17.50A(1) of the GEM Listing Rules, the change in information of the Directors for the six months ended 30 June 2023 is set out below:

Mr. Zhang Xiao Guang was appointed as an executive Director with effect from 25 June 2023.

Mr. Shen Da Kai ceased to act as a non-executive Director of the Company since 24 June 2023.

Save as disclosed above, there is no other information required to be disclosed pursuant to Rule 17.50A(1) of the GEM Listing Rules for the six months ended 30 June 2023.

EVENTS AFTER THE REPORTING PERIOD

There are no important events affecting the Group which have occurred after the end of the Reporting Period and up to the date of this report.

On behalf of the Board

Shenzhen Neptunus Interlong Bio-technique Company Limited*

Zhang Feng

Chairman

Shenzhen, the PRC, 11 August 2023

As at the date of this report, the executive Directors are Mr. Zhang Feng, Mr. Huang Jian Bo and Mr. Zhang Xiao Guang; the non-executive Directors are Mr. Zhang Yi Fei, Ms. Yu Lin and Mr. Jin Rui; and the independent non-executive Directors are Mr. Yick Wing Fat, Simon, Mr. Poon Ka Yeung and Mr. Zhang Jian Zhou.

* For identification purpose only

董事資料更新

根據GEM上市規則第17.50A(1)條，於截至二零二三年六月三十日止六個月之董事資料變更載列如下：

張曉光先生獲委任為執行董事，自二零二三年六月二十五日起生效。

沈大凱先生由二零二三年六月二十四日起不再擔任本公司的非執行董事。

除上文披露者外，概無截至二零二三年六月三十日止六個月之其他資料需根據GEM上市規則第17.50A(1)條予以披露。

報告期後事項

於報告期間結束後直至本報告日期，並未發生影響本集團之重要事項。

代表董事會

深圳市海王英特龍生物技術股份有限公司

主席

張鋒

中國深圳市，二零二三年八月十一日

於本報告日期，執行董事為張鋒先生、黃劍波先生及張曉光先生；非執行董事為張翼飛先生、于琳女士及金銳先生；及獨立非執行董事為易永發先生、潘嘉陽先生及章劍舟先生。

* 僅供識別



NEPTUNUS

海王

