

HANVEY GROUP HOLDINGS LIMITED

恆偉集團控股有限公司

(Incorporated in the Cayman Islands with limited liability)

(於開曼群島註冊成立的有限公司)

Stock Code 股份代號 : 8219



2024

Annual Report 年報

CHARACTERISTICS OF GEM ("GEM") OF THE STOCK EXCHANGE OF HONG KONG LIMITED (THE "STOCK EXCHANGE")

GEM has been positioned as a market designed to accommodate small and mid-sized companies to which a higher investment risk may be attached than other companies listed on the Stock Exchange. Prospective investors should be aware of the potential risks of investing in such companies and should make the decision to invest only after due and careful consideration.

Given that the companies listed on GEM are generally small and mid-sized companies, there is a risk that securities traded on GEM may be more susceptible to high market volatility than securities traded on the Main Board of the Stock Exchange and no assurance is given that there will be a liquid market in the securities traded on GEM.

Hong Kong Exchanges and Clearing Limited and the Stock Exchange take no responsibilities for the contents of this report, make no representation as to its accuracy or completeness and expressly disclaim any liability whatsoever for any loss howsoever arising from or in reliance upon the whole or any part of the contents of this report.

This report, for which the directors (the "Directors") of Hanvey Group Holdings Limited (the "Company") collectively and individually accept full responsibility, includes particulars given in compliance with the Rules Governing the Listing of Securities on GEM of the Stock Exchange (the "GEM Listing Rules") for the purpose of giving information with regard to the Company. The Directors, having made all reasonable enquires, confirm that, to the best of their knowledge and belief the information contained in this report is accurate and complete in all material aspects and not misleading or deceptive and there are no other matters the omission of which would make any statement herein or this report misleading.

Contents



3	Corporate Information
4	Chairman's Statement
6	Management Discussion and Analysis
16	Corporate Governance Report
27	Biographical Details of the Directors and Senior Management
30	Report of Directors
39	Environmental, Social and Governance Report
72	Independent Auditor's Report
78	Consolidated Statement of Profit or Loss and Other Comprehensive Income
79	Consolidated Statement of Financial Position
81	Consolidated Statement of Changes in Equity
82	Consolidated Statement of Cash Flows
84	Notes to the Consolidated Financial Statements
148	Financial Summary

Corporate Information

BOARD OF DIRECTOR

Executive Directors

Mr. Cheuk Sin Cheong Clement
(Chairman and Chief Executive Officer)
Ms. Au Corona Ching Mei M.H.

Independent Non-Executive Directors

Mr. Yu Sau Ning Homer M.H.
Ms. Yee Wai Fong Wendy
Dr. Liu Ngai Wing (resigned on 13 June 2024)
Mr. Yip Yat Lam (appointed on 13 June 2024)

COMPLIANCE OFFICER

Ms. Au Corona Ching Mei M.H.

COMPANY SECRETARY

Ms. Pang Yuk Fong

AUTHORISED REPRESENTATIVES

Ms. Au Corona Ching Mei M.H.
Ms. Pang Yuk Fong

AUDIT COMMITTEE

Mr. Yu Sau Ning Homer M.H. (Chairman)
Ms. Yee Wai Fong Wendy
Dr. Liu Ngai Wing (resigned on 13 June 2024)
Mr. Yip Yat Lam (appointed on 13 June 2024)

REMUNERATION COMMITTEE

Dr. Liu Ngai Wing (Chairman)
(resigned on 13 June 2024)
Mr. Yu Sau Ning Homer M.H.
(appointed as Chairman on 13 June 2024)
Ms. Au Corona Ching Mei M.H.
Mr. Yip Yat Lam (appointed on 13 June 2024)

NOMINATION COMMITTEE

Mr. Cheuk Sin Cheong Clement (Chairman)
Mr. Yu Sau Ning Homer M.H.
Ms. Yee Wai Fong Wendy

AUDITOR

Confucius International CPA Limited

HONG KONG LEGAL ADVISOR

TC & Co., Solicitors

HEAD OFFICE AND PRINCIPAL PLACE OF BUSINESS

Units 3, 5 and 6, 15th Floor
Tower One, Ever Gain Plaza
No. 88 Container Port Road
Kwai Chung, New Territories
Hong Kong

REGISTERED OFFICE

Cricket Square, Hutchins Drive
PO Box 2681, Grand Cayman
KY1-1111, Cayman Islands

PRINCIPAL SHARE REGISTRAR AND TRANSFER OFFICE IN THE CAYMAN ISLANDS

Conyers Trust Company (Cayman) Limited
Cricket Square, Hutchins Drive
PO Box 2681, Grand Cayman
KY1-1111, Cayman Islands

HONG KONG BRANCH SHARE REGISTRAR AND TRANSFER OFFICE

Tricor Investor Services Limited
17/F, Far East Finance Centre
16 Harcourt Road
Hong Kong

PRINCIPAL BANKERS

Bank of China (Hong Kong) Limited
Hang Seng Bank

GEM STOCK CODE

8219.HK

WEBSITE ADDRESS

www.hanveygroup.com.hk

Chairman's Statement

On behalf of the board (the "**Board**") of directors (the "**Directors**") of Hanvey Group Holdings Limited (the "**Company**"), I am pleased to present the annual report of the Company and its subsidiaries (collectively the "**Group**") for the year ended 31 December 2024.

BUSINESS REVIEW

The Hong Kong Trade Development Council ("**HKTDC**") used to conduct a survey every quarter, which involves interviewing 500 local exporters from six major industries that include machinery, electronics, jewellery, watches and clocks, toys and clothing to gauge their business confidence on near-term export prospects. According to the HKTDC's research entitled: "HKTDC Export Confidence Index 4Q24: Heightened Uncertainties Trigger Exporter Caution" dated 12 December 2024, the Current Performance Index (the "**Index**") increase from 35.0 in the fourth quarter of 2023 ("**4Q23**") to 50.3 in the fourth quarter of 2024 ("**4Q24**").

For 4Q24, the findings of the HKTDC Export Confidence Index indicate a significantly improved current performance, as well as a more optimistic business outlook overall. Reassuringly, all of this is underpinned by rising sales, new orders, higher prices and a likely increase in procurement activity. In timepieces sector increased to 49.1 (up 1.6) in 4Q24 from 47.5 in 4Q23.

The Group will adopt a prudent approach, and continue exercising stringent control over operating costs, aiming to enhance operating efficiency and improve profitability.

OUTLOOK AND FUTURE PROSPECTS

Looking ahead, the business environment in overseas markets remains uncertain, the risk of an economic slowdown or recession in overseas markets and the economic impact of the Russo-Ukrainian War and the U.S. Tariffs are the biggest challenge to the export performance in the next few months.

The watch industry faces challenges such as technological innovation, diverse consumer demands, and intensified market competition. At the same time, the solid position of traditional mechanical watches in the luxury market present great opportunities for the industry. With the Group continuing to invest in high-tech development and personalized services, the watch industry is expected to maintain steady growth in the future while further solidifying its commercial value.

For overseas markets, economic growth in Europe and the United States is projected to slow down due to the negative market outlook under high inflation. However, in the Southeast Asian market that we focus on, there is still a huge market demand of automatic mechanical watch and quartz watch. The Group will closely observe the market trend and provide designs that suit the customers and market needs.

We intend to continue to focus on the core business, take efforts in strengthening our product design and developing capability to maximise the long term returns of the shareholders of the Company.

Chairman's Statement

APPRECIATION

I would like to take this opportunity to express my gratitude to the Board for its excellent leadership, to the Company's shareholders for their strong support and guidance, and to the community for their enthusiastic help, and last but not least, to our staff for their dedicated efforts and brilliant ideas.

CHEUK Sin Cheong Clement

Chairman

Hong Kong, 31 March 2025

Management Discussion and Analysis

OVERVIEW

The Group is principally engaged in the design and development, manufacturing and distribution of watch products on original design manufacturing (“ODM”) basis for watch manufacturers, brand owners and watch importers across the globe.

The Group derives revenue mainly from the sale of: (i) finished watches, (ii) semi-knocked-down kits, and (iii) watch parts, and provision of assembly services relating to sales of finished watches.

For the year ended 31 December 2024, the Group’s revenue amounted to approximately HK\$138.70 million, decreased by approximately 25.30% when compared with that for the corresponding period of 2024.

BUSINESS REVIEW

The Hong Kong Trade Development Council (“HKTDC”) used to conduct a survey every quarter, which involves interviewing 500 local exporters from six major industries that include machinery, electronics, jewellery, watches and clocks, toys and clothing to gauge their business confidence on near-term export prospects. According to the HKTDC’s research entitled: “HKTDC Export Confidence Index 4Q24: Heightened Uncertainties Trigger Exporter Caution” dated 12 December 2024, the Current Performance Index (the “Index”) increase from 35.0 in the fourth quarter of 2023 (“4Q23”) to 50.3 in the fourth quarter of 2024 (“4Q24”).

For 4Q24, the findings of the HKTDC Export Confidence Index indicate a significantly improved current performance, as well as a more optimistic business outlook overall. Reassuringly, all of this is underpinned by rising sales, new orders, higher prices and a likely increase in procurement activity. In timepieces sector increased to 49.1 (up 1.6) in 4Q24 from 47.5 in 4Q23.

The Group will adopt a prudent approach, and continue exercising stringent control over operating costs, aiming to enhance operating efficiency and improve profitability.

FINANCIAL REVIEW

Revenue

The revenue of the Group decreased by approximately HK\$46.97 million or approximately 25.30% from approximately HK\$185.67 million for the year ended 31 December 2023 to approximately HK\$138.70 million for the year ended 31 December 2024. The decrease was mainly due to the ongoing uncertainty across the global market.

Cost of sales

Our cost of sales decreased by approximately HK\$44.80 million or 31.47% from approximately HK\$142.35 million for the year ended 31 December 2023 to approximately HK\$97.55 million for the year ended 31 December 2024. The decrease in cost of sales was mainly due to the decrease in revenue.

Gross profit and gross profit margin

As a result of the decrease in revenue, our gross profit decreased by approximately HK\$2.17 million or approximately 5.01% from approximately HK\$43.32 million for the year ended 31 December 2023 to approximately HK\$41.15 million for the year ended 31 December 2024.

Selling and distribution expenses

Our selling and distribution expenses decreased by approximately HK\$0.41 million or approximately 10.05% from approximately HK\$4.08 million for the year ended 31 December 2023 to approximately HK\$3.67 million for the year ended 31 December 2024. The decrease was mainly due to the decrease in freight and transportation charges.

Management Discussion and Analysis

Administrative expenses

Our administrative expenses decreased by approximately HK\$11.54 million or approximately 23.74% from approximately HK\$48.60 million for the year ended 31 December 2023 to approximately HK\$37.06 million for the year ended 31 December 2024. The decrease was primarily due to (i) the decrease in Directors and staff salaries; (ii) decrease in entertainment expenses; and (iii) the decrease in the Group's charitable donation.

Finance costs

Our finance costs decreased by approximately HK\$1.58 million or approximately 17.32% from approximately HK\$9.12 million for the year ended 31 December 2023 to approximately HK\$7.54 million for the year ended 31 December 2024. The decrease was mainly due to the Group's bank borrowings have been settled.

Loss before tax

As a result of the aforesaid, the Group recorded a loss before income tax of approximately HK\$19.07 million for the year ended 31 December 2024 from approximately HK\$18.74 million for the year ended 31 December 2023, representing an increase of approximately 1.76%.

Taxation

Our income tax expenses decreased by approximately HK\$1.03 million or approximately 86.55% from income tax expense approximately HK\$1.19 million for the year ended 31 December 2023 approximately to income tax expense HK\$0.16 million for the year ended 31 December 2024. The decrease was mainly due to the decrease in PRC Enterprise Income Tax of a PRC subsidiary.

Total comprehensive expenses attributable to owners of the Company

The total comprehensive expenses attributable to owners of the Company decreased to approximately HK\$13.73 million for the year ended 31 December 2024 from approximately HK\$20.70 million for the year ended 31 December 2023, representing a decrease of approximately 33.67%. The reduction was mainly due to (i) a reduction in staff cost; and (ii) a reduction in interest expenses after repayment of bank borrowings of the Group by utilising approximately HK\$5.98 million of the net proceeds from a rights issue of the Company effected during the year ended 31 December 2024.

OUTLOOK AND FUTURE PROSPECTS

Looking ahead, the business environment in overseas markets remains uncertain, the risk of an economic slowdown or recession in overseas markets and the economic impact of the Russo-Ukrainian War and the U.S. Tariffs are the biggest challenge to the export performance in the next few months.

The watch industry faces challenges such as technological innovation, diverse consumer demands, and intensified market competition. At the same time, the solid position of traditional mechanical watches in the luxury market present great opportunities for the industry. With the Group continuing to invest in high-tech development and personalized services, the watch industry is expected to maintain steady growth in the future while further solidifying its commercial value.

For overseas markets, economic growth in Europe and the United States is projected to slow down due to the negative market outlook under high inflation. However, in the Southeast Asian market that we focus on, there is still a huge market demand of automatic mechanical watch and quartz watch. The Group will closely observe the market trend and provide designs that suit the customers and market needs.

We intend to continue to focus on the core business, take efforts in strengthening our product design and developing capability to maximise the long term returns of the shareholders of the Company.

Management Discussion and Analysis

CAPITAL STRUCTURE

There has been no change in the Company's capital structure for the year ended 31 December 2024. The capital structure of the Group comprises of issued share capital and reserves. The Directors review the Group's capital structure regularly.

LIQUIDITY AND FINANCIAL RESOURCES

As at 31 December 2024, the Group had cash and bank balances of approximately HK\$16.52 million (2023: HK\$71.74 million). The current ratios (current asset divided by current liabilities) of the Group were 0.92 times and 1.02 times as at 31 December 2024 and 31 December 2023 respectively.

The Directors are of the view that at the date of this annual report, the Group's financial resources are sufficient to support its business and operations.

As at 31 December 2024, the gearing ratio of the Group calculated by total borrowings (including bills payables, bank overdrafts, bank borrowings, loan from a related company and lease liabilities) less cash and bank balances as a percentage of total equity was approximately 817.34% (2023: 446.54%).

COMMITMENTS

The Company has entered into a non-legally binding memorandum of understanding (the "MOU") with Yangshuo County Xingyuan Lead-Zinc Mining Co. Ltd.* (陽朔縣興源鉛鋅礦有限責任公司) in relation to the acquisition of non-ferrous metal mining business. Please refer to the announcement of the Company dated 3 March 2025 for further details.

PLEDGE OF ASSETS

As at 31 December 2024, the following assets were pledged to bank to secure the Group's banking facilities:

	HK\$'000
Property, plant and equipment	8,394
Financial assets at fair value through profit or loss	19,131
Investment properties	25,288
Bank deposits	8,487
	61,300

* For identification purposes only

Management Discussion and Analysis

FOREIGN EXCHANGE EXPOSURE

The Group's purchases are denominated in Hong Kong Dollars. The sales of the Group are predominantly in US Dollars, Renminbi and Hong Kong Dollars. The Group will continue to review and monitor from time to time the risk relating to foreign exchanges.

During the year ended 31 December 2024, the Group neither took part in any derivatives activities nor entered into any hedging activities in respect of foreign exchange risk.

CONTINGENT LIABILITIES

The Group had no material contingent liabilities as at 31 December 2024 (2023: Nil).

EMPLOYEES AND REMUNERATION POLICIES

As at 31 December 2024, we had a total of 101 employees (2023: 110). The Company determines employee salaries based on each employee's qualifications, position and seniority. Our Group has established an annual review system to assess the performance of our employees, which forms the basis of our decisions with respect to salary raises, bonuses and promotions.

The emoluments of the Directors are decided by the Board with the recommendation from the Remuneration Committee of the Company, having considered factors such as the Group's financial performance, the achievement of special targets and the individual performance of the Directors, etc.

The Company has adopted a share option scheme as an incentive to Directors and eligible employees.

SUBSEQUENT EVENTS

The Company and Creative Profit Investment Limited ("**Vendor A**") entered into Sale and Purchase Agreement A with Purchaser A, pursuant to which Vendor A conditionally agreed to sell, and Billion Riches Limited ("**Purchaser A**"), conditionally agreed to purchase (i) the Sale Equity Interest (representing the entire equity interest and actual paid-up registered capital of the Disposal Company); and (ii) the Sale Loan, at the Disposal A's Consideration.

In addition, under Sale and Purchase Agreement A, upon Disposal A's Completion, the Company shall (i) enter into a deed of set-off with Purchaser A in relation to the set-off of an amount equivalent to the Disposal A's Consideration against the outstanding principal amount of the Amount Due to Purchaser A as of the date of Disposal A's Completion; and (ii) procure Shenzhen 3 Wells to enter into a deed of assignment with the Disposal Company and Purchaser A in relation to the assignment of the Sale Loan by Shenzhen 3 Wells to Purchaser A.

The Company and Cheer China Group Holdings Limited ("**Vendor B**") entered into Sale and Purchase Agreement B with Multiple Yield Limited ("**Purchaser B**"), pursuant to which Vendor B conditionally agreed to sell, and Purchaser B conditionally agreed to purchase Property B at the Disposal B's Consideration.

Please refer to the announcement of the Company dated 17 December 2024 for further details.

Management Discussion and Analysis

USE OF PROCEEDS

During the year ended 31 December 2024, a rights issue on the basis of one (1) Rights Share for every two (2) Shares held on the Record Date at the Subscription Price of HK\$0.10 per Rights Share was made by the Company (the “**Rights Issue**”).

As disclosed in the Announcement dated 30 August 2024, as at 4:00 p.m. on Monday, 12 August 2024, being the Latest Time for Acceptance, seven valid applications had been received for a total of 53,490,250 Rights Shares, representing approximately 64.8% of the total number of Rights Shares offered under the Rights Issue. The remaining 29,009,750 Unsubscribed Rights Shares, representing approximately 35.2% of the total number of Rights Shares offered under the Rights Issue, were subject to the Compensatory Arrangements.

As at 4:00 p.m. on Friday, 23 August 2024, being the latest time of placing of the Unsubscribed Rights Shares by the Placing Agent, all the 29,009,750 Unsubscribed Rights Shares were successfully placed at the price of HK\$0.10 per Share, which is equal to the Subscription Price, under the Placing (the “**Placing**”).

Accordingly, the gross proceeds raised from the Rights Issue (including the Compensatory Arrangements) were approximately HK\$8.25 million and the net proceeds from the Rights Issue after deducting the expenses were approximately HK\$7.47 million. The Company intends to apply the net proceeds from the Rights Issue as to (i) approximately HK\$5.98 million for repayment of bank borrowings of the Group; and (ii) approximately HK\$1.49 million for general working capital of the Group, as disclosed in the Prospectus. Details of the Rights Issue are set out in the prospectus of the Company dated 29 July 2024 (the “**Prospectus**”) and the announcements of the Company dated 27 June 2024, 15 July 2024 and 30 August 2024 (the “**Announcements**”).

The net price per Placing Share is estimated to be approximately HK\$0.091. Details of the Placing are set out in the Company’s announcements dated 14 August 2024 and 30 August 2024.

Unless otherwise specified, capitalised terms used herein shall have the same meanings as those defined in the Prospectus.

The Group has fully utilised the net proceeds from the Rights Issue and Placing, details are as follows:

	Allocation HK\$'000	Amount utilised up to 31 December 2024 HK\$'000	Amount unutilised as at 31 December 2024 HK\$'000
Repayment of bank loans	5,980	5,980	–
Working capital	1,490	1,490	–
Total	7,470	7,470	–

Management Discussion and Analysis

PURCHASE, SALE OR REDEMPTION OF THE COMPANY'S LISTED SECURITIES

During the year ended 31 December 2024, neither the Company nor any of its subsidiaries purchased, sold or redeemed any of the Company's listed securities.

SIGNIFICANT INVESTMENT HELD, MATERIAL ACQUISITIONS OR DISPOSALS OF SUBSIDIARIES, ASSOCIATES AND JOINT VENTURES

Save as disclosed in this annual report, there was no significant investment, material acquisition and disposal of subsidiaries, associates and joint ventures by the Company for the year ended 31 December 2024.

FUTURE PLANS FOR MATERIAL INVESTMENTS OR CAPITAL ASSETS

Save as disclosed in this annual report, the Group did not have other plans for material investments or capital assets for the coming year.

SHARE OPTION SCHEME

The Company has a share option scheme (the **"Share Option Scheme"**) which was approved and adopted by the shareholders of the Company (the **"Shareholder(s)"**) by way of written resolutions passed on 20 June 2018. The Share Option Scheme shall be valid and effective for a period of 10 years commencing on the date it was adopted. The purpose of the Share Option Scheme is to provide incentives or rewards to participants for their contribution to our Group and/or to enable our Group to recruit and retain high-calibre employees and attract human resources that are valuable to our Group and any entity in which our Group holds any equity interest (**"Invested Entity"**).

Under the Scheme, the Board of Directors of the Company may grant options to eligible employees, including directors of the Company and its subsidiaries, to subscribe for shares in the Company. The total number of shares in respect of which options may be granted under the Scheme is not permitted to exceed 10% of the shares in issue at any point in time, without prior approval from the Company's shareholders. The Company may not grant any options if the number of shares which may be issued upon exercise of all outstanding options granted and yet to be exercised under the Scheme and other schemes exceeds 30% of the Shares in issue from time to time. Options granted to the substantial shareholders or Independent Non-executive Directors of the Company in excess of 0.1% of the Company's share capital or with a value in excess of HK\$5,000,000 must be approved in advance by the Company's shareholders. The option will be offered for acceptance for a period of not less than five trading days from the date on which the option is granted. Upon acceptance of the option, Directors and eligible employees of the Company shall pay HK\$1.00 to the Company by way of consideration for the grant.

Options may be exercised at any time from the date of grant of the share option to the tenth anniversary of the date of grant. The exercise price is determined by the Board of Directors of the Company, and will not be less than the highest of (i) the nominal value of the Company's share; (ii) the closing price of the Shares on the date of grant; and (iii) the average closing price of the Shares for the five business days immediately preceding the date of grant. No share options have been granted since the adoption of the Scheme on 20 June 2018.

Management Discussion and Analysis

(1) Purpose of the Share Option Scheme

The purpose of the Share Option Scheme is to attract and retain the best available personnel, to provide additional incentive to employees (full-time and part-time), directors, consultants, advisers, distributors, contractors, suppliers, agents, customers, business partners or service providers of the Group and to promote the success of the business of the Group.

(2) Who may join and basis of eligibility

The Board may, at its absolute discretion and on such terms as it may think fit, grant any employee (full-time or part-time), director, consultant or adviser of the Group, or any substantial shareholder of the Group, or any distributor, contractor, supplier, agent, customer, business partner or service provider of the Group, options to subscribe at a price calculated in accordance with paragraph (3) below for such number of Shares as it may determine in accordance with the terms of the Share Option Scheme.

The basis of eligibility of any participant to the grant of any option shall be determined by the Board (or as the case may be, our independent non-executive Directors) from time to time on the basis of his contribution or potential contribution to the development and growth of the Group.

(3) Price of shares of the Company (the “Share(s)”)

The subscription price of a Share in respect of any particular option granted under the Share Option Scheme shall be a price solely determined by the Board and notified to a participant and shall be at least the higher of: (i) the closing price of our Shares as stated in the Stock Exchange’s daily quotations sheet on the date of grant of the option, which must be a business day; (ii) the average of the closing prices of our Shares as stated in the Stock Exchange’s daily quotations sheets for the five business days immediately preceding the date of grant of the option; and (iii) the nominal value of a Share on the date of grant of the option.

(4) Grant of options and acceptance of offers

An offer for the grant of options must be accepted within seven days inclusive of the day on which such offer was made. The amount payable by the grantee of an option to the Company on acceptance of the offer for the grant of an option is HK\$1.00.

(5) Maximum number of Shares

The total number of Shares which may be allotted and issued upon exercise of all options to be granted under the Share Option Scheme and any other share option schemes of the Group (excluding, for this purpose, options which have lapsed in accordance with the terms of the Share Option Scheme or any other share option schemes of the Group) must not in aggregate exceed 10% of the total number of Shares in issue as at the listing date. The Company may refresh this limit at any time, subject to the shareholders’ approval and the issue of a circular and in accordance with the GEM Listing Rules provided that the total number of Shares which may be allotted and issued upon exercise of all outstanding options to be granted under the Share Option Scheme and any other share option schemes of the Group must not exceed 10% of the Shares in issue as at the date of approval of the refreshed limit and for such purpose, options (including those outstanding, cancelled, lapsed or exercised in accordance with the Share Option Scheme and any other share option schemes of the Group) previously granted under the Share Option Scheme and any other share option schemes of the Group will not be counted. The above is subject to the condition that the maximum number of Shares which may be issued upon exercise of all outstanding options granted and yet to be exercised under the Share Option Scheme and any other share option schemes of the Group shall not exceed 30% of the Share Capital of the Company in issue from time to time.

Management Discussion and Analysis

(6) Maximum entitlement of each Eligible Person

The total number of Shares issued and to be issued upon exercise of options granted to any participant (including both exercised and outstanding options) under the Share Option Scheme or any other share option schemes of the Company in any 12-month period up to the date of grant shall not exceed 1% of the Shares in issue. Any further grant of options in excess of such limit must be separately approved by Shareholders in general meeting with such grantee and his close associates abstaining from voting. In such event, the Company must send a circular to the Shareholders containing the identity of the grantee, the number and terms of the options to be granted (and options previously granted to such grantee), and all other information required under the GEM Listing Rules. The number and terms (including the subscription price) of the options to be granted must be fixed before the approval of the Shareholders and the date of the Board meeting proposing such further grant should be taken as the date of grant for the purpose of calculating the subscription price.

(7) Time of exercise of option

An option may be exercised in accordance with the terms of the Share Option Scheme at any time during a period as the Board may determine which shall not exceed ten years from the date of grant subject to the provisions of early termination thereof.

(8) Period of the Share Option Scheme

The Share Option Scheme will remain in force for a period of ten years commencing on the date on the adoption Date and shall expire at the close of business on the business day immediately preceding the tenth anniversary thereof unless terminated earlier by the Shareholders in general meeting. As of the date of this report, the Share Option Scheme has a remaining life of approximately four years.

No share options have been granted/exercised/cancelled/lapsed under the Share Option Scheme during the year ended 31 December 2024. As at 31 December 2024, the Company has no outstanding share option under the Share Option Scheme. The total number of shares available for grant under the Share Option Scheme as at 1 January 2024 and 31 December 2024 were 10,000,000 shares. As at the date of this annual report, the total number of shares of the Company available for issue under the Share Option Scheme was 10,000,000 shares, representing 10% of the issued shares of the Company as at 20 June 2018. As at 31 December 2024, the remaining life of the Share Option Scheme is 3 years and 4 months.

COMPETING INTERESTS

The Directors are not aware of any business or interest of the Directors, the Controlling Shareholder and/or their respective associates (as defined under the GEM Listing Rules) that competed or might compete with the business of the Group and any other conflict of interest which any such person had or might have with the Group during the year ended 31 December 2024.

Management Discussion and Analysis

NON-COMPETITION UNDERTAKING

Each of the Controlling Shareholders (as defined in the GEM Listing Rules) has made an annual declaration to the Company that during the year ended 31 December 2024, he/she/it has complied with the terms of non-competition undertakings ("**Non-Competition Undertakings**") given in favour of the Company. The Independent Non-executive Directors have also reviewed the status of compliance by each of the Controlling Shareholders with the undertakings stipulated in the Non-Competition Undertakings and have confirmed that, as far as the Independent Non-executive Directors can ascertain, there is no breach of any of such undertaking.

In order to protect the Group's interest in its business activities, on 12 July 2018, each of Million Easy Enterprises Limited and Mr. Cheuk Sin Cheong, Clement and Ms. Au Corona Ching Mei M.H., the controlling shareholders of the Company (the "**Controlling Shareholders**") as covenantors (each of them, a "**Covenantor**" and collectively, the "**Covenantors**") executed a Deed of Non-competition in favour of our Company (for itself and as trustee for each of its subsidiaries).

In accordance with the Deed of Non-competition, each of the Covenantors undertakes that, from the Listing Date and ending on the occurrence of the earlier of (i) the date on which the Shares cease to be listed on the GEM; or (ii) the date on which the Covenantors and his/her/its close associates ceases to be entitled to exercise or control the exercise of 30% in aggregate of the voting power at general meetings of the Company:

He/she/it will not, and will use his/her/its best endeavours to procure any Covenantor, his/her/its close associates and any company directly or indirectly controlled by the Covenantor not to, either on his/her/its own or in conjunction with any body corporate, partnership, joint venture or other contractual agreement, whether directly or indirectly, whether for profit or not, carry on, participate in, hold, engage in, acquire or operate, or provide any form of assistance to any person, firm or company (except members of our Group) to conduct any business which, directly or indirectly, competes or is likely to compete with the business of our Company or any of our subsidiaries in Hong Kong and such other places as our Company or any of our subsidiaries may conduct or carry on business from time to time, including but not limited to the Business.

The Company has received a confirmation from the Controlling Shareholders on their compliance with the Deed of Non-competition from the Listing Date to the date of this annual report ("**Confirmation**"). The Independent Non-executive Directors have reviewed the Confirmations and confirmed that they are not aware of any non-compliance of the Deed of Non-competition by the Controlling Shareholders from the Listing Date to the date of this annual report.

Details of the undertaking has been set out in the section headed "Relationship with our Controlling Shareholders" of the Prospectus of the Company dated 28 June 2018.

Management Discussion and Analysis

DIVIDEND

The Board does not recommend the payment of a final dividend for the year ended 31 December 2024 (2023: Nil).

CORPORATE GOVERNANCE CODE

The Board is of the view that the Company has met the code provisions set out in the Corporate Governance Code (the “CG Code”) contained in Appendix C1 to the GEM Listing Rules during the year ended 31 December 2024, except for the deviation as specified and explained below with considered reasons for such deviations.

Provision C.2.1 of the CG Code stipulates that the roles of chairman and chief executive officer should be separate and should not be performed by the same individual. Mr. Cheuk Sin Cheong Clement is currently both the Chairman of our Board and the Chief Executive Officer of our Company. In view of the fact that Mr. Cheuk has been assuming the day-to-day responsibilities in operating and managing our Group since 1986 and the rapid development of our Group, the Board believes that with the support of Mr. Cheuk’s extensive experience and knowledge in the business of the Group, vesting the roles of both chairman of our Board and chief executive officer of our Company in Mr. Cheuk strengthens the solid and consistent leadership and thereby allows for efficient business planning and decision which is in the best interest to our Group.

The Directors consider that the deviation from provision C.2.1 of the CG Code is appropriate in such circumstances. Notwithstanding the above, the Board is of the view that this management structure is effective for our Group’s operations, and sufficient checks and balances are in place.

Except for code provision C.2.1 of the CG Code, our Company’s corporate governance practices have complied with the CG Code during the year ended 31 December 2024.

CODE OF CONDUCT REGARDING SECURITIES TRANSACTIONS BY DIRECTORS

The Company had adopted a code of conduct regarding securities transactions by Directors on terms no less exacting than the required standard of dealings as set out in Rules 5.48 to 5.67 of the GEM Listing Rules. Having made specific enquiry, the Company confirms that the Directors complied with required standard of dealings and its code of conduct regarding securities transactions by Directors during the year ended 31 December 2024.

Corporate Governance Report

RESPONSIBILITIES OF THE BOARD

The Board is responsible for the leadership and control of the Group, and oversees the Group's businesses, strategic decisions and performance. The Board is primarily responsible for the overall business plans and strategies of the Group, the implementation of the Group's policies and strategies, the monitoring of business performance, internal controls and risk management as well as supervising the management of the Group.

The Board delegates daily management, administration and operation of the Group to the management. The delegated functions are reviewed by the Board to ensure that they accommodate the needs of the Group.

CORPORATE CULTURE

The Group is committed to ensuring that its affairs are conducted in accordance with high ethical standards. This reflects its belief that, in the achievement of its long-term objectives, it is imperative to act with probity, transparency and accountability. By so acting, the Group believes that shareholder interests will be maximised in the long term and that its employees, those with whom it does business and the communities in which it operates will all benefit.

COMPOSITION OF THE BOARD

As at the date of this annual report, the Board comprises five Directors, including two Executive Directors and three Independent Non-executive Directors. The composition of the Board is set out as follows:

Executive Directors

Mr. Cheuk Sin Cheong Clement (*Chairman*)
Ms. Au Corona Ching Mei M.H.

Independent Non-Executive Directors

Mr. Yu Sau Ning Homer M.H.
Ms. Yee Wai Fong Wendy
Dr. Liu Ngai Wing (resigned on 13 June 2024)
Mr. Yip Yat Lam (appointed on 13 June 2024)

Biographical details of each Director and relationship between board members are set out on page 27 to page 29 of this annual report.

TERM OF APPOINTMENT AND RE-ELECTION OF DIRECTORS

In accordance with Article 83(3) of the Articles of Association of the Company (the "**Articles**"), the Directors have the power to appoint any person as a Director either to fill a casual vacancy on the Board or as an addition to the existing Board. Any Director appointed to fill a casual vacancy shall hold office until the first general meeting of members after his appointment and be subject to re-election at such meeting and any Director appointed as an addition to the existing board shall hold office only until the next following annual general meeting of the Company and shall then be eligible for re-election.

In accordance with Article 84(1) of the Articles, one-third of the Directors for the time being (or if their number is not a multiple of three, then the number nearest to but not less than one-third) shall retire from office by rotation provided that every Director shall be subject to retirement at an annual general meeting at least once every three years. The Directors to retire by rotation shall include any Director who wishes to retire and not offer himself for re-election. Any further Directors so to retire shall be those who have been longest in office since their last re-election or appointment but as between persons who became or were last re-elected Directors on the same day those to retire will (unless they otherwise agree among themselves) be determined by lot.

Corporate Governance Report

DIVERSITY OF THE BOARD

The Company has adopted a Board Diversity Policy to achieve board diversity through the consideration of a number of factors which include but not limited to gender, age, cultural and educational background, professional experience, skills, knowledge and length of service. All board appointments will be based on meritocracy, and candidates will be considered against objective criteria, having due regard for the benefits of diversity on the Board.

The nomination committee of the Company ("**Nomination Committee**") monitors the implementation of the Board Diversity Policy to ensure the effectiveness of the Board diversity policy.

During the year ended 31 December 2024, the Nomination Committee has reviewed the composition of the Board and as at the date of this annual report the profiles of the Directors are as follows:

		No. of Directors
Gender:	Male	3
	Female	2
Ethnicity:	Chinese	5
Age Group:	31–40	1
	41–50	0
	51–60	1
	61–70	2
	71–80	1
Length of Service (year):	1–10	5

The Nomination Committee opined that the Board had achieved gender diversity and possessed skill and expertise and a diverse mix which is appropriate for the business of the Company. It will review the composition and diversity of the Board on a regular basis to ensure its continued effectiveness. The Company has also taken and will continue to take steps to promote gender diversity at all levels of the Company, including but not limited to the Board and senior management levels and to improve the composition of the Board in order to develop a pipeline of potential successors.

As at 31 December 2024, approximately 65.3% of our total workforce were female. We will continue with our best endeavor to maintain female representation in our workforce.

CHAIRMAN AND CHIEF EXECUTIVE OFFICER

Pursuant to code provision C.2.1 of the CG Code, the roles of chairman and chief executive officer should be separated and should not be performed by the same individual. The division of responsibilities between the chairman and chief executive officer should be clearly established and set out in writing.

Mr. Cheuk Sin Cheong Clement is currently both the chairman of the Board and the chief executive officer of the Company, responsible for formulating the overall business development strategy and planning of the Group. In view that Mr. Cheuk has been responsible for the overall management of the Group since its inception, the Board believes that it is in the best interest of the Group to have Mr. Cheuk taking up both roles for effective management and business development.

The Board considers that the balance of power and authority, accountability and independent decision-making under our present arrangement will not be impaired because of the diverse background and experience of the other Executive Directors and Independent Non-executive Directors.

Further, the audit committee of the Company ("**Audit Committee**") has free and direct access to the Company's external auditors and independent professional advisers when it considers necessary. Therefore, the Directors consider that the deviation from code provision C.2.1 of the CG Code is appropriate in such circumstance.

In order to maintain good corporate governance and to fully comply with code provision C.2.1 of the CG Code, the Board comprises five experienced and high-calibre individuals who include two Executive Directors and three Independent Non-executive Directors who are able to offer advice from various perspectives. In addition, for major decisions of the Group, the Company will consult the appropriate Board committees and senior management. Considering the present size and the scope of business of the Group, we consider that it is not in the best interest of the Company and the shareholders as a whole to separate the roles of the chairman and the chief executive officer, because the separation would render the decision-making process of the Company less efficient than the current structure. Therefore, the Directors consider that the present arrangement is beneficial to and in the interest of the Company and the shareholders as a whole and the deviation from code provision C.2.1 of the CG Code is appropriate in such circumstance.

INDEPENDENT NON-EXECUTIVE DIRECTORS

The Company has complied with Rule 5.05 of the GEM Listing Rules relating to the appointment of at least three Independent Non-executive Directors, with at least one of them have appropriate professional qualifications or accounting or related financial management expertise.

The Company has received from each of the Independent Non-executive Directors an annual confirmation of independence pursuant to Rule 5.09 of the GEM Listing Rules and considers the Independent Non-executive Directors to be independent in accordance with the independence guidelines set out in the GEM Listing Rules.

Each of the Independent Non-executive Directors has signed a letter of appointment with the Company for a specific terms of three years and is subject to retirement by rotation in accordance with the Articles.

Corporate Governance Report

BOARD COMMITTEES

Audit Committee

The Company has established an Audit Committee with written terms of reference in compliance with Rule 5.28 of the GEM Listing Rules and the paragraph D.3.3 and A.2.1 of CG Code. The Audit Committee consists of three Independent Non-executive Directors namely Mr. Yu Sau Ning Homer M.H., Ms. Yee Wai Fong Wendy, Dr. Liu Ngai Wing (resigned on 13 June 2024) and Mr. Yip Yat Lam (appointed on 13 June 2024), Mr. Yu Sau Ning Homer M.H. is the chairman of the Audit Committee.

The primary duties of the Audit Committee are to assist the Board in providing an independent view of the effectiveness of the Company's financial reporting process, internal control and risk management system, to monitor the independence and objectivity of the external auditor, to oversee the audit process, to perform the corporate governance function and other duties and responsibilities as assigned by the Board. Four Audit Committee meetings have been held during the Relevant Period to review with the management the accounting standards and practices adopted by the Group, and discussing auditing, internal control, risk management and financial reporting matters including the review of annual results and financial statements for the year ended 31 December 2024 and review of result for six months ended 30 June 2024. Details of the attendance records of the Audit Committee members are set out on page 21 of this annual report.

Remuneration Committee

The Company has established a Remuneration Committee of the Company with written terms of reference in compliance with paragraph E.1.2 of the CG Code. The Remuneration Committee consists of one Executive Director namely Ms. Au Corona Ching Mei M.H. and three Independent Non-executive Directors, namely Mr. Yu Sau Ning Homer M.H., Dr. Liu Ngai Wing (resigned on 13 June 2024). and Mr. Yip Yat Lam (appointed on 13 June 2024). Dr. Liu Ngai Wing was the chairman of the Remuneration Committee (resigned on 13 June 2024). Mr. Yu Sau Ning Homer M.H. is the chairman of the Remuneration Committee (appointed on 13 June 2024). The primary duties of the Remuneration Committee include (but without limitation): (i) making recommendations to the Directors on the policy and structure for all remuneration of Directors and senior management and on the establishment of a formal and transparent procedure for developing policies on such remuneration; (ii) determining the terms of the specific remuneration package of the Directors and senior management; (iii) reviewing and approving performance-based remuneration with reference to corporate goals and objectives resolved by the Directors from time to time; and (iv) to review and/or approve matters relating to Share Option Scheme under Chapter 23 of the GEM Listing Rules.

One Remuneration Committee meeting has been held during the Relevant Period to review the remuneration structure of the Directors and make recommendation on the adjusted remuneration packages to the executive Directors. Details of the attendance records of the Remuneration Committee members are set out on page 21 of this annual report.

Corporate Governance Report

Nomination Committee

The Company has also established a Nomination Committee with written terms of reference in compliance with paragraph B.3.1 of the CG Code. The Nomination Committee consists of one Executive Director namely Mr. Cheuk Sin Cheong Clement and two Independent Non-executive Directors, namely Mr. Yu Sau Ning Homer M.H. and Ms. Yee Wai Fong Wendy. Mr. Cheuk Sin Cheong Clement is the chairman of the Nomination Committee. The primary function of the Nomination Committee is to, inter alia, make recommendations to the Board to fill vacancies in the Board. The secretary of the Company shall call a meeting of the Nomination Committee, and invite nominations of candidates from Board members for consideration by the Nomination Committee.

The Nomination Committee may also put forward candidates who are not nominated by Board members. The factors which would be used as reference by the Nomination Committee in assessing the suitability of a proposed candidate for Director include, inter alia, reputation for integrity, professional qualifications, skills, knowledge and experience that are relevant to the Company's business and corporate strategy, willingness to devote adequate time to discharge duties as Board member, diversity of the Board, and such other perspectives appropriate to the Company's business. The Nomination Committee shall make recommendations for the Board's consideration and approval.

During the Relevant Period, one Nomination Committee meeting has been held to review the structure, size and composition of the Board by reference to the criteria as mentioned above, assess the independence of the Independent Non-executive Directors and make recommendation on the re-election of the Directors at the annual general meeting of the Company held on 16 June 2023. Details of the attendance records of the Nomination Committee members are set out on page 21 of this annual report.

BOARD MEETINGS

For a regular Board meeting, at least 14 days' notice will be given to the Board members. For other Board and committee meetings, reasonable notices are generally given. An agenda and Board papers of the regular meeting are sent to all Directors in advance within reasonable time and all Directors are free to contribute and share their views at the meeting. Minutes of all Board and committee meetings are circulated to the Directors and open for inspection by the Directors.

The Articles contains provisions requiring the Directors to abstain from voting and not to be counted in the quorum at meetings for approving any contract or arrangement or any other proposal in which such Directors or any of their close associates have a material interest.

Corporate Governance Report

ATTENDANCE RECORD OF DIRECTORS AND COMMITTEE MEMBERS

The attendance record of each Director at the Board Meetings, Audit Committee Meeting, Nomination Committee Meeting, Remuneration Committee Meeting and annual general meeting of the Company held for the year ended 31 December 2024 is set out in the table below:

Name of Directors	Board Meeting	Audit Committee Meeting	Nomination Committee Meeting	Remuneration Committee Meeting	Annual General Meeting
Executive Directors					
Mr. Cheuk Sin Cheong Clement	2/2	N/A	1/1	N/A	1/1
Ms. Au Corona Ching Mei M.H.	2/2	N/A	N/A	1/1	1/1
Independent Non-Executive Directors					
Mr. Yu Sau Ning Homer M.H.	2/2	2/2	1/1	1/1	1/1
Ms. Yee Wai Fong Wendy	2/2	2/2	1/1	N/A	1/1
Dr. Liu Ngai Wing (resigned on 13 June 2024)	1/1	1/1	N/A	1/1	N/A
Mr. Yip Yat Lam (appointed on 13 June 2024)	1/1	1/1	N/A	N/A	1/1

CORPORATE GOVERNANCE FUNCTIONS

According to code provision A.2 of the CG Code, the Board is responsible for performing the corporate governance duties of the Company.

The Board reviewed the Company's corporate governance policies and practices, continuous professional development of Directors, the Company's policies and practices on compliance with legal and regulatory requirements, the compliance of the GEM Listing Rules, and the Company's compliance with the CG Code and disclosure in this Corporate Governance Report.

FINANCIAL REPORTING

The Directors acknowledge their responsibilities for the preparation of the consolidated financial statements of the Group. In preparing the consolidated financial statements for the year ended 31 December 2024, the Group has selected suitable accounting policies in accordance with accounting principles and applied them consistently. A statement by the auditors of the Company about its responsibilities for the financial statements is set out in the independent auditor's report contained in this annual report. The Directors adopt the going concern approach in preparing the consolidated financial statements and are not aware of any material uncertainties relating to events or conditions that may cast significant doubt on the Company's ability to continue as a going concern.

Corporate Governance Report

CONTINUING PROFESSIONAL DEVELOPMENT OF THE DIRECTORS

Pursuant to the code provision C.1.4 under Appendix C1 to the GEM Listing Rules, all Directors should participate in continuous professional development to develop and refresh their knowledge and skills to ensure that their contribution to the Board remains informed and relevant. During the year ended 31 December 2024, the Directors were provided with timely updates on the Company's performance, financial position and prospects to enable the Board as a whole and each Director to discharge their duties.

The Group continuously updates the Directors on the latest developments regarding the GEM Listing Rules and other applicable regulatory requirements, so as to ensure that he/she is aware of his/her responsibilities and obligations as well as to maintain good corporate governance practices.

COMPANY SECRETARY

Ms. Pang Yuk Fong is the Company Secretary of the Company. Please refer to the section headed "Biographical Details of the Directors and Senior Management" of this annual report for the biographical details of the Company Secretary of the Company.

For the year ended 31 December 2024, Ms. Pang has undertaken not less than 15 hours of relevant professional training in accordance with Rule 5.15 of the GEM Listing Rules.

AUDITOR'S REMUNERATION

The Company engaged Confucius International CPA Limited as its Auditor for the year ended 31 December 2024. The analysis of the auditor's remuneration for the year ended 31 December 2024 is set out as follow:

Type of services provided by external auditor	Amount of fees HK\$'000
Audit services	600
Non-audit service	205
Total	805

RISK MANAGEMENT AND INTERNAL CONTROL

The Board has responsibility for maintaining appropriate and effective risk management and internal control systems of the Group. The Board has delegated responsibility to the Audit Committee to review the Group's risk management and internal control matters annually.

For the year ended 31 December 2024, the Group did not have an internal audit function as required under code provision D.2.5 of the CG Code. The Company has engaged an external independent internal control consultant to review the Group's risk management and internal control systems. The Audit Committee has reviewed the internal control review report issued by the external independent consultant on the Company's risk management and internal control systems in respect of the year ended 31 December 2024 and considered that they are effective and adequate. The Board has assessed the effectiveness of the Group's internal control systems by considering the internal control review report and reviews performed by the Audit Committee and concurred the same.

Corporate Governance Report

The Board opined that it will be more cost effective to engage an external consultant to review its risk management and control system. Therefore, during the Reporting Period, the Group has engaged PAL Advisory Limited (“**PAL**”), as its risk management and internal control review advisor for the year ended 31 December 2024, to review the Group’s risk management system.

The procedures used to identify, evaluate and manage major risks by the Group are summarised as follows:

Risk identification

- Identify risks that may potentially affect the Group’s business and operations.

Risk assessment

- Assess the risks identified by using the assessment criteria developed by the management; and
- Consider their impact on our business and the likelihood of their occurrence.

Risk response

- Prioritise the risks by comparing the results of the risk assessment; and
- Determine the risk management strategies and internal control procedures to prevent, avoid or mitigate the risks.

Risk monitoring and reporting

- Perform ongoing and periodic monitoring of the risks to ensure that the appropriate internal control procedures are in place;
- Revise the risk management strategies and internal control procedures if there is any significant change of situation; and
- Report the results of risk monitoring to the management and the Board regularly.

The Board considered that the major risks of the Group have been managed within the acceptable level and the management will continue to monitor the residual risks and report to the Board on an ongoing basis.

The management and various departments of the Group will conduct periodic self-assessment of the effectiveness of the internal control policies and procedures. PAL Advisory Limited has been engaged and has assisted the Group to perform a review of the effectiveness of the Group’s internal control systems that covers financial, operational and compliance controls.

The Board, supported by the Audit Committee and PAL, is directly responsible for risk management and internal control systems of the Group and for reviewing its effectiveness. Based on the reviews performed by the management, the comments from the Audit Committee and the recommendations for areas of improvement from the external auditor and the risk management and internal control review advisor, the Board is of the view that the Group’s risk management and internal control systems are effective and adequate for the year ended 31 December 2024.

DISCLOSURE OF INSIDE INFORMATION

The Company maintains a framework for the handling and dissemination of inside information and the disclosure policy of the framework sets out the procedures and internal controls to ensure inside information remains confidential until such information is appropriately disclosed and the announcement of such information is made in a timely manner in compliance with the SFO and the GEM Listing Rules.

The Group complies with requirements of Securities Futures Ordinance (the “SFO”) and the GEM Listing Rules. The Group discloses inside information to the public as soon as reasonably practicable unless the information falls within any of the safe harbours as provided in the SFO. Before the information is fully disclosed to the public, the Group ensures that the information is kept strictly confidential. If the Group believes that the necessary degree of confidentiality cannot be maintained or that confidentiality may have been breached, the Group will immediately disclose the information to the public. The Group is committed to ensure that information contained in announcements are not false or misleading as to a material fact, or false or misleading through the omission of a material fact in view of presenting information in a clear and balanced way, which requires equal disclosure of both positive and negative facts.

DIVIDEND POLICY

The Board endeavors to strike a balance between the interests of the shareholders of the Company and prudent capital management with a sustainable dividend policy. In proposing any dividend payout, the Board shall also take into account, inter alia:

1. the actual and expected financial performance of the Group;
2. retained earnings and distributable reserves of the Company and each of the other members of the Group;
3. economic conditions and other internal or external factors that may have an impact on the business or financial performance and position of the Group;
4. business strategies of the Group, including future cash commitments and investment needs to sustain the long-term growth aspect of the business;
5. the current and future operations, liquidity position and capital requirements of the Group;
6. statutory and regulatory restrictions; and
7. other factors that the Board deems appropriate.

The Board will review the Dividend Policy as appropriate from time to time.

THE SHAREHOLDERS' RIGHTS TO CONVENE AN EXTRAORDINARY GENERAL MEETING AND PUT FORWARD PROPOSALS AT SUCH MEETING

Pursuant to article 58 of the Articles, any one or more shareholders holding at the date of deposit of the requisition not less than one-tenth of the paid up capital of the Company carrying the right of voting at general meetings shall at all time have the right, by written requisition to the Board or the secretary of the Company at the principal place of business of the Company in Hong Kong, to require an extraordinary general meeting to be called by the Board for the transaction of any business specified in such requisition; and such meeting shall be held within 2 months after the deposit of such requisition. If within 21 days of such deposit the Board fails to proceed to convene such meeting, the requisitionist(s) himself (themselves) may do so in the same manner, and all reasonable expenses incurred by the requisitionist(s) as a result of the failure of the Board shall be reimbursed to the requisitionist(s) by the Company.

COMMUNICATIONS WITH SHAREHOLDERS AND INVESTORS

To ensure that the shareholders and potential investors are provided with ready, equal and timely access to balanced and understandable information about the Company, the Company has established several channels to communicate with the shareholders as follows:

- (i) corporate communications such as annual reports, interim reports, quarterly reports and circulars are issued in printed form and are available on the website of the Stock Exchange at www.hkexnews.hk and on the website of the Company at www.hanveygroup.com.hk;
- (ii) periodic announcements are published on the websites of the Stock Exchange and the Company;
- (iii) corporate information is made available on the Company's website; and
- (iv) annual and extraordinary general meetings provide a forum for the shareholders to make comments and exchange views with the Directors and senior management.

The Company recognised the importance of effective communication with the Shareholders and adopted the shareholder communication policy.

The Board and management maintain a continuing dialogue with the Shareholders and other stakeholders through various channels which includes but not limited to the Company's general meetings. The Company encourages all shareholders to attend general meetings which provide a useful forum for shareholders to exchange views with the Board. During the year, an annual general meeting of the Company was held to pass resolutions which are significant to the operation of the Company.

To provide timely and effective communication, the Company maintains a corporate website (www.hanveygroup.com.hk) where information and updates on the Company's business developments and operations, financial information, corporate governance practices and other information are available for public access.



Corporate Governance Report

The implementation and effectiveness of the Shareholder Communication Policy have been reviewed by the Board during the year ended 31 December 2024. The Board opined that the current channels are sufficient for the Company to communicate with the shareholders. Thus, this Policy is considered as effective. Shareholders can refer to the “Shareholders’ Communication Policy” posted on the Company’s website for more details.

The Company keeps on promoting investor relations and enhancing communication with the existing shareholders and potential investors. It welcomes suggestions from investors, stakeholders and the public. Enquiries to the Board or the Company may be sent by post to the Company’s principal place of business in Hong Kong.

Whistle-blowing policy and Anti-corruption policy

Whistle-blowing and anti-corruption policies have been established. More details and the mechanism of these 2 Policies can be found in the 2023 Environmental, Social and Governance Report of the Company.

CONSTITUTIONAL DOCUMENTS

There was no change to the Company’s constitutional documents during the year ended 31 December 2024.

Biographical Details of the Directors and Senior Management

Biographical details of the Directors and the senior management of the Group are set out as follows:

EXECUTIVE DIRECTORS

Mr. CHEUK Sin Cheong Clement (卓善章), aged 66, is the chairman of our Board, our founder, our Executive Director, one of our Controlling Shareholders and our Chief Executive Officer. He is also the chairperson of our Nomination Committee. He is a director of each of the operating subsidiaries of our Group. Mr. Cheuk is primarily responsible for formulating our Group's overall strategy planning, overseeing sales and marketing, product development, and overall management of our Group's business.

Mr. Cheuk has more than 36 years of experience in the watch industry, particularly in product design development, sales and marketing. He was the vice chairman of the 17th session of and the chairman of the 18th session of The Federation of Hong Kong Watch Trades & Industries Limited and an advisor of The Federation of Hong Kong Watch Trades & Industries Limited since 2000. He was also a member of Watches and Clocks Advisory Committee of the Hong Kong Trade Development Council from 1996 to 2007.

Mr. Cheuk obtained a Master's Degree of Business Administration (executive) from the City University of Hong Kong in November 2001. He was admitted as an honorary fellow of the Professional Validation Centre of Hong Kong Business Sector in June 2015. He was also awarded the Young Industrialist Awards for the year 1998/1999 by the Hong Kong Young Industrialists Council and an awardee member of the Hong Kong Young Industrialists Council in November 1998. Mr. Cheuk was also a director of the 32nd board of directors of Yan Oi Tong as well as a Council Member of The Hong Kong Repertory Theatre Council Member (2016–2022). Presently he is the Executive Vice President of Hong Kong Young Industrialists Council Foundation. In July 2024, Mr. Cheuk was awarded Chief Executive's Commendation for Community Service by the Government of the HKSAR.

He is the spouse of Ms. Au Corona Ching Mei M.H.

Ms. AU Corona Ching Mei M.H. ("Mrs. Cheuk") (歐靜美), aged 64, is our Executive Director, one of our Controlling Shareholders and the legal representative of Shenzhen 3 Wells Watch Company Limited. She is a member of our Remuneration Committee. She is also a director of each of the operating subsidiaries of our Group. She is primarily responsible for overseeing our Group's administrative, human resources and financial management, and assisting in the management of our Group's business.

Mrs. Cheuk has more than 35 years of experience in the watch industry. Prior to joining our Group, she worked in the Finance Department in China Resources Textiles Company Limited from July 1978 to January 1985 and worked as a deputy financial manager in China Resources Silk Co., Ltd from January 1985 to November 1987.

Mrs. Cheuk was awarded the China's Hundred Outstanding Women Entrepreneurs* (中國百名傑出女企業家) by the China Association of Woman Entrepreneurs* (中國女企業家協會) in October 2006 and was awarded the Medal of Honour (MH) by the Government of the HKSAR in July 2010. She was a director, the vice chairlady and the chairlady of Yan Oi Tong from 2004 to 2006, 2006 to 2009 and 2009 to 2010 respectively. She was a committee member of the tenth Hubei Municipal Committee of the Chinese People's Political Consultative Conference* (中國人民政治協商會議湖北省第十屆委員會委員) and a director of Po Leung Kuk. She is currently a permanent honorary committee member of The Chinese General Chamber of Commerce, Hong Kong, a member of the Cantonese Opera Development Fund Advisory Committee, Vice-President of the Scout Association of Hong Kong, Kowloon Tong District and Council Member of the Hong Kong Chinese Orchestra.

Mrs. Cheuk obtained a Diploma of Graduate Gemologist from the Gemological Institute of America in March 2003. Mrs. Cheuk is the spouse of Mr. Cheuk Sin Cheong Clement.

* For identification purposes only

Biographical Details of the Directors and Senior Management

INDEPENDENT NON-EXECUTIVE DIRECTORS

Mr. YU Sau Ning Homer M.H. (余壽寧), aged 72, is our Independent Non-executive Director, the chairperson of our Audit Committee, and a member of our Remuneration Committee and Nomination Committee. Mr. Yu is responsible for supervising and providing independent judgment to our Board, the Remuneration Committee, the Audit Committee and the Nomination Committee.

Mr. Yu has 46 years of experience in the wholesale and retail markets of wine and spirit, skincare and household products. He has been the chief executive officer of Cheong Hing Store Ltd., Cheong Hing (1917) Limited, Youthful Technology International Ltd. and Youthful Wonder Limited since 1981, 1981, 1989 and 2014 respectively. In June 2016, he founded and became the director of One Belt One Road Eurasia Centre (HK) Limited.

Mr. Yu was awarded the Chevalier de l'ordre national du Merite by the Government of France in June 1996 and was awarded the medal of honour by the Government of the HKSAR in 1999. He was appointed as a member of the eleventh and twelfth National People's Congress HKSAR Representative Elective Committee and was appointed as a committee member of the first Chinese People's Political Consultative Conference of Huangpu, Guangzhou in August 2015. He was also appointed as a member by the Consumer Council for the period between 2003 and 2008. In December 2008, he received the honorary decoration award from the Chamber of Beauty Culture & Cosmetics of All-China Federation of Industry & Commerce. He is a vice chairman of the Customer Consultative Group of CLP Power Hong Kong Limited since October 2023. He is also a member of the Customer Consultative Group of CLP Power Hong Kong Limited since 2010. He was an elected member of the retailer category of Quality Tourism Services Association Governing Council (QTSA) from December 2003 to December 2017, and an appointed member of the QTSA from December 2017 to December 2023, and the chairman of the Better Business Environment Committee of QTSA from December 2003 to December 2023. He has been the chairman of the seventh Professional's Committee of Kowloon Federation of Association since June 2015. He has been an honorary life president of the Cosmetic & Perfumery Association of Hong Kong Ltd. since 1996.

Mr. Yu obtained a Degree of Master of Science from the National University of Ireland in April 2003 and a Diploma in Strategy and Innovation from the University of Oxford in June 2022. He was admitted as honorary senior fellow by the Professional Validation Centre of Hong Kong Business Sector (PVCBS) in November 2005, and was the president of the 6th session of the executive committee of PVCBS.

Ms. YEE Wai Fong Wendy (余惠芳), aged 59, is our Independent Non-executive Director and a member of our Audit Committee and Nomination Committee. She is responsible for supervising and providing independent judgment to our Board, the Audit Committee and the Nomination Committee.

Ms. Yee has more than 30 years of experience in finance and accounting areas in the Asia Pacific. Prior to joining our Group, she was a senior auditor of Deloitte Touche Tohmatsu from July 1988 to April 1993. From July 1993 to November 2006 she has served a number of positions in the Motorola Asia Pacific Limited, a multinational telecommunications company listed in the United States, with her last position as a controller for Hong Kong, the Philippines and the business development team of its networks and enterprise business. From December 2006 to April 2010 she has served a number of position in Ecolab Limited, a subsidiary of Ecolab Inc., a company listed in the United States, with her last position as Asia control director. From May 2010 to July 2012 she served as a vice president of finance in Active-Semi International, Inc. From July 2012 to June 2013, she worked as a senior director of finance and accounting, Asia, at Mikli Asia Limited. She then served as a director of finance from April 2014 to June 2017 at Targus Asia Pacific Limited. From 15 December 2023, she served as a finance manager at Ruihua Investment (Hong Kong) Company Limited.

Ms. Yee obtained a Degree of Bachelor of Social Sciences from the University of Hong Kong in November 1988 and a Degree of Bachelor of Science from the University of London in August 2002. She further obtained a Degree of Master of Business Administration from the University of Dubuque in December 2002. She has been admitted as a member of the Institute of Chartered Accountants in England and Wales in February 2006, and as an associate of the Hong Kong Institute of Certified Public Accountants since April 1992.

Biographical Details of the Directors and Senior Management

Mr. Yip Yat Lam (葉溢霖), aged 39, obtained a Bachelor's Degree in Law from the China University of Political Science and Law in June 2008. Since 2009, Mr. Yip serves as the General Manager of Guangzhou Jianxing Fabric Co. Limited responsible for strategic planning on sale of fabric, financial management, client liaison and recruitment of staff. From 2015 to 2022, he was a Financial Advisor of Prudential Hong Kong Limited. Since 2019, Mr. Yip is also the General Manager of Guangzhou Yiming Cultural Communication Co. Limited responsible for strategic planning on sale of wine, financial management, client liaison and recruitment of staff. Mr. Yip serves as a Senior Sales Manager, AIA Hong Kong since 2022. Since 2023, Mr. Yip serves as the General Manager of Guangzhou Requs Overseas Consulting Service Co. Limited responsible for providing advice and services on migration, financial management, client liaison and recruitment of staff.

SENIOR MANAGEMENT

Ms. Pang Yuk Fong (彭玉芳), aged 58, is our Company Secretary. She is responsible for company secretarial matters of the Group.

Ms. Pang is an experienced practising certified public accountant in Hong Kong with more than 31 years of professional accounting and company secretarial experience. Ms. Pang is a fellow member of the Hong Kong Institute of Certified Public Accountants, the Association of Chartered Certified Accountants, the Institute of Chartered Accountants in England and Wales, The Hong Kong Chartered Governance Institute (formerly known as The Hong Kong Institute of Chartered Secretaries) and the Chartered Governance Institute. Ms. Pang holds a Master of Professional Accounting Degree from the Hong Kong Polytechnic University.



Report of Directors

REPORT OF DIRECTORS

The Directors present their report and the audited financial statements of the Company and the audited consolidated financial statements of the Group for the year ended 31 December 2024.

PRINCIPAL ACTIVITIES

The Company is an investment holding company and its subsidiaries are principally engaged in the design and development, manufacturing and distribution of watch products on ODM basis for watch manufacturers, brand owners and watch importers across the globe.

RESULTS AND APPROPRIATIONS

The results of the Group for the year ended 31 December 2024 and the financial positions of the Company and of the Group as at that date are set out in the audited consolidated financial statements on pages 78 to 147 of this annual report.

SUMMARY OF FINANCIAL INFORMATION

A summary of the published results and assets and liabilities of the Group for the last five financial years, as extracted from the audited financial statements, is set out on page 148 in the annual report. This summary does not form part of the audited consolidated financial statements.

MAJOR CUSTOMERS AND SUPPLIERS

During the year ended 31 December 2024, the revenue attributable to the Group's largest customer accounted for approximately 46.24% (2023: 37.80%) of the Group's total revenue and the revenue attributable to the Group's five largest customers accounted for approximately 81.76% (2023: 83.40%) of the Group's total revenue.

During the year ended 31 December 2024, the costs incurred in respect of the Group's largest supplier accounted for approximately 12.35% (2023: 8.73%) of the Group's total cost of services and materials sold incurred and the costs incurred in respect of the Group's five largest suppliers accounted for approximately 47.64% (2023: 35.63%) of the Group's total cost of services and materials sold incurred.

None of the Directors or any of their close associates, or any shareholder of the Company (who to the knowledge of the Directors own 5% or more of the issued shares of the Company) had any beneficial interest in any the Group's major customers or suppliers during the year ended 31 December 2024.

PROPERTY, PLANT AND EQUIPMENT

Details of movements in the property, plant and equipment of the Group during the year ended 31 December 2024 are set out in note 16 to the consolidated financial statements.

SHARE CAPITAL

Details of the movements in the share capital of the Company during the year ended 31 December 2024 are set out in note 30 to the consolidated financial statements.

Report of Directors

DEBENTURES

The Company did not issue any debentures during the year ended 31 December 2024.

RESERVES

Details of movement in the reserves of the Group and the Company during the year ended 31 December 2024 are set out in the consolidated statement of changes in equity on page 81 and in note 31 to the consolidated financial statements respectively.

PURCHASE, SALE OR REDEMPTION OF LISTED SECURITIES

None of the Company or any of its subsidiaries purchased, sold or redeemed any of the Company's listed securities during the year ended 31 December 2024.

PRE-EMPTIVE RIGHTS

There are no provision for pre-emptive rights under the Company's Articles or the laws of the Cayman Islands, being the jurisdiction in which the Company is incorporated, which would oblige the Company to offer new shares on a pro rata basis to existing shareholders.

CONNECTED TRANSACTIONS

During the year ended 31 December 2024, the Group has not entered into any connected transactions or continuing connected transactions that are not exempted under the GEM Listing Rules.

RELATED PARTY TRANSACTIONS

Details of the significant related party transactions entered into by the Group during the year ended 31 December 2024 are set out in note 37 to the consolidated financial statements. To the best knowledge of the Directors, none of these related party transactions constitutes connected transactions that need to be disclosed under the GEM Listing Rules.

BUSINESS REVIEW

A review of the Group's business during the year ended 31 December 2024 and analysis of the Group's performance using financial key performance indicators and prospectus of the Group's business are provided in sections headed "Chairman's Statement" on pages 4 and 5 and "Management Discussion and Analysis" on pages 6 to 15 of the annual report and the notes to the consolidated financial statements.

ENVIRONMENTAL POLICIES AND PERFORMANCE

The Group is committed to promoting sustainability both in term of business development and impact to the environment. The Group has complied with all the relevant environmental protection law and regulations that have significant impact on the Group's business where the Group is operating. The Group will review its environmental practices from time to time and will consider implementing further measures and practices to enhance sustainability whenever appropriate and possible.



Report of Directors

A discussion on the Group's environmental policies and performance for the year ended 31 December 2024 is set out in the section headed "Environmental, Social and Governance Report" on pages 39 to 71 of this annual report.

COMPLIANCE WITH RELEVANT LAWS AND REGULATIONS

The Group seeks to uphold high standard of integrity in all aspects of business and is committed to ensure that its affairs are conducted in accordance with applicable laws and regulatory requirements and has formulated and adopted various internal control measures, approval procedures and training within all business units at all levels of the Group. During the year ended 31 December 2024, there has been no violation or breach of relevant laws and regulations that had a significant impact on the Company.

RELATIONSHIP WITH KEY STAKEHOLDERS

The Group emphasises on maintaining good relationship with its stakeholders and considers it a key element to sustainable business growth.

Employees

The Group has always been people-oriented and has attached great importance to human resource management. We attract excellent talents through fair recruitment policy and provide employees with training opportunities, good career development prospect and growth opportunities. From time to time, we offer our employees remuneration packages that are comprehensive and attractive. Some employees may be granted options under the Share Option Scheme in recognition of their contribution. We also value our employee's physical and mental development. Diverse events and activities are organised for the employees for fostering work-life balance and personal growth.

Customers

The Group is committed to offering our customers products and services to the best of our ability. We highly value comments and suggestions of our customers and have always maintained effective communications with the customers. We will continue to reach out for current and prospective customers through, inter-alia, on-site visits and major customers satisfaction surveys. We believe that customers' feedback would help us to identify areas of improvement and advance us to achieve excellence.

Suppliers

Maintaining good relationship with suppliers is essential to the Group's business performance and growth because suppliers can have direct influence over the quality of the products and services and customer satisfaction. We adopt a "Management Measures for Suppliers" in respect of the supplier selection procedures, quality testing methods and comprehensive appraisal and evaluation system on potential and existing suppliers and their products and performance. We are committed to establishing a close and long-term cooperation relationship with business partners.

RISK AND UNCERTAINTIES

Our Group's financial condition, results of operations and business prospects may be affected by a number of risks and uncertainties directly or indirectly pertaining to our Group's businesses. The followings are the key risks and uncertainties identified by our Group. There may be other risks and uncertainties in addition to those shown below which are not known to our Group or which may not be material now but could turn out to be material in the future.

Report of Directors

Risks relating to our industry

We operate in a highly competitive environment and we cannot assure you that we will be able to grow or sustain our competitiveness

Watch manufacturing in the PRC is highly competitive and fragmented with over 1,000 players. The pricing of and demand for our watches are significantly affected by the intensity of competition we face. Our competitors may have substantially greater financial and technological resources, design and manufacturing capacities and stronger customer and supplier relationships than we do. As a result, we cannot assure you that we may be able to compete effectively with these competitors and the competitive pressures could adversely affect our business and financial condition and results of operations.

Changes in existing laws and regulations and the imposition of new laws, regulations, restrictions and any other entry barriers in relation to our industry may increase our costs

We are subject to compliance with various laws and regulations relating to the production and sales of watches in the jurisdictions in which we operate. Failure to comply with these laws and regulations may result in imposition of conditions on or the suspension of sale or seizure of our products, or significant penalties or claims. In the event that the countries in which we operate increase the stringency of such laws and regulations, our operating costs may increase and we may not be able to pass these additional costs onto our customers. Further, in the event that any jurisdiction in which we operate or plan to operate impose any new laws, regulations, restrictions or other barriers to entry, our ability to expand may be limited and our growth and development may be adversely affected.

Risks relating to conducting business in the PRC

We operate our production facility in the PRC. A substantial part of parts and components are sourced from various suppliers who are mostly Hong Kong companies with production facilities in the PRC. Accordingly, the business, results of operations and financial condition as well as prospects of our Group are subject, to a significant degree, to the economic, political and legal developments in the PRC.

Political and economic policies of the PRC Government may affect our business and results of operations and may result in our inability to sustain our growth and expansion strategies

The PRC economy has largely been a centrally planned economy, which differs from other developed economies of the world in many respects, including:

- the degree of the PRC Government's involvement;
- the growth rate and degree of development;
- the uniformity in implementation and enforcement of laws;
- the content of and control over capital investment;
- the control of foreign exchange; and
- the allocation of resources.

The PRC economy has been transitioning from a centrally planned economy to a more market-oriented economy. For approximately three decades, the PRC Government has implemented economic reform measures to utilise market forces in the development of the PRC economy. The PRC economy has grown significantly in recent decades, though we cannot assure you that this growth will continue or continue at the same pace.

Report of Directors

In addition, the PRC Government continues to play a significant role in regulating industries and the economy through policy measured. As such, we cannot assure you that we will not be adversely affected by the measures that are under continuous adjustments. Also, the PRC Government has implemented various measures to guide the allocation of resources. Some of these measures may benefit the overall economy of the PRC, but may also have a negative impact on the watch industry or on us. For example, our financial results may be adversely affected by government control over capital investments or changes in tax regulations that are applicable to us.

Financial risks

Details of financial risks are set out in note 39 to the consolidated financial statements.

DIRECTORS

The Directors during the year and up to the date of this annual report are as follows:

Executive Directors

Mr. CHEUK Sin Cheong Clement (*Chairman*)

Ms. AU Corona Ching Mei M.H.

Independent non-executive Directors

Mr. YU Sau Ning Homer M.H.

Ms. YEE Wai Fong Wendy

Dr. LIU Ngai Wing (resigned on 13 June 2024)

Mr. YIP Yat Lam (appointed on 13 June 2024)

In accordance with Article 83(3) of the Articles of Association of the Company (the “**Articles**”), the Directors have the power to appoint any person as a Director either to fill a casual vacancy on the Board or as an addition to the existing Board. Any Director appointed to fill a casual vacancy shall hold office until the first general meeting of members after his appointment and be subject to re-election at such meeting and any Director appointed as an addition to the existing board shall hold office only until the next following annual general meeting of the Company and shall then be eligible for re-election.

Pursuant to Article 84(1) of the Articles, at each annual general meeting one-third of the Directors for the time being, or, if their number is not three or a multiple of three, then the number nearest to but not less than one-third, shall retire from office by rotation and shall be eligible for re-election. Every Director, including those appointed for a specific term, shall be subject to retirement by rotation at least once every three years.

CHANGES IN INFORMATION OF DIRECTORS

There is no change in the information of Directors, which is required to be disclosed pursuant to Rule 17.50A(1) of the GEM Listing Rules during the year ended 31 December 2024.

DIRECTORS’ SERVICE CONTRACTS

None of the Directors proposed for re-election at the forthcoming annual general meeting has an unexpired service contract with the Company and/or any of its subsidiaries, which is not determinable by the employing company within one year without payment of compensation, other than statutory compensation.

Report of Directors

DIRECTORS' AND SENIOR MANAGEMENT'S BIOGRAPHIES

Biographical details of the Directors and the senior management of the Group are set out on pages 27 to 29 of this annual report.

EMOLUMENTS OF DIRECTORS AND FIVE HIGHEST PAID INDIVIDUALS

Details of the emoluments of the Directors and the five highest paid individuals of the Group are set out in notes 10 and 11 to the consolidated financial statements, respectively.

DIRECTORS' INTEREST IN SIGNIFICANT CONTRACTS

Save for the related party transactions and connected transactions disclosed in note 37 to the consolidated financial statements, no Director had a material interest, either directly or indirectly, in any contract of significance to the business of the Group to which the Company or any of its subsidiaries was a party during the year ended 31 December 2024.

DIRECTOR'S INTEREST IN TRANSACTIONS, ARRANGEMENT AND CONTRACTS OF SIGNIFICANT

Save as disclosed in this annual report, there are no transactions, arrangements or contracts of significance that is significant to the Group's business to which the Company or any of its subsidiaries was a party and in which a person who at any time was a Director or his connected entity had, directly or indirectly, a material interest subsisted at any time during the year ended 31 December 2024.

CONTROLLING SHAREHOLDERS' INTERESTS IN CONTRACTS OF SIGNIFICANCE

Saved as disclosed in this annual report, no contract of significance has been made between the Company or any one of its subsidiaries and a Controlling Shareholder or its subsidiaries during the year ended 31 December 2024 or as at the date of this annual report.

PERMITTED INDEMNITY PROVISIONS

Pursuant to Article 164 of the Articles, the Directors, secretary and other officers and every Auditor for the time being of the Company and the liquidator or trustees (if any) for the time being acting in relation to any of the affairs of the Company and everyone of them, and everyone of their heirs, executors and administrators, shall be indemnified and secured harmless out of the assets and profits of the Company from and against all actions, costs, charges, losses, damages and expenses which they or any of them, their or any of their heirs, executors or administrators, shall or may incur or sustain by or by reason of any act done, concurred in or omitted in or about the execution of their duty, or supposed duty, in their respective offices or trusts; and none of them shall be answerable for the acts, receipts, neglects or defaults of the other or others of them or for joining in any receipts for the sake of conformity, or for any bankers or other persons with whom any moneys or effects belonging to the Company shall or may be lodged or deposited for safe custody, or for insufficiency or deficiency of any security upon which any moneys of or belonging to the Company shall be placed out on or invested, or for any other loss, misfortune or damage which may happen in the execution of their respective offices or trusts, or in relation thereto; provided that this indemnity shall not extend to any matter in respect of any fraud or dishonesty which may attach to any of said persons. Such provision was in force during the year ended 31 December 2024. In addition, the Company has also maintained Directors' and officers' liability insurance during the year ended 31 December 2024, which provides appropriate cover for the directors and officers of the Group.

Report of Directors

MANAGEMENT CONTRACTS

As at 31 December 2024, the Company did not enter into or have any management and administration contracts in respect of the whole or any principal business of the Company.

DIRECTORS' RIGHT TO ACQUIRE SHARES

Apart from as disclosed under the paragraph headed "Directors' and chief executives' interests and short positions in shares, underlying shares and debentures or any associated corporation" below, at no time during the year ended 31 December 2024 were rights to acquire benefits by means of the acquisition of shares in the Company granted to any Director or their respective spouse or children under 18 years of age, or were any such rights exercised by them; or was the Company, or the Company's subsidiary or holding company or a subsidiary of the Company's holding company a party to any arrangement to enable the Directors to acquire such rights in any other body corporate.

DIRECTORS' AND CHIEF EXECUTIVES' INTEREST AND SHORT POSITION IN SHARES, UNDERLYING SHARES AND DEBENTURES OR ANY ASSOCIATED CORPORATION

As at 31 December 2024, the interests and short positions of the Directors and chief executives of the Company in the shares, underlying shares and debentures of the Company or any of its associated corporations (within the meaning of Part XV of the SFO which were notified to the Company and the Stock Exchange pursuant to Divisions 7 and 8 of Part XV of the SFO (including interests or short positions which they were taken or deemed to have under such provisions of the SFO), or which were recorded in the register required to be kept by the Company pursuant to Section 352 of the SFO, or which were required, pursuant to Rules 5.46 to 5.68 of the GEM Listing Rules, to be notified to the Company and the Stock Exchange, were as follows:

Long position in shares of the Company:

Name of Director	Capacity/Nature of Interest	Long position	
		Number of ordinary shares	Percentage of total number of shares
Mr. Cheuk Sin Cheong, Clement ("Mr. Cheuk") (Note)	Interest in controlled corporation	126,225,000	51.00%
Ms. Au Corona Ching Mei M.H. ("Mrs. Cheuk") (Note)	Interest in controlled corporation	126,225,000	51.00%

Note: 126,225,000 shares of the Company are registered in the name of Million Easy Enterprises Ltd. ("Million Easy"), the entire issued share capital of which are legally and beneficially owned by Mr. Cheuk and Mrs. Cheuk in equal shares. Under the SFO, both Mr. Cheuk and Mrs. Cheuk are deemed to be interest in all the shares of the Company held by Million Easy.

Report of Directors

Long position in the ordinary shares of associated corporation:

Name of Director	Name of associated corporation	Capacity/ Nature of Interest	Long position	
			Number of ordinary shares	Percentage of total number of shares
Mr. Cheuk	Million Easy	Beneficial Interest	1	50%
Mrs. Cheuk	Million Easy	Beneficial Interest	1	50%

Save as disclosed above, as at 31 December 2024, none of the Directors or chief executives of the Company had any interests or short positions in the shares, underlying shares and debentures of the Company or any of its associated corporations (within the meaning of Part XV of the SFO), which were required to be notified to the Company and the Stock Exchange pursuant to Divisions 7 and 8 of Part XV of the SFO (including interests or short positions which they were taken or deemed to have under such provisions of the SFO), or which were required pursuant to section 352 of the SFO, to be entered in the register referred to therein, or which were required, pursuant to Rules 5.46 to 5.67 of the GEM Listing Rules relating to securities transactions by directors to be notified to the Company and the Stock Exchange.

SUBSTANTIAL SHAREHOLDERS' INTERESTS AND/OR SHORT POSITIONS IN THE SHARES AND UNDERLYING SHARES OF THE COMPANY

As at 31 December 2024, other than the Directors and chief executive of the Company, the following persons/entities have an interest or a short position in the shares or the underlying shares of the Company as recorded in the register of the Company required to be kept under section 336 of the SFO:

Long position in shares of the Company:

Name	Capacity/Nature of Interest	Long position	
		Number of ordinary shares	Percentage of total number of shares
Million Easy	Beneficial Interest	126,225,000	51.00%

Save as disclosed above, as at 31 December 2024, the Directors are not aware of any other persons/entities (other than a Director and chief executive of the Company) who had, or were deemed or taken to have any interests or short position in any shares or underlying shares of the Company as recorded in the register required to be kept under section 336 of the SFO.

PURCHASE, REDEMPTION OR SALE OF LISTED SECURITIES OF THE COMPANY

Neither the Company, nor any of its subsidiaries purchased or sold any of the Company's listed securities during the year ended 31 December 2024. The Company had not redeemed any of its listed securities during the year ended 31 December 2024.

Report of Directors

COMPETITION AND CONFLICT OF INTERESTS

None of the Directors, the management shareholders or substantial shareholders of the Company or any of its respective associates has engaged in any business that competes or may compete, either directly or indirectly, with the businesses of the Group, as defined in the GEM Listing Rules, or has any other conflict of interests with the Group during the year ended 31 December 2024.

CORPORATE GOVERNANCE

Details of the Company's corporate governance practices are set out in the Corporate Governance Report on pages 16 to 26 of this annual report.

SUFFICIENCY OF PUBLIC FLOAT

Based on information that is publicly available to the Company and within the knowledge of the Directors, the Directors confirm that the Company maintained the amount of public float as required under the GEM Listing Rules during the year ended 31 December 2024 and up to the date of this annual report.

DIVIDEND

The Board do not recommend the payment of a final dividend for the year ended 31 December 2024.

DONATION

During the year ended 31 December 2024, the Group made charitable and other donations amounting to approximately HK\$0.09 million (2023: HK\$0.86 million).

INDEPENDENCE OF INDEPENDENT NON-EXECUTIVE DIRECTORS

The Company has received from each of the Independent Non-executive Directors an annual confirmation in writing of his independence pursuant to Rule 5.09 of the GEM Listing Rules and the Company considers all the independent non-executive Directors to be independent.

AUDITOR AND CHANGES IN THE PRECEDING THREE YEARS

The consolidated financial statements of the Group for the year ended 31 December 2021 was audited by HLB Hodgson Impey Cheng Limited ("HLB") who resigned on 28 December 2022. The Board appointed Confucius International CPA Limited ("**Confucius**") as the auditor of the Company with effect from 28 December 2022 to fill the casual vacancy following the resignation of HLB.

Save as disclosed above, there has been no other change of auditors for the preceding three years.

ON BEHALF OF THE BOARD

Mr. CHEUK Sin Cheong Clement

Chairman

Hong Kong, 31 March 2025

Environmental, Social and Governance Report

ABOUT THE GROUP

The Group is principally engaged in the design and development, manufacturing and distribution of watch products on original design manufacturing (“**ODM**”) basis for watch manufacturers, brand owners and watch importers across the globe. The Group derives revenue mainly from the sale of: (i) finished watches, (ii) semi-knocked-down kits, and (iii) watch parts, and provision of assembly services relating to sales of watches.

For the year ended 31 December 2024, the Group’s revenue amounted to approximately HK\$138.7 million, decreased by approximately 25.30% when compared with that of 2023.

OVERVIEW

Purpose

Hanvey Group Holdings Limited (the “**Company**”), together with its subsidiaries (collectively, the “**Group**”), successfully listed on the GEM of the Stock Exchange of Hong Kong Limited (“**HKEx**”) on 12 July 2018. In accordance with the requirements of HKEx, listed companies are required to provide an Environmental, Social and Governance Report (“**ESG Report**”). The objective of this ESG Report is to highlight the Group’s ESG performance for the purpose of assisting all stakeholders in understanding the Group’s ESG concepts and practices in achieving sustainable development for the future.

Reporting Period

This ESG report is for the period from 1 January 2024 to 31 December 2024 (the “**2024 Reporting Period**”).

Unless otherwise stated, this ESG Report covers the Group’s ESG-related activities, challenges, and measures taken during the year ended 31 December 2024 (the “**Reporting Period**” or “**2024**”).

Scope of Report

The Group is principally engaged in the design and development, manufacturing and distribution of watch products on original design manufacturing (“**ODM**”) basis for watch manufacturers, brand owners and watch importers across the globe. The products are produced from our manufacturing facility in the People’s Republic of China (the “**PRC**”) (the “**Factory**”). Each business segment of the Group has a different impact on the environment and society. For the purpose of this report, the Group herein will review its core business activities and operations in terms of their environmental and social objectives, policies and practices, and their impacts and performances.

This ESG report will cover the main operations and activities of the Factory and our administrative office (the “**Office**”) located in Hong Kong.

Environmental, Social and Governance Report

Basis of Preparation

The Report complies with the disclosure requirements set out in the ESG Reporting Guide (“**ESG Reporting Guide**”) as outlined in Appendix C2 of the GEM Listing Rules and Guidance Governing the Listing of Securities on HKEx. The content of this ESG report includes two main subject areas, as outlined and required by the ESG Reporting Guide, namely Area A – Environmental and Area B – Social and further includes the disclosure of climate-change related issues, which have or may impact our Group.

This ESG Report, which has been reviewed and approved by the board of the Company (the “**Board**”), both reviews and reports the core business operations and activities of the Group and follows the principles of materiality, quantitative, balance, and consistency to disclose relevant statistics and information. This ESG Report has been compiled in accordance with the “comply or explain” provisions in the ESG Reporting Guide.

Materiality: Important and relevant information to stakeholders on different ESG aspects is covered in the Report. A materiality assessment was conducted to determine material ESG issues and the results of the assessment have been approved by the Board.

Quantitative: The relevant standards, methodologies and assumptions used to prepare the quantitative information is disclosed, as appropriate. Quantitative information is provided with narrative and comparative figures, where possible.

Consistency: Consistent methodologies are used to prepare and presents ESG data in this ESG Report, unless otherwise specified, to allow for meaningful comparisons.

Balance: The information is presented without the inappropriate use of selections, omissions or other forms of manipulation that would influence a decision or judgment of the reader.

Corporate Goals and Visions

The Group’s vision is to be a leading manufacturer and an “one-stop service” provider on a sustainable basis of high-quality watches in both the PRC and worldwide. We are committed to providing these products with a reasonable return on investments to our shareholders, whilst being a socially and environmentally responsible company and providing a safe, healthy, and pleasant working environment to our employees.

Environmental, Social and Governance Report

BOARD STATEMENT

The Board is committed to the sustainable development of the Group and the performance of its corporate social responsibilities. The Board believes that focusing on resources management, occupational safety, health, and ESG management can enhance the Group's corporate image, reduce ESG risks, and improve compliance with relevant laws and regulations. This, in turn, can boost the Group's competitiveness and promote its sustainable business development.

The Group's ESG philosophy is to create long-term value for its stakeholders in alignment with the strategic development and sustainability of its business. The Group is committed to maintaining a rigorous corporate governance framework to promote and safeguard the interests of shareholders and other stakeholders, thereby upholding the Group's credibility and reputation.

The Board continuously enhances its supervision over the Company's ESG governance and increases its engagement efforts. The Company sets annual environmental targets related to its business, and the Board regularly reviews and discusses the establishment and progress of these targets. The Company has adopted the Hong Kong Stock Exchange Environmental, Social, and Governance Reporting Guide, under which it carries out sustainability tasks in environmental protection, employee welfare, and production safety.

GOVERNANCE STRUCTURE

Throughout the 2024 Reporting Period, the Group maintained the same ESG management structure and process as the last reporting period (from 1 January 2023 to 31 December 2023, "**2023**" or "**2023 Reporting Period**"). The Board of the Group is responsible for formulating and setting goals and targets, approving strategic direction and policies, and monitoring performance including ESG issues. Our ESG strategies, management policy and approach are based on compliance with relevant legal and regulatory requirements, the principle of sustainability and opinions from our key stakeholders. The Group's visions and goals, and the ESG management policy and approach can be summarized in the following statements:

1. The Group is committed to be successful in undertaking its business, whilst providing strong returns to our investors and supporters, a healthy and safe working environment to our employees and helping to provide sustainable developments for the local communities and the Group.
2. The Board has the overall responsibility for the Group's ESG strategy and reporting. The Board is responsible for evaluating and determining the Group's ESG-related risks, and ensuring that appropriate and effective ESG risk management and internal control systems are in place. Our Management are delegated the responsibility of coordinating the implementation of the Group's environment, employment and service quality assurance policies.

In addition, the Group strives to contribute to the local community, in order to achieve its vision of sustainability.

Environmental, Social and Governance Report

3. The Board leads and provides direction to Management by instituting ESG policies and initiatives, supervising their implementation and monitoring ESG performance. The Board continues to explore ways to further strengthen the ESG governance of the Group. The Board reviews ESG affairs regularly, including environmental protection, employment and labour practices, operating practices, and community investment, and implements appropriate measures to enhance the ESG performance of the Group.

Overall, the Group takes an active role in ensuring sustainable and environmentally friendly production and operations by employing various measures, which are compliant with relevant laws, operating practices and standards. The Group continues to uphold our established environmental protection and management system.

STAKEHOLDER COMMUNICATION

The Group actively engages with stakeholders to identify ESG issues that need to be addressed. Stakeholder engagement is the process by which an organisation involves parties who may be affected by the decision it makes or can influence the implementation of its decisions. The Management had performed the following:

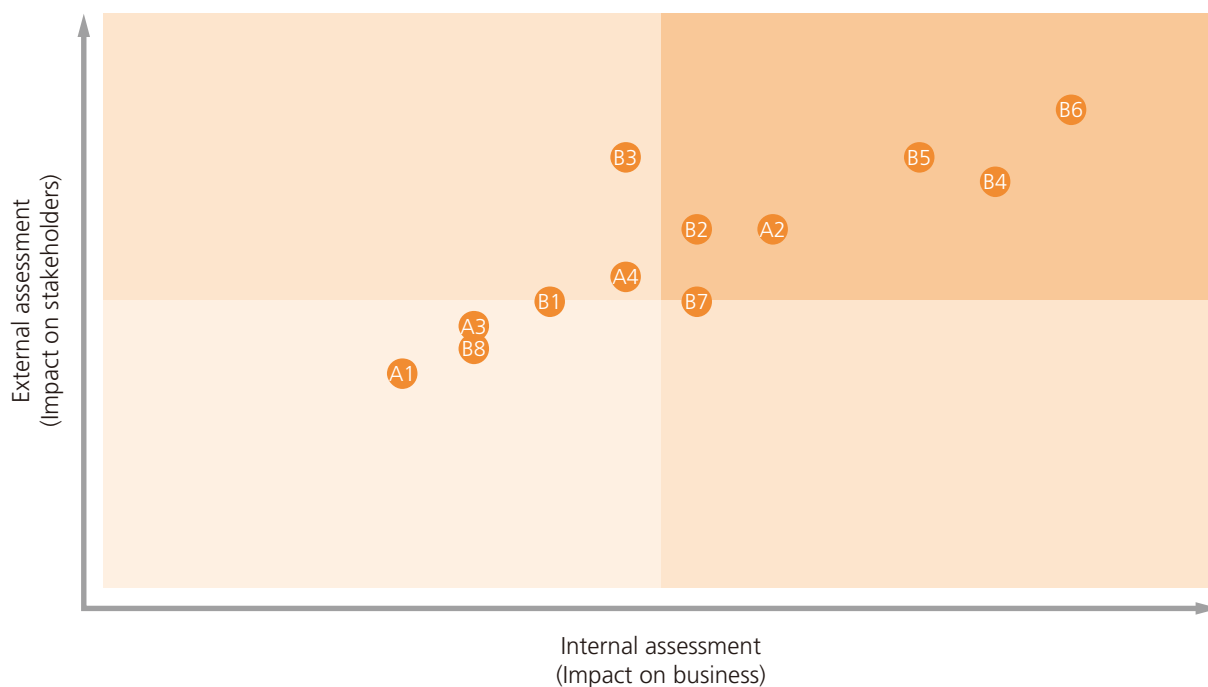
- generated a full and complete list of stakeholders by consulting various departments within the Group;
- relied on the ongoing communication channels and day-to-day interactions and dedicated meetings (whenever deemed necessary) to engage these stakeholders; and
- reduced the list of stakeholders into a workable size, and complete the Stakeholder Influence – Dependency Matrix to work out a list of key stakeholders.

Stakeholders	Communication channels
Government/regulatory organisations	<ul style="list-style-type: none">• Announcement and other annual, interim and quarterly reports
Shareholders/investors	<ul style="list-style-type: none">• Information disclosed on the HKEX website and corporate website• Annual general meeting and other shareholders' meetings
Employees	<ul style="list-style-type: none">• Employee performance evaluation• On-the-job training• Internal e-mail
Customer	<ul style="list-style-type: none">• Corporate website• Customer service hotline
Community	<ul style="list-style-type: none">• Industry events• Corporate social responsibility activities

Environmental, Social and Governance Report

MATERIALITY ASSESSMENT

To better understand stakeholders' opinions and expectations regarding the Group's ESG performance, we adopt a systematic approach for conducting annual materiality assessments. During the Reporting Period, the Group's materiality matrix is as follows:



Social			
Environmental	Employment and Labour Practices	Operating Practices	Community
A1. Emissions	B1. Employment	B5. Supply Chain Management	B8. Community Investment
A2. Use of Resources	B2. Health and Safety	B6. Product Responsibility	
A3. Environment and Natural Resources	B3. Development and Training	B7. Anti-corruption	
A4. Climate Change	B4. Labour Standards		

Environmental, Social and Governance Report

CONTACT US

The Group welcomes feedback and suggestions from stakeholders. You may share your valuable insights on this ESG Report or the Group's sustainability performance through the following channels:

Address: Rooms 3, 5 and 6, 15th Floor, Tower One, Ever Gain Plaza, No. 88 Container Port Road, Kwai Chung, New Territories, Hong Kong

Tel: (852) 2489 2318

A. ENVIRONMENT

Environmental Areas Overview

The Group, being one of the major watch manufacturers in Hong Kong, is committed to promoting sustainability both in terms of business development and impact to the environment. We embrace principles and practices that help minimise our carbon footprint, energy consumption and climate change impacts.

The Factory of the Group in Shenzhen is regulated by the "Environmental Protection Law of the People's Republic of China", the "Solid Waste Pollution Prevention and Control Law of the People's Republic of China", the "Cleaner Production Promotion Law of the People's Republic of China" and the "Atmospheric Pollution Prevention and Control Law of the People's Republic of China" and other environmental protection regulatory standards issued by the central and local governments.

During the 2024 Reporting Period, the Group is not aware of any material non-compliance of the PRC environmental protection laws and regulations.

Apart from strictly complying with laws and regulations, the Management will identify and evaluate the environmental aspects of all its work activities that are most likely to give rise to significant adverse environmental impacts. The Management will also communicate with other stakeholders and identify the environmental aspects of the following activities which are likely to cause negative environmental impact or improve general sustainability:

- Gas emissions;
- Water discharge;
- Waste disposal;
- Land contamination;
- Noise pollution;
- Global warming;

Environmental, Social and Governance Report

- Sustainability and the efficient use of raw materials, energy, water and other natural resources;
- Other local environmental issues; and
- National and local laws and regulations.

At least once every year, the Management will review the environmental aspects, and regularly monitor if any new laws and regulations have been implemented.

A1. Emissions and Wastes

The Group realises that the public and investors are paying more attention to environmental protection and corporate social responsibility. Therefore, we always attach great importance to sound environmental management and strive to protect the environment to fulfil the Group's social responsibility.

To comply with relevant local laws and regulations and implement environmental policies, the Group keeps track of the latest national and regional environmental protection laws and regulations regularly, and uses them as a basis to strengthen our environmental protection measures. The Group strictly abides by the regulations including the "Environmental Protection Law of the People's Republic of China" in the PRC and other legislations regarding environmental protection in the PRC.

During the Reporting Period, there was no incident of non-compliance with the relevant local environmental laws and regulations relating to exhaust gas and GHG emissions and discharges of pollutants into water and generation of hazardous or non-hazardous wastes that have a significant impact on the Group.

(i) Air pollutants and greenhouse gas emissions

During the 2024 Reporting Period, air pollutants emitted from the Group such as sulphur oxides, nitrogen oxides and particulate matter were mainly generated from the use of motor vehicles.

To minimise the adverse impact on the environment, all vehicles and machinery of the Group are driven by unleaded petrol and electricity respectively.

The main source of the Group's air pollutants and greenhouse gas emissions derived from direct emission from the mobile combustion sources ("**Scope 1**") and indirect emission from acquired electricity emissions ("**Scope 2**").

Environmental, Social and Governance Report

The Group's emissions performance is as follows:

Type of emission	Unit	2024	2023
Air pollutants ²			
– Nitrogen oxides	Kilograms	10.00	14.77
– Sulphur oxides	Kilograms	0.27	0.38
– Particulate matter	Kilograms	0.80	1.09
Greenhouse gas emissions ³			
– Scope 1– Direct greenhouse gas emissions	Tonnes CO ₂ e	47.88	68.12
– Scope 2 – Energy indirect greenhouse gas emissions	Tonnes CO ₂ e	142.05	146.44
Total emissions	Tonnes CO ₂ e	189.93	214.56
Total greenhouse gas emissions intensity	Tonnes CO ₂ e/ HKD million revenue	1.37	1.16

The Group achieved the greenhouse gas emission reduction target (1%-2% reduction) set last year during the Reporting Period, with Scope 1 greenhouse gas emissions reduced by 29.71%. In the coming year, the Group targets to at least maintain and if possible, continue to reduce its air pollutants and greenhouse gas emissions by 1–2%.

Notes:

1. As at 31 December 2024, the Group's total revenue was HK\$138.7 million. This figure is also used for calculating other intensity data.
2. The calculation method of exhaust gas emissions refers to "How to prepare an ESG Report – Appendix 2: Reporting Guidance on Environmental KPIs" issued by the Stock Exchange.
3. Greenhouse gas emissions data is presented in terms of carbon dioxide equivalent and is based on, but not limited to the "Greenhouse Gas Protocol: A Corporate Accounting and Reporting Standards" issued by the World Resources Institute and the World Business Council for Sustainable Development, the "Circular on the Management of Greenhouse Gas Emissions Reporting by Enterprises in the Power Generation Sector for the Period 2023–2025" issued by Ministry of Ecology and Environment of the People's Republic of China, the Global Warming Potential Values from the "Sixth Assessment Report" issued by the Intergovernmental Panel on Climate Change, "How to Prepare an ESG Report – Appendix 2: Reporting Guidance on Environmental Key Performance Indicators" issued by the Stock Exchange, and "Sustainability Report 2021" released by HK Electric Investments Limited.

Environmental, Social and Governance Report

(ii) Hazardous and non-hazardous waste

Waste production was mainly attributed to the discarded packaging materials and domestic wastes of the office; therefore, hazardous wastes produced are immaterial. Our non-hazardous wastes are disposed off at the refuse collection points set on the premise of the industrial park. The Group had conducted an environmental impact assessment on its production facilities, and the result indicated that emissions of air pollutants, greenhouse gases, water, sewage and non-hazardous wastes have complied with the PRC regulations.

The following measures have been implemented by the Group to reduce wastes:

- duplex printings and reuse single-sided printed papers;
- using durable tableware instead of non-recyclable or disposable ones in the staff canteen in PRC; and
- providing reusable face masks and protective caps to staff.

(iii) Sewage

Domestic sewage and production sewage account for our wastewater generation. During the 2024 Reporting Period, approximately 0.5 tonnes of waste water were recycled. Domestic sewage is discharged into the municipal sewage pipeline network for processing.

To ensure the sewage discharge meets the regulatory standard, production sewage is centralised and collected by qualified service providers regularly. We also monitor our sewage discharge to ensure no hazardous effluents are discharged into the neighbourhood.

A2. Use of Resources

The Group are proactive in seeking opportunities to minimise the negative impact of its business activities on the environment. In order to reduce the use of resources, the Group actively implements measures in energy conservation and pollution reduction.

During the Reporting Period, the Group has established appropriate and effective management policies and monitoring systems to address ESG matters, and confirms that the disclosed content complies with the requirements of the ESG Reporting Guide.

The Group are proactive in seeking opportunities to minimise the negative impact of its business activities on the environment. In order to reduce the use of resources, the Group actively implements measures in energy conservation and pollution reduction.

Environmental, Social and Governance Report

(i) Electricity & Fuel Consumption

The major energy consumption of the Group in its daily operations is the electricity consumed in the operations. The Group has formulated rules and regulations to achieve the goal of electricity saving and efficient consumption. The relevant specific measures are as follows:

- turn off all unnecessary lighting, air conditioner and other office equipment in office areas conference rooms when not in use;
- maintain the indoor temperature at an optimal, comfortable level to conserve energy; and
- enhance the maintenance and overhaul of equipment so as to maintain the best condition of all our electronic equipment for effective use of electricity.

The Group's energy consumption performance is summarized below:

Types of Energy	Unit	2024	2023
Direct energy consumption ⁴			
– Gasoline	kWh	212,134.29	248,195.88
Indirect energy consumption			
– Purchased Electricity	kWh	231,822.00	271,830.00
Total energy consumption	kWh	443,956.29	520,025.88
Total energy consumption intensity	kWh/HKD million revenue	3,200.84	2,900.35

Compared to the 2023 Reporting Period, the total utilization of electricity decreased by 14.72% in the 2024 Reporting Period. The intensity has increased by 14.29% in the 2024 Reporting Period mainly due to the decline in revenue.

In 2024, the Group utilized fossil fuels, specifically 17,937 litres of petrol for the use of passenger vehicles owned by the Group in the PRC and Hong Kong.

For the coming year, we will continue to encourage and monitor our employees on energy saving practices, and target to lower the electricity and fuel consumption by 1–2%.

Note:

4. The unit conversion method of energy consumption data is formulated according to the "Energy Statistics Manual" released by International Energy Agency.

Environmental, Social and Governance Report

(ii) Water

The main business of the Group is manufacturing and distribution of watch products on ODM watches, which do not rely heavily on energy consumption or water resources and do not have any issue in sourcing water. Water usage in both Hong Kong and the PRC operations is mainly due to domestic consumption. In the process of quality checking (watches' water resistance test), only limited amount of water is used while the assembly lines do not produce any industrial sewage. To reduce consumptions, water is reused whatever possible.

The table below recorded and compared the 2024 Reporting Period and the 2023 Reporting Period's water consumption in the PRC:

Water Consumption	Unit	2024	2023
Total water consumption	Cubic metre	1,190	1,884
Water consumption intensity	Cubic metre/ HKD million revenue	8.58	10.15

The Group relies on city water supply for both industrial production and daily usage and we do not have any problem on sourcing of our water needs. In comparison to the 2023 Reporting Period, the Group recorded a decrease of approximately 36.84% in freshwater consumption during the 2024 Reporting Period.

For the coming year, we will continue to mobilize our staff and workers to save freshwater consumption, nevertheless continue to expand our operations, and target a water consumption to reduce 1–2% freshwater consumption.

(iii) Paper and Packaging Materials

The Group's major product is watch, where most of the packaging materials are used for the presentation of products. During the 2024 Reporting Period, the paper and packaging materials consumed of the Group and its intensity were as follows:

Type	Unit	2024	2023
Paper	Tonnes	1.24	1.91
Gift box	Boxes	8,752	8,532

In comparison to the 2023 Reporting Period, the Group recorded a decrease of usage of paper by 35.08% and an increase of usage of packing materials by 2.58%.

Environmental, Social and Governance Report

A3. Environment and Natural Resources

The Group's business operations and activities do not create significant adverse environmental impact and hazards. As a responsible corporation, we have implemented our environmental protection policy and have complied with all national and local environmental laws, rules and regulations, and industry standards. We are committed to conserving resources in order to reduce its negative impact on the environment as well as saving operational costs. We cooperate with the local government agencies and support environmental organizations' activities to build a "green" society. The Group has also implemented green purchasing practices and best practice technologies to conserve natural resources whenever applicable.

During the 2024 Reporting Period, freshwater, fossil fuels, electricity and paper-based packaging materials for normal production operation were the key elements which were considered to have an adverse impact on the environment. We have continued to support all measures to reduce, reuse, recycle, and replace as far as possible and practicable as laid down in our Environmental Policy and Measures. During the 2024 Reporting Period, the Group did not receive any warning or complaint notice from any governmental environmental agencies, clients or business partners for the violation of any environmental rules and regulations, the act of polluting the environment or causing any environmental troubles. For the coming year, we will continue to achieve zero complaints and no pollution occurrences, and to explore new avenues and means to accomplish our goals of conserving natural resources and protecting the environment.

A4. Climate Change

We take a holistic view on the impact, risk and associated potentials associated with climate change and sustainability. In our industry, we regard ourselves as a relatively passive participant in these issues with due regard to our scale of operation and the degree of participation in the product design, usage and maintenance. We focus on due diligence in terms of adhering to the ideals and principles of sustainability which had long been embedded in our sourcing process. Through constant communications, regular negotiations and reviews, our teams strive to meet the sustainability objectives set forth by our Board. Our products are required to meet stringent and demanding standards and specifications, thus limiting the flexibility of our design in response to climate change risks. Abide these limitations; we believe our effort has a positive influence on the overall Management of climate risks.

Environmental, Social and Governance Report

B. SOCIETY

B1. Employment

We have complied with the Employment Ordinance in Hong Kong and the Labour Law of the PRC in all labour-related issues which include compensation, working hours, rest periods, recruitment and promotion, dismissal procedures, equal opportunity, diversity and anti-discrimination.

The Group is committed to creating a work atmosphere free of discrimination and harassment. Discriminatory acts or motives in all phases of employment on the grounds of nationality, physical ability, gender, age and any other legally protected status are strictly prohibited in the Group. Employees are encouraged to report any unlawful discrimination or any form of harassment. The Group investigates expeditiously and takes appropriate corrective actions once we have confirmed the allegations.

In addition to performance bonuses and statutory benefits, the Group offers the employees other benefits, which include healthcare benefits, maternity and paternity leave, marriage leave, and birthday leaves, etc. On top of the compulsory social insurance under the Labour Law in the PRC, employees of the Group in the PRC are entitled to annual health examinations.

The Group strives to maintain its employee turnover rate at an acceptable level so as to facilitate the accumulation of professional skills and experience.

During the 2024 Reporting Period, the Group is not aware of any material non-compliance of the laws and regulations relating to compensation and dismissal, recruitment and promotion, working hours, rest periods, equal opportunity, diversity and discrimination. These laws and regulations include:

- Employment Ordinance of HKSAR
- Labour Law of the PRC
- Law of the PRC on the Protection of Persons with Disabilities
- Race Discrimination Ordinance
- Sex Discrimination Ordinance
- Family Status Discrimination Ordinance

Environmental, Social and Governance Report

For the year ended 31 December 2024, the Group had a total of 101 full-time employees, and its breakdown is as follows:

Indicator	2024		2023	
	No. of employees	Percentage	No. of employees	Percentage
By gender				
Male	35	34.7	39	35.5
Female	66	65.3	71	64.5
By age				
18 to 30	20	19.8	31	28.2
31 to 40	31	30.6	35	31.8
41 to 50	25	24.8	24	21.8
51 or above	25	24.8	20	18.2
By employment type				
Full-time	101	100.0	110	100.0
Part-time	0	0	0	0
By operational role				
General staff	72	71.3	71	64.6
Middle management	5	5	5	4.5
Senior management	24	23.7	34	30.9
By geographical region				
Hong Kong	11	10.9	17	15.5
Mainland China	90	89.1	93	84.5

Environmental, Social and Governance Report

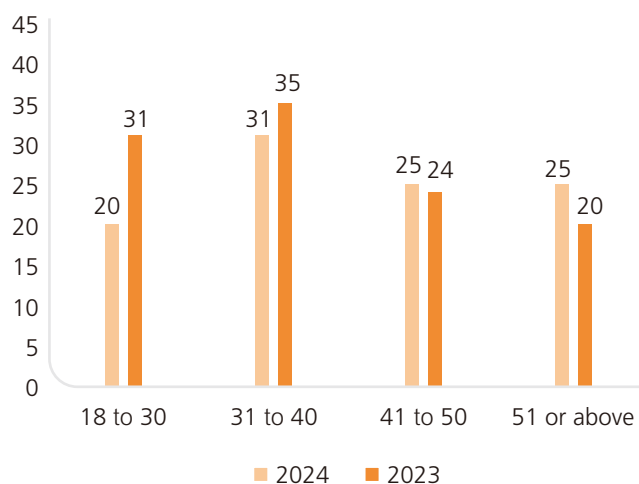


Figure 1: No. of employees by age

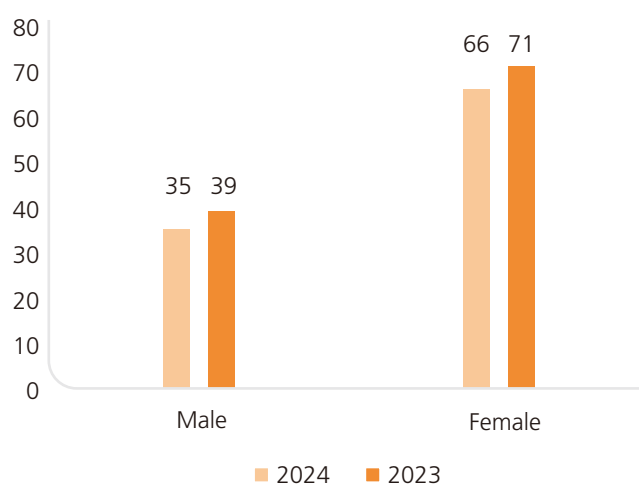


Figure 2: No. of employees by gender

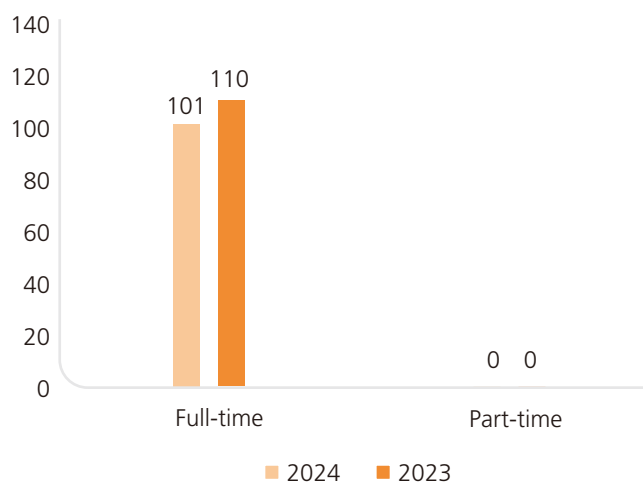


Figure 3: No. of employees by employment type

Environmental, Social and Governance Report

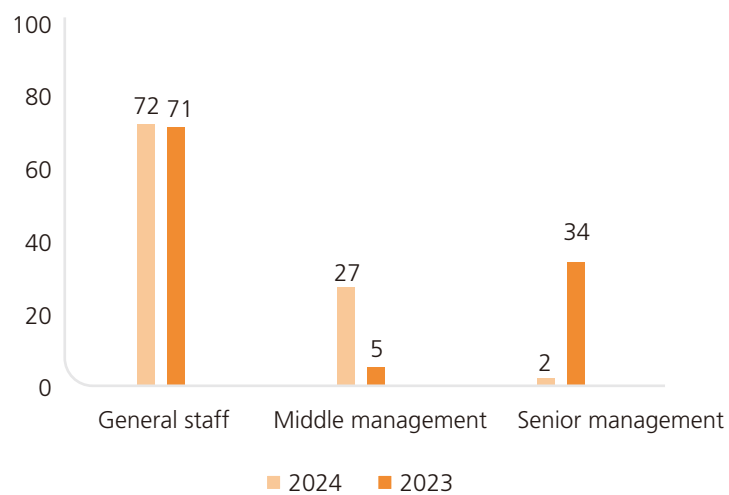


Figure 4: No. of employees by operational role

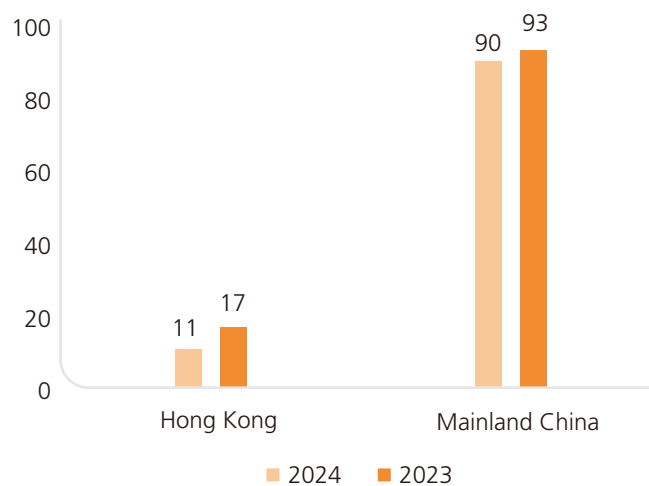


Figure 5: No. of employees by geographical region

Environmental, Social and Governance Report

Employment Turnover of the Group:

For the 2024 Reporting Period, a total of 37 employees left for various reasons such as personal and further career development. The employment turnover rate⁵ of the Group was approximately 35.07% and its breakdown is as follows:

Indicator	Employee turnover rate ⁶ 2024	Employee turnover rate ⁶ 2023
By gender		
Male	30.14%	20.51%
Female	37.68%	25.53%
By age		
18 to 30	80.00%	51.61%
31 to 40	45.45%	22.86%
41 to 50	7.69%	8.33%
51 or above	15.09%	—
By geographical region		
Hong Kong	30.77%	5.88%
Mainland China	35.68%	26.88%

B2. Health and Safety

The Group proactively works to reduce injury risks and occupational diseases by establishing related management systems and organising safety training for its workforce. No work-related injuries or relevant losses have occurred during the past three years.

Notes:

- The overall employee turnover rate is calculated by dividing the total number of employees leaving employment during the year by the average number of employees at the beginning and the end of the year, then multiply by 100%.
- The employee turnover rate for each category is calculated by dividing the number of employees leaving employment in the specified category during the year by the average number of employees in the specified category at the beginning and the end of the year, then multiply by 100%.

Environmental, Social and Governance Report

The Group aims to ensure a safe occupational environment and manage health and safety risks at our production facilities. Warning signs are posted at prominent positions, with potential health impacts, handling procedures and preventive measures. Personal protective equipment such as safety gloves, masks and safety goggles are provided and required at work. Evaluation of safety practices is conducted on a regular basis. During the 2024 Reporting Period, the Group is not aware of any non-compliance of all the relevant laws and regulations related to providing a safe environment and protecting employees from occupational hazards, including the Hong Kong's Occupational Safety and Health Ordinance, as well as the Production Safety Law and Provisions on the Supervision and Administration of Occupational Health at Work Sites of the PRC.

Occupational health and safety statistics	2024	2023	2022
Number of lost days due to work injury	0	0	0
Number of work-related fatalities	0	0	0
Number of work injuries	0	0	0

B3. Development and Training

The Group aims at providing suitable and valuable opportunities for our talented employees. The Group assesses each employee on his/her work performance, attitudes and other key performance indicators at the end of every year. The appraisal results are then used as one of the considerations in the promotion, job title and remunerations. Through this reviewing process, the employees can make corresponding improvements and discuss their training needs with direct supervisors so that their potential are realised to the fullest.

The Group also subsidises its employees for taking external training courses, which facilitates their personal and the Group's development. The Group is committed to providing training opportunities for all levels of its employees.

The Group and Management are dedicated to the continuous development of our employees' capabilities, and we value the personal and professional growth of our employees. By fostering a culture of continuous learning, we seek to cultivate and retain our best talents and maintain our competitive positioning in the market. During the 2024 Reporting Period, more than 20 employees have attended internal training on fire safety training. Factory workers are mainly on-the-job training in relation to craftsmanship and occupational safety and health. All Directors have attended training in accordance with the best practices of the Corporate Governance Code and legal and regulatory updates.

Environmental, Social and Governance Report

During the Reporting Period, the percentage of employees trained⁷ of the Group was approximately 94.1%, representing an increase of 48.61% as compared to last year. The breakdown of employees trained and average training hours by gender and employee category is as follows:

Indicator

Percentage of employees trained⁷

2024	94.06%
2023	45.45%

Percentage of employees trained by gender⁸

Male

2024	34.68%
2023	40.00%

Female

2024	66.32%
2023	60.00%

Percentage of employees trained by operational role⁸

Senior management

2024	—
2023	—

Middle and Junior management

2024	—
2023	—

Supervisor

2024	—
2023	—

General staff

2024	100.00%
2023	100.00%

Notes:

7. The overall percentage of employees trained is calculated by dividing the total number of employees who took part in training during the year by the total number of employees at the end of the year, then multiply by 100%.
8. The breakdown for employees trained by category is calculated by dividing the number of employees in the specified category who took part in training during the year by the total number of employees who took part in training during the year, then multiply by 100%.

Environmental, Social and Governance Report

Below is a break down of the hours of training provided during the 2024 Reporting Period and the 2023 Reporting Period by gender and operational role.

Indicator

Total average training hours per employee⁹

2024	7.08
2023	20.45

Average training hours by gender¹⁰

Male

2024	7.76
2023	23.08

Female

2024	6.39
2023	19.01

Average training hours by operational role¹⁰

Senior management

2024	–
2023	–

Middle and Junior management

2024	–
2023	–

Supervisor

2024	–
2023	–

General staff

2024	9.93
2023	31.69

Notes:

9. The average training hours of each employee are calculated by dividing the number of total training hours of the employees during the year by the number of total employees at the end of year.
10. The average training hours of employees by category is calculated by dividing the number of training hours of employees in the specified category during the year by the number of employees in the specified category at the end of year.

B4. Labour Standards

Prevention of Child and Forced Labour

The Group is cautious about preventing prohibited labour practices such as child or forced labour recruitment. We ensure compliance in business operations by adopting strict labour standards and internal policies against child or forced labour. For instance, the Group ensures that all newly recruited employees are over 18 years old through verifying their identification documents. In addition, labour contracts are signed based on mutual agreement between the Group and employees. During the 2024 Reporting Period, the Group is not aware of any non-compliance of laws and regulations listed below:

- Employment Ordinance
- Labour Law of the PRC
- Law of PRC on the Protection of Persons with Disabilities

B5. Supply Chain Management

By having stringent supply chain management, we ensure our product quality and maintain our competitiveness in the market. The Group also strives to ensure that its suppliers will provide sufficient after-sales services, one of the perquisites of the business relationship. Additionally, the Group will request the suppliers to comply with the relevant legislation when supplying goods and services to the Group. The Group conducts annual evaluations of its suppliers to ensure that quality is maintained and that prices paid for goods and services provided remain competitive. We only procure raw materials from suppliers who have fulfilled our selection criteria. In order to review the suppliers' performance, an assessment is conducted half-yearly. Suppliers with unsatisfactory performance or not up-to-standard will be removed from our supplier list.

Environmental, Social and Governance Report

During the Reporting Period, the Group has a total of 74 suppliers, of which approximately 74% are located in mainland China. The number of suppliers by geographical region is as follows:

Indicator	No. of suppliers 2024	No. of suppliers 2023
By geographical region		
Mainland China	55	55
Hong Kong	18	18
Overseas	1	1

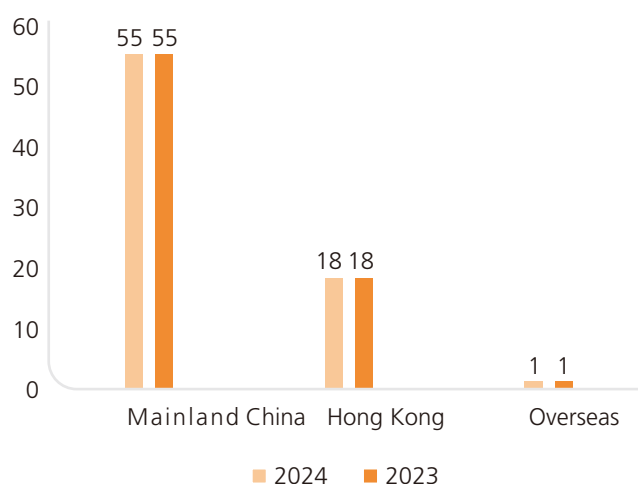


Figure 6: Supplier distribution

(i) Sustainable Procurement

The Group also expects its suppliers to meet its standards in terms of environment, society, corporate governance, business ethics, etc. The Group will conduct thorough due diligence before establishing any long-term business relationship with potential suppliers. Due diligence is conducted to evaluate the environmental and social risks of suppliers' operation and business and ensure suppliers' compliance with trade laws, relevant environmental and social regulations, and the Group's requirements. Any material violation of laws and regulations may lead to the termination of supplier contracts.

Environmental, Social and Governance Report

The Group strives to minimise the potential environmental and social risks in the supply chain through the above approaches. Additionally, the Group endeavours to support local economies and prioritise procurement from local and regional suppliers to lower the carbon footprint during transportation. The Group also prioritises suppliers that use environmentally preferable products and services during the selection process. The Group will continue to review its supply chain periodically with regard to the suppliers' performance and environmental and social standards.

B6. Product Responsibility

(i) Customer Satisfaction

We respect customers' feedback as it is critical in providing the finest quality products and services. We also maintain effective communication with customers to meet their expectations. To achieve so, we implement a set of standardised customer complaint handling procedures to handle complaints in a timely and professional manner. Corresponding departments, including the Quality and Production Engineering Department, is in charge of identifying problems to maintain product quality. The Sales Department is responsible for communicating with the customers promptly concerning their complaints. Rectification or preventive measures will be taken if applicable after investigation. During the 2023 Reporting Period, no complaints have been received against our sales and after-sales services.

(ii) Quality assurance

The Group is committed to providing high-quality stainless-steel watches with an extensive range of designs and specifications (sport, fashion, classic, diamond, etc). The Group obtained the ISO 9001 certification back in 1996. The production site of the Group was certified with ISO 9001:2015 Quality Management System in 2017.

To ensure ongoing compliance with the requirements listed in ISO 9001, evaluations on the performance are carried out at least once a year. To ensure the provision of quality products to customers, a series of stringent internal quality control procedures are performed throughout the watch manufacturing process which include inspection of raw materials, semi-finished products and finished products. Quality check on the watch parts and components before assembly, final watch products during productions and packaged final watch products before shipments on a sampling basis are performed. Any unqualified products are returned for correction.

Environmental, Social and Governance Report

During the 2024 Reporting Period, no complaints have been received against the quality of our products and no products have been recalled due to safety and health problem. A product recall handling procedure is in place for handling any products with quality issues and to ensure the recall process is effective and efficient. Recalled or defective products are examined. To assure all products are up to standard, they are repaired when necessary. Regular sales meeting with all relevant departments is also held to evaluate and discuss about precaution measures. To assure all products are up to standard, products with quality issues would be recalled and repaired before returning to customers.

(iii) Data privacy and intellectual properties protection

The Group values the data security and privacy of our customers and employees. The Group collects information from its suppliers and customers for different purposes and takes appropriate procedures to ensure that the information collected is solely for lawful and relevant purposes. The Group sets out data privacy requirements in the Group's policies, under which customers' and suppliers' data will be used exclusively for matters relating to the Group's operation only. The Group strives to ensure all the collected data is free of unauthorised or accidental access, processing, erasure or other use.

The Group also values intellectual property rights. A set of policies and regulations concerning information security are in place to avoid data leakage and safeguard cybersecurity. All office software in the Group's computers is procured from authorised and copyright holders only.

During the 2024 Reporting Period, the Group is not aware of any incidents of non-compliance with laws and regulations, such as the Trade Marks Ordinance of Hong Kong and the Patent Law of the PRC, that have a significant adverse impact on the Group concerning health and safety, labelling and privacy matters relating to products.

Environmental, Social and Governance Report

B7. Anti-corruption

The Group adopts a zero-tolerance policy on bribery, extortion, fraud and money laundering. It is also the responsibility of all employees to maintain ethical behaviour. The Group has established a code of conduct for the employees. All our employees who include the Directors, must adhere to the ethical standards, values and legal and regulatory requirements. A whistleblowing policy is also in place to encourage employees to report any suspicious cases of unethical behaviours to the human resources or the Management orally or in writing. Any matters of genuine concern are to be thoroughly investigated, and actions will be taken accordingly. As part of the orientation process, the employee handbook is distributed to new employees to clearly explain the policy regarding the acceptance of benefits.

During the 2024 Reporting Period, the Group is not become aware of any non-compliance with the Group Law of the PRC, the Anti-Unfair Competition Law of the PRC and the Hong Kong Prevention of Bribery Ordinance and any other relevant laws and regulations that have a significant impact on the Group relating to bribery, extortion, fraud and money laundering. There was no legal case regarding corrupt practices brought against the Group or its employees concluded during the year ended 31 December 2024.

B8. Community Investment

The Group has always strived to embed social responsibility in its corporate culture by upholding the virtual of “taking from society and giving back to society”. The focuses of the Group’s community investment are social welfare and cultural promotion. The Group believes that it can act effectively to help alleviate social problems.

The Group has donated a total of HK\$91,400 during the 2024 Reporting Period to various charity organisations. These beneficiary institutions include the Strive and Rise Programme (共創明「Teen」計劃), Sik Sik Yuen (薺色園), etc. The Group will continue to fulfill its corporate social responsibilities and support all kinds of public welfare.

Environmental, Social and Governance Report

THE ESG REPORTING GUIDE CONTENT INDEX OF THE STOCK EXCHANGE

Mandatory Disclosure Requirements		Section/Declaration
Governance Structure		ESG GOVERNANCE STRUCTURE
Reporting Principles		ABOUT THE ENVIRONMENTAL, SOCIAL AND GOVERNANCE REPORT – Reporting Framework
Reporting Boundary		ABOUT THE ENVIRONMENTAL, SOCIAL AND GOVERNANCE REPORT – Reporting Scope
Aspects, General Disclosures and KPIs	Description	Section/Declaration
Aspect A1: Emissions		
General Disclosure	Information on: (a) the policies; and (b) compliance with relevant laws and regulations that have a significant impact on the issuer relating to air emissions and land, and generation of hazardous and non-hazardous waste.	Emissions
KPI A1.1	The types of emissions and respective emissions data.	Emissions – Exhaust Gas Emissions
KPI A1.2	Direct (Scope 1) and energy indirect (Scope 2) greenhouse gas emissions (in tonnes) and, where appropriate, intensity (e.g. per unit of production volume, per facility).	Emissions – Greenhouse Gas Emissions
KPI A1.3	Total hazardous waste produced (in tonnes) and, where appropriate, intensity (e.g. per unit of production volume, per facility).	Not applicable – explained in Emission – Hazardous Waste
KPI A1.4	Total hazardous waste produced (in tonnes) and, where appropriate, intensity (e.g. per unit of production volume, per facility).	Emissions – Waste Management

Environmental, Social and Governance Report

Aspects, General Disclosures and KPIs	Description	Section/Declaration
KPI A1.5	Description of emission target(s) set and steps taken to achieve them.	Environmental Targets, Emissions – Exhaust Gas Emissions, Greenhouse Gas Emissions
KPI A1.6	Description of how hazardous and non-hazardous wastes are handled, and a description of reduction target(s) set and steps taken to achieve them.	Environmental Targets, Emissions – Waste Management
Aspect A2: Use of Resources		
General Disclosure	Policies on the efficient use of resources, including energy, water and other raw materials.	Use of Resources
KPI A2.1	Direct and/or indirect energy consumption by type (e.g. electricity, gas or oil) in total (kWh in '000s) and intensity (e.g. per unit of production volume, per facility).	Use of Resources – Energy Management
KPI A2.2	Water consumption in total and intensity (e.g. per unit of production volume, per facility).	Use of Resources – Water Management
KPI A2.3	Description of energy use efficiency target(s) set and steps taken to achieve them.	Environmental Targets, Use of Resources – Energy Management
KPI A2.4	Description of whether there is any issue in sourcing water that is fit for purpose, water efficiency target(s) set and steps taken to achieve them.	Environmental Targets, Use of Resources – Water Management
KPI A2.5	Total packaging material used for finished products (in tonnes) and, if applicable, with reference to per unit produced.	Not applicable – explained in Use of Packaging Materials

Environmental, Social and Governance Report

Aspects, General Disclosures and KPIs	Description	Section/Declaration
Aspect A3: The Environment and Natural Resources		
General Disclosure	Policies on minimising the issuer's significant impacts on the environment and natural resources.	The Environment and Natural Resources
KPI A3.1	Description of the significant impacts of activities on the environment and natural resources and the actions taken to manage them.	The Environment and Natural Resources – Raising Environmental Awareness, Indoor Air Quality
Aspect A4: Climate Change		
General Disclosure	Policies on identification and mitigation of significant climate-related issues which have impacted, and those which may impact, the issuer.	Climate Change
KPI A4.1	Description of the significant climate-related issues which have impacted, and those which may impact, the issuer, and the actions taken to manage them.	Climate Change – Physical Risks, Transition Risks
Aspect B1: Employment		
General Disclosure	<p>Information on:</p> <p>(a) the policies; and</p> <p>(b) compliance with relevant laws and regulations that have a significant impact on the issuer</p> <p>relating to compensation and dismissal, recruitment and promotion, working hours, rest periods, equal opportunity, diversity, anti-discrimination, and other benefits and welfare.</p>	Employment

Environmental, Social and Governance Report

Aspects, General Disclosures and KPIs	Description	Section/Declaration
KPI B1.1	Total workforce by gender, employment type (for example, full- or part-time), age group and geographical region.	Employment
KPI B1.2	Employee turnover rate by gender, age group and geographical region.	Employment – Recruitment, Promotion, Remuneration and Dismissal
Aspect B2: Health and Safety		
General Disclosure	<p>Information on:</p> <p>(a) the policies; and</p> <p>(b) compliance with relevant laws and regulations that have a significant impact on the issuer</p> <p>relating to providing a safe working environment and protecting employees from occupational hazards.</p>	Health and Safety
KPI B2.1	Number and rate of work-related fatalities occurred in each of the past three years including the reporting year.	Health and Safety
KPI B2.2	Lost days due to work injury.	Health and Safety
KPI B2.3	Description of occupational health and safety measures adopted, and how they are implemented and monitored.	Health and Safety – Improving Safety Awareness, Physical and Mental Health

Environmental, Social and Governance Report

Aspects, General Disclosures and KPIs	Description	Section/Declaration
Aspect B3: Development and Training		
General Disclosure	Policies on improving employees' knowledge and skills for discharging duties at work. Description of training activities.	Development and Training
KPI B3.1	The percentage of employees trained by gender and employee category (e.g. senior management, middle management).	Development and Training – Training Programmes
KPI B3.2	The average training hours completed per employee by gender and employee category.	Development and Training – Training Programmes
Aspect B4: Labour Standards		
General Disclosure	Information on: (a) the policies; and (b) compliance with relevant laws and regulations that have a significant impact on the issuer relating to preventing child and forced labour.	Labour Standards
KPI B4.1	Description of measures to review employment practices to avoid child and forced labour.	Labour Standards – Prevention of Child and Forced Labour
KPI B4.2	Description of steps taken to eliminate such practices when discovered.	Labour Standards – Prevention of Child and Forced Labour

Environmental, Social and Governance Report

Aspects, General Disclosures and KPIs	Description	Section/Declaration
Aspect B5: Supply Chain Management		
General Disclosure	Policies on managing environmental and social risks of the supply chain.	Supply Chain Management
KPI B5.1	Number of suppliers by geographical region.	Supply Chain Management
KPI B5.2	Description of practices relating to engaging suppliers, number of suppliers where the practices are being implemented, and how they are implemented and monitored.	Supply Chain Management – Procurement Mechanism
KPI B5.3	Description of practices used to identify environmental and social risks along the supply chain, and how they are implemented and monitored.	Supply Chain Management – Procurement Mechanism
KPI B5.4	Description of practices used to promote environmentally preferable products and services when selecting suppliers, and how they are implemented and monitored.	Supply Chain Management – Procurement Mechanism

Environmental, Social and Governance Report

Aspects, General Disclosures and KPIs	Description	Section/Declaration
Aspect B6: Product Responsibility		
General Disclosure	<p>Information on:</p> <p>(a) the policies; and</p> <p>(b) compliance with relevant laws and regulations that have a significant impact on the issuer</p> <p>relating to health and safety, advertising, labelling and privacy matters relating to products and services provided and methods of redress.</p>	Product Responsibility
KPI B6.1	Percentage of total products sold or shipped subject to recalls for safety and health reasons.	Not applicable – explained in Product Responsibility
KPI B6.2	Number of products and service related complaints received and how they are dealt with.	Product Responsibility
KPI B6.3	Description of practices relating to observing and protecting intellectual property rights.	Product Responsibility –Intellectual Property Rights
KPI B6.4	Description of quality assurance process and recall procedures.	Not applicable – explained in Product Responsibility
KPI B6.5	Description of consumer data protection and privacy policies, and how they are implemented and monitored.	Product Responsibility – Customer Communication, Customer Privacy Protection

Environmental, Social and Governance Report

Aspects, General Disclosures and KPIs	Description	Section/Declaration
Aspect B7: Anticorruption		
General Disclosure	Information on: (a) the policies; and (b) compliance with relevant laws and regulations that have a significant impact on the issuer relating to bribery, extortion, fraud and money laundering.	Anti-corruption
KPI B7.1	Number of concluded legal cases regarding corrupt practices brought against the issuer or its employees during the reporting period and the outcomes of the cases.	Anti-corruption
KPI B7.2	Description of preventive measures and whistle-blowing procedures, and how they are implemented and monitored.	Anti-corruption – Whistleblowing Mechanism
KPI B7.3	Description of anti-corruption training provided to directors and staff.	Anti-corruption – Prevention of Money Laundering
Aspect B8: Community Investment		
General Disclosure	Policies on community engagement to understand the needs of the communities where the issuer operates and to ensure its activities take into consideration the communities' interests.	Community Investment
KPI B8.1	Focus areas of contribution (e.g. education, environmental concerns, labour needs, health, culture, sport).	Community Investment
KPI B8.2	Resources contributed (e.g. money or time) to the focus area.	Community Investment

Independent Auditor's Report



天健國際會計師事務所有限公司

Confucius International CPA Limited

Certified Public Accountants

香港灣仔莊士敦道181號六有大廈15樓1501-08室
Rooms 1501-8, 15/F., Tai Yau Building,
181 Johnston Road, Wanchai, Hong Kong
電話 Tel: (852) 3103 6980
傳真 Fax: (852) 3104 0170
電郵 Email: info@pccpa.hk

TO THE MEMBERS OF HANVEY GROUP HOLDINGS LIMITED

(Incorporated in the Cayman Islands with limited liability)

OPINION

We have audited the consolidated financial statements of Hanvey Group Holdings Limited (the “**Company**”) and its subsidiaries (collectively referred to as the “**Group**”) set out on pages 78 to 147, which comprise the consolidated statement of financial position as at 31 December 2024, and the consolidated statement of profit or loss and other comprehensive income, the consolidated statement of changes in equity and consolidated statement of cash flows for the year then ended, and notes to the consolidated financial statements, including material accounting policy information and other explanatory information.

In our opinion, the consolidated financial statements give a true and fair view of the consolidated financial position of the Group as at 31 December 2024, and of its consolidated financial performance and its consolidated cash flows for the year then ended in accordance with Hong Kong Financial Reporting Standards (“**HKFRSs**”) issued by the Hong Kong Institute of Certified Public Accountants (“**HKICPA**”) and have been properly prepared in compliance with the disclosure requirements of the Hong Kong Companies Ordinance.

BASIS FOR OPINION

We conducted our audit in accordance with Hong Kong Standards on Auditing (“**HKSAs**”) issued by the HKICPA. Our responsibilities under those standards are further described in the Auditor's Responsibilities for the Audit of the Consolidated Financial Statements section of our report. We are independent of the Group in accordance with the HKICPA's Code of Ethics for Professional Accountants (the “**Code**”), and we have fulfilled our other ethical responsibilities in accordance with the Code. We believe that the audit evidence we have obtained is sufficient and appropriate to provide a basis for our opinion.

MATERIAL UNCERTAINTY RELATED TO GOING CONCERN

We draw attention to Note 3 to the consolidated financial statements, which indicates that the Group incurred a loss attributable to owners of the Company of approximately HK\$19,229,000 for the year ended 31 December 2024 and, as of that date, the Group had net current liabilities of approximately HK\$10,854,000. As at 31 December 2024, the Group had bank overdrafts and borrowings of approximately HK\$2,873,000 and approximately HK\$56,184,000 respectively, while the Group had cash and bank balances of approximately HK\$16,518,000. These conditions indicate that a material uncertainty exists that may cast significant doubt on the Group's ability to continue as a going concern. Our opinion is not modified in respect of this matter.

KEY AUDIT MATTERS

Key audit matters are those matters that, in our professional judgement, were of most significance in our audit of the consolidated financial statements of the current period. These matters were addressed in the context of our audit of the consolidated financial statements as a whole, and in forming our opinion thereon, and we do not provide a separate opinion on these matters.

Independent Auditor's Report

Revenue recognition

Refer to Notes 3 and 6 to the consolidated financial statements.

Revenue is recognised when the Group satisfies a performance obligation by transferring the control of promised goods or services to a customer in an amount that reflects the consideration to which the Group expects to be entitled in exchange for that goods.

We focused on this area due to the significant volume of revenue transactions generated in different locations.

How our audit addressed the key audit matter

Our procedures in relation to assessing the recognition of revenue from manufacturing and trading business of watches, and provision of related assembly services included but not limited to:

- Understanding and evaluating the management's controls in respect of the Group's sales transactions from contract approval, recording of sales based on contract terms, and agreeing to customer's records;
- Testing of revenue recorded covering different locations and customers, using sampling techniques, by examining the relevant sales invoices and goods delivery notes. In addition, we arranged confirmations to certain customers to confirm sales transactions with the Group; and
- Testing the recognition of material sales transactions close to the end of the reporting period to assess whether those sales transactions were recorded in appropriate accounting period in accordance with the Group's revenue recognition policy.

We found that the amount and timing of the revenue recorded to be supportable by available evidence.

Allowance for expected credit losses ("ECL") of trade receivables

We identified the allowance for ECL of trade receivables as a key audit matter due to significant management judgement involved in the identification and measurement of the allowance for ECL.

As disclosed in Note 20 to the consolidated financial statements, the Group has trade receivables of approximately HK\$34,159,000, net of an allowance for ECL of approximately HK\$1,773,000, as at 31 December 2024.

Management applied judgement in assessing the lifetime ECL. Trade receivables have been grouped based on shared credit risk characteristics and the days past due. The amount of lifetime ECL of trade receivables is estimated based on provision matrix through grouping of various debtors that have similar loss patterns, after considering ageing, repayment history and/or past due status of respective trade receivables. Estimated loss rates are based on historical observed default rates over the expected life of the debtors and are adjusted for forward-looking information.

How our audit addressed the key audit matter

Our procedures in relation to allowance for ECL of trade receivables included:

- Obtaining an understanding of and assessing the design and implementation of management's key internal controls relating to estimation of ECL;
- Obtaining an understanding of the key parameters, inputs and assumptions of the ECL model adopted by management, including historical default data and estimated loss rates;
- Assessing the reasonableness of management's loss allowance estimates by examining the information used by management, including ageing report, historical settlement pattern, default data and past due status, current market conditions and forward-looking information; and
- Re-performing the calculation of the loss allowance based on the Group's credit loss allowance policies.

We found that the management's ECL assessment were supportable by credible evidence.

Independent Auditor's Report

Valuation of investment properties

We identified the valuation of investment properties as a key audit matter due to the significance of the balance to the consolidated financial statements as a whole, combined with the significant judgement involved in the determination of the fair value.

The Group's investment properties are located in Hong Kong and their carrying amounts of approximately HK\$25,288,000, in which approximately HK\$9,188,000 is presented under "investment properties" and approximately HK\$16,100,000 is presented under "assets classified as held for sale" in the consolidated statement of financial position, represented approximately 16.49% of the Group's total assets as at 31 December 2024. A fair value loss on the investment properties amounted to approximately HK\$2,187,000 was recognised in the consolidated statement of profit or loss and other comprehensive income for the year ended 31 December 2024.

All of the Group's investment properties are stated at fair value and estimated based on the management's assessment with reference to the valuations carried out by independent professional valuers (the "**Valuers**"). The valuations are dependent on market observable transactions of similar properties and adjusted to reflect the conditions and locations of the subject properties, which involves management's significant judgement.

How our audit addressed the key audit matter

Our procedures in relation to the valuation of investment properties included:

- Evaluating the Valuers' competence, capabilities and objectivity;
- Obtaining an understanding of valuation approach, process, assumptions and techniques adopted by the Valuers;
- Inquiring the reasonableness of the sources of data and key assumptions used by the management and the Valuers to assess if they are relevant, comparable and appropriate; and
- Checking arithmetical accuracy of the resultant calculations.

We found the key assumptions used in the management's valuations of investment properties were supported by the available evidence.

Independent Auditor's Report

OTHER INFORMATION

The directors of the Company are responsible for the other information. The other information comprises the information included in the annual report, but does not include the consolidated financial statements and our auditor's report thereon.

Our opinion on the consolidated financial statements does not cover the other information and we do not express any form of assurance conclusion thereon.

In connection with our audit of the consolidated financial statements, our responsibility is to read the other information and, in doing so, consider whether the other information is materially inconsistent with the consolidated financial statements or our knowledge obtained in the audit or otherwise appears to be materially misstated. If, based on the work we have performed, we conclude that there is a material misstatement of this other information, we are required to report that fact. We have nothing to report in this regard.

RESPONSIBILITIES OF THE DIRECTORS AND THE AUDIT COMMITTEE FOR THE CONSOLIDATED FINANCIAL STATEMENTS

The directors of the Company are responsible for the preparation of the consolidated financial statements that give a true and fair view in accordance with HKFRSs issued by the HKICPA and the disclosure requirements of the Hong Kong Companies Ordinance, and for such internal control as the directors determine is necessary to enable the preparation of consolidated financial statements that are free from material misstatement, whether due to fraud or error.

In preparing the consolidated financial statements, the directors are responsible for assessing the Group's ability to continue as a going concern, disclosing, as applicable, matters related to going concern and using the going concern basis of accounting unless the directors either intend to liquidate the Group or to cease operations, or have no realistic alternative but to do so.

The Audit Committee is responsible for overseeing the Group's financial reporting process.

AUDITOR'S RESPONSIBILITIES FOR THE AUDIT OF THE CONSOLIDATED FINANCIAL STATEMENTS

Our objectives are to obtain reasonable assurance about whether the consolidated financial statements as a whole are free from material misstatement, whether due to fraud or error, and to issue an auditor's report that includes our opinion solely to you, as a body, in accordance with our agreed terms of engagement, and for no other purpose. We do not assume responsibility towards or accept liability to any other person for the contents of this report. Reasonable assurance is a high level of assurance, but is not a guarantee that an audit conducted in accordance with HKSAAs will always detect a material misstatement when it exists. Misstatements can arise from fraud or error and are considered material if, individually or in the aggregate, they could reasonably be expected to influence the economic decisions of users taken on the basis of these consolidated financial statements.



Independent Auditor's Report

As part of an audit in accordance with HKSAAs, we exercise professional judgement and maintain professional skepticism throughout the audit. We also:

- Identify and assess the risks of material misstatement of the consolidated financial statements, whether due to fraud or error, design and perform audit procedures responsive to those risks, and obtain audit evidence that is sufficient and appropriate to provide a basis for our opinion. The risk of not detecting a material misstatement resulting from fraud is higher than for one resulting from error, as fraud may involve collusion, forgery, intentional omissions, misrepresentations, or the override of internal control.
- Obtain an understanding of internal control relevant to the audit in order to design audit procedures that are appropriate in the circumstances, but not for the purpose of expressing an opinion on the effectiveness of the Group's internal control.
- Evaluate the appropriateness of accounting policies used and the reasonableness of accounting estimates and related disclosures made by the directors.
- Conclude on the appropriateness of the directors' use of the going concern basis of accounting and, based on the audit evidence obtained, whether a material uncertainty exists related to events or conditions that may cast significant doubt on the Group's ability to continue as a going concern. If we conclude that a material uncertainty exists, we are required to draw attention in our auditor's report to the related disclosures in the consolidated financial statements or, if such disclosures are inadequate, to modify our opinion. Our conclusions are based on the audit evidence obtained up to the date of our auditor's report. However, future events or conditions may cause the Group to cease to continue as a going concern.
- Evaluate the overall presentation, structure and content of the consolidated financial statements, including the disclosures, and whether the consolidated financial statements represent the underlying transactions and events in a manner that achieves fair presentation.
- Plan and perform the group audit to obtain sufficient appropriate audit evidence regarding the financial information of the entities or business units within the Group as a basis for forming an opinion on the consolidated financial statements. We are responsible for the direction, supervision and review of the audit work performed for purposes of the group audit. We remain solely responsible for our audit opinion.

We communicate with the Audit Committee regarding, among other matters, the planned scope and timing of the audit and significant audit findings, including any significant deficiencies in internal control that we identify during our audit.

We also provide the Audit Committee with a statement that we have complied with relevant ethical requirements regarding independence, and to communicate with them all relationships and other matters that may reasonably be thought to bear on our independence, and where applicable, actions taken to eliminate threats or safeguards applied.

Independent Auditor's Report

From the matters communicated with the Audit Committee, we determine those matters that were of most significance in the audit of the consolidated financial statements of the current period and are therefore the key audit matters. We describe these matters in our auditor's report unless law or regulation precludes public disclosure about the matter or when, in extremely rare circumstances, we determine that a matter should not be communicated in our report because the adverse consequences of doing so would reasonably be expected to outweigh the public interest benefits of such communication.

Confucius International CPA Limited

Certified Public Accountants

Wong Kam Hing

Practising Certificate Number: P05697

Hong Kong, 31 March 2025

Consolidated Statement of Profit or Loss and Other Comprehensive Income

For the year ended 31 December 2024

	Notes	2024 HK\$'000	2023 HK\$'000
Revenue	6	138,695	185,667
Cost of sales		(97,549)	(142,352)
Gross profit		41,146	43,315
Other income and other gain (loss), net	7	(11,948)	(254)
Selling and distribution expenses		(3,672)	(4,080)
Administrative expenses		(37,059)	(48,595)
Finance costs	8	(7,540)	(9,124)
Loss before tax	9	(19,073)	(18,738)
Income tax expense	12	(160)	(1,194)
Loss for the year		(19,233)	(19,932)
Attributable to:			
Owners of the Company		(19,229)	(19,764)
Non-controlling interests		(4)	(168)
		(19,233)	(19,932)
Other comprehensive income (expense)			
<i>Item that may be reclassified subsequently to profit or loss:</i>			
Exchange differences arising on translation of foreign operations		524	(932)
<i>Item that will not be reclassified to profit or loss:</i>			
Gain on revaluation of property		4,973	–
Other comprehensive income (expense) for the year, net of tax		5,497	(932)
Total comprehensive expense for the year		(13,736)	(20,864)
Attributable to:			
Owners of the Company		(13,732)	(20,696)
Non-controlling interests		(4)	(168)
		(13,736)	(20,864)
Loss per share attributable to owners of the Company			
Basic and diluted (HK cents)	15	(10.00)	(11.98)

The accompanying notes form an integral part of these consolidated financial statements.

Consolidated Statement of Financial Position

As at 31 December 2024

	Notes	2024 HK\$'000	2023 HK\$'000
Non-current assets			
Property, plant and equipment	16	12,513	55,794
Right-of-use assets	17	287	893
Investment properties	18	9,188	11,375
Financial assets at fair value through profit or loss	22	460	460
		22,448	68,522
Current assets			
Inventories	19	11,418	12,582
Trade receivables	20	34,159	17,599
Other receivables, deposits and prepayments	21	14,113	9,405
Tax recoverable		–	242
Financial assets at fair value through profit or loss	22	19,783	22,500
Cash and bank balances	23	16,518	71,744
		95,991	134,072
Assets classified as held for sale	13	34,902	–
		130,893	134,072
Current liabilities			
Bank overdrafts	27	2,873	3,738
Trade and bills payables	24	51,415	52,339
Other payables and accrued expenses	25	4,990	5,957
Contract liabilities	26	2,701	3,238
Borrowings	27	56,184	62,902
Loan from a related company	28	–	1,800
Tax payable		48	457
Lease liabilities	29	331	444
		118,542	130,875
Liabilities associated with assets classified as held for sale	13	23,205	–
		141,747	130,875
Net current (liabilities) assets		(10,854)	3,197
Total assets less current liabilities		11,594	71,719

Consolidated Statement of Financial Position

As at 31 December 2024

	Notes	2024 HK\$'000	2023 HK\$'000
Non-current liabilities			
Borrowings	27	–	53,579
Lease liabilities	29	–	342
		–	53,921
Net assets		11,594	17,798
Capital and reserves			
Share capital	30	24,750	16,500
Reserves		(17,350)	2,181
Amounts recognised in other comprehensive income and accumulated in equity relating to assets classified as held for sale		5,081	–
Equity attributable to owners of the Company		12,481	18,681
Non-controlling interests		(887)	(883)
Total equity		11,594	17,798

The consolidated financial statements were approved and authorised for issue by the board of directors on 31 March 2025 and signed on its behalf by:

CHEUK Sin Cheong Clement
Executive Director

AU Corona Ching Mei
Executive Director

The accompanying notes form an integral part of these consolidated financial statements.

Consolidated Statement of Changes in Equity

For the year ended 31 December 2024

	Share capital	Share premium	Exchange reserve (Note (a))	Revaluation reserve	Other reserve (Note (b))	Amounts recognised in other comprehensive income for assets held for sale	Accumulated losses	Subtotal	Non- controlling interests	Total
	HK\$'000	HK\$'000	HK\$'000	HK\$'000	HK\$'000	HK\$'000	HK\$'000	HK\$'000	HK\$'000	HK\$'000
At 1 January 2023	16,500	53,080	(1,485)	-	1,000	-	(29,718)	39,377	(715)	38,662
Loss for the year	-	-	-	-	-	-	(19,764)	(19,764)	(168)	(19,932)
Other comprehensive expense for the year	-	-	(932)	-	-	-	-	(932)	-	(932)
Total comprehensive expense for the year	-	-	(932)	-	-	-	(19,764)	(20,696)	(168)	(20,864)
At 31 December 2023 and 1 January 2024	16,500	53,080	(2,417)	-	1,000	-	(49,482)	18,681	(883)	17,798
Loss for the year	-	-	-	-	-	-	(19,229)	(19,229)	(4)	(19,233)
Other comprehensive income for the year	-	-	524	4,973	-	-	-	5,497	-	5,497
Total comprehensive income (expense) for the year	-	-	524	4,973	-	-	(19,229)	(13,732)	(4)	(13,736)
Issue of shares by right issue	8,250	-	-	-	-	-	-	8,250	-	8,250
Shares issue expenses	-	(718)	-	-	-	-	-	(718)	-	(718)
Transfer to assets held for sale	-	-	(108)	(4,973)	-	5,081	-	-	-	-
At 31 December 2024	24,750	52,362	(2,001)	-	1,000	5,081	(68,711)	12,481	(887)	11,594

Notes:

- (a) The exchange reserves comprise all foreign exchange differences arising from the translation of the financial statements of foreign operations.
- (b) The other reserve is according to the reorganisation and pursuant to the sale and purchase agreement of 3 Wells Watch Industries Limited dated 4 August 2017, Precise Time Global Limited acquired 1,000,000 ordinary shares of 3 Wells Watch Industries Limited (representing the entire issued share capital of 3 Wells Watch Industries Limited) from Million Easy Enterprises Limited, and in consideration thereof, Beyond Blossom Investments Limited allotted and issued one share, credited as fully paid, to the Company as directed by Million Easy Enterprises Limited.

Consolidated Statement of Cash Flows

For the year ended 31 December 2024

	Notes	2024 HK\$'000	2023 HK\$'000
Operating activities			
Loss before tax		(19,073)	(18,738)
Adjustments for:			
Interest income	7	(1,539)	(1,322)
Exchange losses, net	7	39	851
Finance costs	8	7,540	9,124
Net loss arising from change in fair value of investment properties	18	2,187	198
Net loss arising from change in fair value of financial assets at fair value through profit or loss ("FVTPL")	7	928	481
Net realised loss on disposals of financial assets at FVTPL	7	507	493
Allowance for (reversal of) expected credit loss ("ECL") on trade receivables		832	(271)
Allowance for ECL on other receivables, deposits and prepayments		57	–
Impairment loss on disposal group classified as held for sale	7	833	–
Impairment loss on property, plant and equipment	7	8,657	–
Forfeiture of customer's deposits	7	(107)	–
Write-off of trade receivables	7	214	–
Write-down of inventories		1,135	1,955
Write-off of prepayment for purchases		–	750
Depreciation of right-of-use assets	17	387	804
Depreciation of property, plant and equipment	16	4,577	5,653
Operating cash flows before movements in working capital		7,174	(22)
Decrease in inventories		29	29,362
(Increase) decrease in trade receivables		(17,606)	4,956
Increase in other receivables, deposits and prepayments		(4,765)	(1,348)
Decrease in trade and bills payables		(911)	(41,340)
(Decrease) increase in contract liabilities		(430)	1,604
(Decrease) increase in other payables and accrued expenses		(967)	1,073
Cash used in operation		(17,476)	(5,715)
Income tax paid		(322)	(1,234)
Net cash used in operating activities		(17,798)	(6,949)

Consolidated Statement of Cash Flows

For the year ended 31 December 2024

	Notes	2024 HK\$'000	2023 HK\$'000
Investing activities			
Purchase of property, plant and equipment		(1,141)	(252)
Purchase of financial assets at FVTPL		(465)	(2,730)
Proceeds from disposal of financial assets at FVTPL		2,045	2,740
Increase in deposits for life insurances		(298)	(425)
Withdrawal (placement) of fixed bank deposits		42,204	(729)
Interest received		1,539	1,322
Net cash from (used in) investing activities		43,884	(74)
Financing activities			
Repayment of lease liabilities	36	(547)	(932)
Borrowings interest paid	36	(7,186)	(8,986)
Overdraft interest paid		(246)	(63)
Proceeds from borrowings	36	144,248	162,052
Repayments of borrowings	36	(204,285)	(147,668)
Advance from a related company	36	21,392	1,800
Net proceeds from issue of shares		7,532	–
Net cash (used in) from financing activities		(39,092)	6,203
Net decrease in cash and cash equivalents		(13,006)	(820)
Cash and cash equivalents at the beginning of the year		25,802	27,631
Effect of foreign exchange rate changes		1,156	(1,009)
Cash and cash equivalents at end of the year		13,952	25,802
Analysis of balances of cash and cash equivalents			
Cash and bank balances		10,393	13,804
Cash and bank balance classified as held for sale		307	–
Fixed bank deposits matured within 3 months		6,125	15,736
Bank overdrafts		(2,873)	(3,738)
		13,952	25,802

Notes to the Consolidated Financial Statements

For the year ended 31 December 2024

1. CORPORATE INFORMATION

The Company was incorporated in the Cayman Islands on 12 June 2017 as an exempted company with limited liability under the Companies Act, Cap.22 (Act 3 of 1961 as consolidated and revised) of the Cayman Islands. The registered office of the Company is located at Cricket Square, Hutchins Drive PO Box 2681, Grand Cayman KY1-1111, Cayman Islands. The principal place of business of the Company is located at Unit 3, 5 and 6, 15th Floor, Tower One, Ever Gain Plaza, No. 88 Container Port Road, Kwai Chung, New Territories, Hong Kong. Its ultimate holding company and immediate holding company are Million Easy Enterprises Limited, a company incorporated in the British Virgin Islands.

The Company is an investment holding company and its subsidiaries are principally engaged in design and development, manufacturing and distribution of watch products on original design manufacturing (“ODM”) basis for watch manufacturers, brand owners and watch importers across the world.

The shares of the Company have been listed on the GEM of The Stock Exchange of Hong Kong Limited (the “**Stock Exchange**”) since 12 July 2018 (the “**Listing Date**”).

The consolidated financial statements are presented in Hong Kong Dollar (“**HK\$**” or “**HKD**”) which is also the functional currency of the Company. All values are rounded to the nearest thousand (HK\$’000), except where otherwise indicated.

2. APPLICATION OF NEW AND AMENDMENTS TO HONG KONG FINANCIAL REPORTING STANDARDS (“HKFRSs”)

Amendments to HKFRSs that are mandatorily effective for the current year

In the current year, the Group has applied the following amendments to HKFRSs issued by the Hong Kong Institute of Certified Public Accountants (“**HKICPA**”) for the first time, which are mandatorily effective for the Group’s annual period beginning on 1 January 2024 for the preparation of the consolidated financial statements:

Amendments to HKFRS 16	Lease Liability in a Sale and Leaseback
Amendments to HKAS 1	Classification of Liabilities as Current or Non-current and related amendments to Hong Kong Interpretation 5 (2020)
Amendments to HKAS 1	Non-current Liabilities with Covenants
Amendments to HKAS 7 and HKFRS 7	Supplier Finance Arrangements

The application of the amendments to HKFRSs in the current year has had no material impact on the Group’s financial positions and performance for the current and prior years and on the disclosures set out in these consolidated financial statements.

Notes to the Consolidated Financial Statements

For the year ended 31 December 2024

2. APPLICATION OF NEW AND AMENDMENTS TO HONG KONG FINANCIAL REPORTING STANDARDS ("HKFRSs") (Continued)

New and amendments to HKFRSs in issue but not yet effective

The Group has not early applied the following new and amendments to HKFRSs that have been issued but are not yet effective:

Amendments to HKFRS 9 and HKFRS 7	Amendments to the Classification and Measurement of Financial Instruments ³
Amendments to HKFRS 10 and HKAS 28	Sale or Contribution of Assets between an Investor and its Associate or Joint Venture ¹
Amendments to HKFRS Accounting Standards	Annual Improvements to HKFRS Accounting Standards – Volume 11 ³
Amendments to HKAS 21	Lack of Exchangeability ²
HKFRS 18	Presentation and Disclosure in Financial Statements ⁴
HKFRS 19	Subsidiaries without Public Accountability Disclosures ⁴

¹ Effective date to be determined.

² Effective for annual periods beginning on or after 1 January 2025.

³ Effective for annual periods beginning on or after 1 January 2026.

⁴ Effective for annual periods beginning on or after 1 January 2027.

The directors of the Company anticipate that the application of all new and amendments to HKFRSs will have no material impact on the consolidated financial statements in the foreseeable future.

3. BASIS OF PREPARATION AND MATERIAL ACCOUNTING POLICY INFORMATION

Statement of compliance

The consolidated financial statements have been prepared in accordance with HKFRSs issued by the HKICPA. For the purpose of preparation of the consolidated financial statements, information is considered material if such information is reasonably expected to influence decisions made by primary users. In addition, the consolidated financial statements include applicable disclosures required by the Rules Governing the Listing of Securities on The Stock Exchange of Hong Kong Limited ("**Listing Rules**") and by the Hong Kong Companies Ordinance.

Basis of preparation

The consolidated financial statements have been prepared on the historical cost basis except for certain investment properties and financial instruments that are measured at fair values at the end of each reporting period, as explained in the accounting policies set out below.

Historical cost is generally based on the fair value of the consideration given in exchange for goods and services.

Fair value is the price that would be received to sell an asset or paid to transfer a liability in an orderly transaction between market participants at the measurement date, regardless of whether that price is directly observable or estimated using another valuation technique. In estimating the fair value of an asset or a liability, the Group takes into account the characteristics of the asset or liability if market participants would take those characteristics into account when pricing the asset or liability at the measurement date. Fair value for measurement and/or disclosure purposes in these consolidated financial statements is determined on such a basis, except for share-based payment transactions that are within the scope of HKFRS 2 *Share-based Payment*, leasing transactions that are accounted for in accordance with HKFRS 16 *Leases*, and measurements that have some similarities to fair value but are not fair value, such as net realisable value in HKAS 2 *Inventories* or value in use in HKAS 36 *Impairment of Assets*.

For financial instruments and investment properties which are transacted at fair value and a valuation technique that unobservable inputs is to be used to measure fair value in subsequent periods, the valuation technique is calibrated so that at initial recognition the results of the valuation technique equals the transaction price.

Notes to the Consolidated Financial Statements

For the year ended 31 December 2024

3. BASIS OF PREPARATION AND MATERIAL ACCOUNTING POLICY INFORMATION

(Continued)

Going concern

The Group incurred a loss attributable to owners of the Company of approximately HK\$19,229,000 for the year ended 31 December 2024 and, as of that date, the Group had net current liabilities of approximately HK\$10,854,000. As at 31 December 2024, the Group had bank overdrafts and borrowings of approximately HK\$2,873,000 and approximately HK\$56,184,000 respectively, while the Group had cash and bank balances of approximately HK\$16,518,000. These conditions indicate that a material uncertainty exists that may cast significant doubt on the Group's ability to continue as a going concern.

In view of these circumstances, the directors of the Company have given a careful consideration to the future liquidity and performance of the Group and its available sources of financing in assessing whether the Group will have sufficient financial resources to continue as a going concern. Certain plans and measures have been formulated to mitigate the liquidity pressure and to improve its cash flows which include, but not limited to, the following:

- (i) The Group is in process to implement operational plans to control costs and generate sufficient cash flows to meet its current and future obligations.
- (ii) On 17 December 2024, the Group entered into a sale and purchase agreement with Purchaser A (a connected person of the Company), pursuant to which the Group conditionally agreed to sell, and Purchaser A conditionally agreed to purchase the entire equity interests of Shenzhen Fujing Precision Technology Company Limited* (深圳福井精密科技有限公司), a wholly-owned subsidiary of the Company and the sale loan, at a consideration of RMB18.20 million (equivalent to approximately HK\$19.66 million) ("**Disposal A's Consideration**"), which shall be settled by way of set-off of an amount equivalent to Disposal A's Consideration against the outstanding principal amount due to Purchaser A (classified as the loan from a related company).

On the same date, the Group entered into a sale and purchase agreement with Purchaser B (a connected person of the Company), pursuant to which the Group conditionally agreed to sell, and Purchaser B conditionally agreed to purchase the Group's property located in Hong Kong, at a cash consideration of HK\$16.40 million. The fair value of the above property as at 31 December 2024 is HK\$16,100,000.

Details of above disposal transactions could be referred to the Company's announcement dated 17 December 2024 and the above disposal transactions will be subject to the independent shareholders' approval at the extraordinary general meeting of the Company. Successful and timely implementation of the above disposal transactions will raise the level of liquid funds and reduce its borrowings.

- (iii) The Group will continue to take active measures to control administrative costs and unnecessary capital expenditures to improve the liquidity to support operations.

The directors of the Company have reviewed the Group's cash flow forecast covering a period of not less than twelve months from the date of the auditor's report. They are of the opinion that, taking into account of the above-mentioned plans and measures, the Group will have sufficient working capital to finance its operations and meet its financial obligations as and when they fall due in the foreseeable future. Accordingly, the directors believe it is appropriate to prepare the consolidated financial statements of the Group for the year ended 31 December 2024 on a going concern basis.

Should the going concern assumption be inappropriate, adjustments may have to be made to write-down the values of assets to their recoverable amounts, to provide for any further liabilities that might arise, and to reclassify non-current assets and non-current liabilities as current assets and current liabilities, respectively. The effects of these adjustments have not been reflected in the consolidated financial statements.

* For identification purpose only

Notes to the Consolidated Financial Statements

For the year ended 31 December 2024

3. BASIS OF PREPARATION AND MATERIAL ACCOUNTING POLICY INFORMATION

(Continued)

Subsidiaries

Subsidiaries are all entities (including special purpose entities) over which the Group has the power to govern the financial and operating policies generally accompanying a shareholding of more than one half of the voting rights. The existence and effect of potential voting rights that are currently exercisable or convertible are considered when assessing whether the Group controls another entity.

Basis of consolidation

The consolidated financial statements incorporate the financial statements of the Company and entities controlled by the Company and its subsidiaries. Control is achieved when the Company:

- has power over the investee;
- is exposed, or has rights, to variable returns from its involvement with the investee; and
- has the ability to use its power to affect its returns.

The Group reassesses whether or not it controls an investee if facts and circumstances indicate that there are changes to one or more of the three elements of control listed above.

Consolidation of a subsidiary begins when the Group obtains control over the subsidiary and ceases when the Group loses control of the subsidiary. Specifically, income and expenses of a subsidiary acquired or disposed of during the year are included in the consolidated statement of profit or loss and other comprehensive income from the date the Group gains control until the date when the Group ceases to control the subsidiary.

Profit or loss and each item of other comprehensive income are attributed to the owners of the Company and to the non-controlling interests. Total comprehensive income of subsidiaries is attributed to the owners of the Company and to the non-controlling interests even if this results in the non-controlling interests having a deficit balance.

When necessary, adjustments are made to the financial statements of subsidiaries to bring their accounting policies in line with the Group's accounting policies.

All intra-group assets and liabilities, equity, income, expenses and cash flows relating to transaction between members of the Group are eliminated in full on consolidation.

Non-controlling interests in subsidiaries are presented separately from the Group's equity therein, which represent present ownership interests entitling their holders to a proportionate share of net assets of the relevant subsidiaries upon liquidation.

Notes to the Consolidated Financial Statements

For the year ended 31 December 2024

3. BASIS OF PREPARATION AND MATERIAL ACCOUNTING POLICY INFORMATION

(Continued)

Non-current assets held for sale

Non-current assets (and disposal groups) are classified as held for sale if their carrying amount will be recovered principally through a sale transaction rather than through continuing use. This condition is regarded as met only when the asset (or disposal group) is available for immediate sale in its present condition subject only to terms that are usual and customary for sales of such asset (or disposal group) and its sale is highly probable. Management must be committed to the sale, which should be expected to qualify for recognition as a completed sale within one year from the date of classification.

When the Group is committed to a sale plan involving loss of control of a subsidiary, all of the assets and liabilities of that subsidiary are classified as held for sale when the criteria described above are met, regardless of whether the Group will retain a non-controlling interest in the relevant subsidiary after the sale.

When the Group is committed to a sale plan involving disposal of an investment, or a portion of an investment, in an associate or joint venture, the investment or the portion of the investment that will be disposed of is classified as held for sale when the criteria described above are met, and the Group discontinues the use of the equity method in relation to the portion that is classified as held for sale from the time when the investment (or a portion of the investment) is classified as held for sale.

Non-current assets (and disposal groups) classified as held for sale are measured at the lower of their carrying amount and fair value less costs to sell, except for financial assets within the scope of HKFRS 9, investment properties measured at fair value, which continue to be measured in accordance with the accounting policies as set out in respective sections.

Revenue

Revenue from contracts with customers

The Group recognises revenue when (or as) a performance obligation is satisfied, i.e. when “control” of the goods or services underlying the particular performance obligation is transferred to the customer.

A performance obligation represents a good or service (or a bundle of goods or services) that is distinct or a series of distinct goods or services that are substantially the same.

Control is transferred over time and revenue is recognised over time by reference to the progress towards complete satisfaction of the relevant performance obligation if one of the following criteria is met:

- the customer simultaneously receives and consumes the benefits provided by the Group’s performance as the Group performs;
- the Group’s performance creates and enhances an asset that the customer controls as the Group performs;
or
- the Group’s performance does not create an asset with an alternative use to the Group and the Group has an enforceable right to payment for performance completed to date.

Otherwise, revenue is recognised at a point in time when the customer obtains control of the distinct good or service.

Notes to the Consolidated Financial Statements

For the year ended 31 December 2024

3. BASIS OF PREPARATION AND MATERIAL ACCOUNTING POLICY INFORMATION

(Continued)

Revenue (Continued)

Revenue from contracts with customers (Continued)

A contract asset represents the Group's right to consideration in exchange for goods or services that the Group has transferred to a customer that is not yet unconditional. It is assessed for impairment in accordance with HKFRS 9. In contrast, a receivable represents the Group's unconditional right to consideration, i.e. only the passage of time is required before payment of that consideration is due.

A contract liability represents the Group's obligation to transfer goods or services to a customer for which the Group has received consideration (or an amount of consideration is due) from the customer.

A contract asset and a contract liability relating to a contract are accounted for and presented on a net basis.

For contracts that contain more than one performance obligations, the Group allocates the transaction price to each performance obligation on a relative stand-alone selling price basis.

Further details of the Group's revenue and other income recognition policies are as follows:

Revenue from sales of watches are recognised at a point in time when control of goods has transferred, being the time when the products are delivered to customers and title is passed.

Services income from provision of assembly services (including parts assembling and quality control services) is recognised at a point in time when the services are rendered and accepted by the customers.

Rental income from investment properties under operating lease are recognised on a straight-line basis over the terms of the relevant leases.

Interest income is accrued on a time basis using the effective interest method by applying applicable interest rate.

Property, plant and equipment

Property, plant and equipment are stated in the consolidated statement of financial position at cost less subsequent accumulated depreciation and accumulated impairment losses, if any.

Depreciation is recognised so as to write off the cost of assets less their residual values over their estimated useful lives, using the straight-line method. The estimated useful lives, residual values and depreciation method are reviewed at the end of each reporting period, with the effect of any changes in estimate accounted for on a prospective basis.

An item of property, plant and equipment is derecognised upon disposal or when no future economic benefits are expected to arise from the continued use of the asset. Any gain or loss arising on the disposal or retirement of an item of property, plant and equipment is determined as the difference between the net sales proceeds and the carrying amount of the asset and is recognised in profit or loss.

Notes to the Consolidated Financial Statements

For the year ended 31 December 2024

3. BASIS OF PREPARATION AND MATERIAL ACCOUNTING POLICY INFORMATION

(Continued)

Property, plant and equipment (Continued)

The items of property, plant and equipment, after taking into account the residual values, are depreciated on a straight-line basis at the following rates per annum.

Leasehold improvements	20% or over the lease terms, if shorter
Plant and machinery	10–20%
Furniture, fixtures and equipment	20%
Motor Vehicle	20%
Leasehold buildings	over the lease term

Inventories

Inventories are stated at the lower of cost and net realisable value. Costs of inventories are determined on a weighted average method. Net realisable value represents the estimated selling price for inventories less all estimated costs of completion and costs necessary to make the sale. Costs necessary to make the sale include incremental costs directly attributable to the sale and non-incremental costs which the Group must incur to make the sale.

Impairment losses on non-financial assets

At the end of the reporting period, the Group reviews the carrying amounts of its non-financial assets to determine whether there is any indication that these assets have suffered an impairment loss. If any such indication exists, the recoverable amount of the relevant asset is estimated in order to determine the extent of the impairment loss, if any.

The recoverable amount of non-financial assets are estimated individually. When it is not possible to estimate the recoverable amount individually, the Group estimates the recoverable amount of the cash-generating unit ("CGU") to which the asset belongs.

In testing a CGU for impairment, corporate assets are allocated to the relevant CGU when a reasonable and consistent basis of allocation can be established, or otherwise they are allocated to the smallest group of CGUs for which a reasonable and consistent allocation basis can be established. The recoverable amount is determined for the CGU or group of CGUs to which the corporate asset belongs, and is compared with the carrying amount of the relevant CGU or group of CGUs.

Recoverable amount is the higher of fair value less costs of disposal and value in use. In assessing value in use, the estimated future cash flows are discounted to their present value using a pre-tax discount rate that reflects current market assessments of the time value of money and the risks specific to the asset (or a CGU) for which the estimates of future cash flows have not been adjusted.

If the recoverable amount of an asset (or a CGU) is estimated to be less than its carrying amount, the carrying amount of the asset (or a CGU) is reduced to its recoverable amount. An impairment loss is recognised immediately in profit or loss.

Where an impairment loss subsequently reverses, the carrying amount of the asset (or the CGU) is increased to the revised estimate of its recoverable amount, but so that the increased carrying amount does not exceed the carrying amount that would have been determined had no impairment loss been recognised for the asset (or the CGU) in prior years. A reversal of an impairment loss is recognised immediately in profit or loss.

Notes to the Consolidated Financial Statements

For the year ended 31 December 2024

3. BASIS OF PREPARATION AND MATERIAL ACCOUNTING POLICY INFORMATION

(Continued)

Investment properties

Investment properties are properties held to earn rentals and/or for capital appreciation. Investment properties are initially measured at cost, including any directly attributable expenditure. Subsequent to initial recognition, investment properties are measured at fair value. Gains and losses arising from changes in the fair value of investment properties are included in profit or loss for the period in which they arise.

An investment property is derecognised upon disposal or when the investment property is permanently withdrawn from use and no future economic benefits are expected from the disposal. Any gain or loss arising on derecognition of the property (calculated as the difference between the net disposal proceeds and the carrying amount of the asset) is included in profit or loss in the period in which the property is derecognised.

Financial instruments

Financial assets and financial liabilities are recognised when a group entity becomes a party to the contractual provisions of the instrument. All regular way purchases or sales of financial assets are recognised and derecognised on a trade date basis. Regular way purchases or sales are purchases or sales of financial assets that require delivery of assets within the time frame established by regulation or convention in the market place.

Financial assets and financial liabilities are initially measured at fair value except for trade receivables arising from contracts with customers which are initially measured in accordance with HKFRS 15. Transaction costs that are directly attributable to the acquisition or issue of financial assets and financial liabilities (other than financial assets or financial liabilities at fair value through profit or loss ("FVTPL")), are added to or deducted from the fair value of the financial assets or financial liabilities, as appropriate, on initial recognition. Transaction costs directly attributable to the acquisition of financial assets or financial liabilities at FVTPL are recognised immediately in profit or loss.

The effective interest method is a method of calculating the amortised cost of a financial asset or financial liability and of allocating interest income and interest expense over the relevant period. The effective interest rate is the rate that exactly discounts estimated future cash receipts and payments (including all fees and points paid or received that form an integral part of the effective interest rate, transaction costs and other premiums or discounts) through the expected life of the financial asset or financial liability, or, where appropriate, a shorter period, to the net carrying amount on initial recognition.

Financial assets

Classification and measurement of financial assets

Financial assets that meet the following conditions are subsequently measured at amortised cost:

- the financial asset is held within a business model whose objective is to collect contractual cash flows; and
- the contractual terms give rise on specified dates to cash flows that are solely payments of principal and interest on the principal amount outstanding.

Notes to the Consolidated Financial Statements

For the year ended 31 December 2024

3. BASIS OF PREPARATION AND MATERIAL ACCOUNTING POLICY INFORMATION

(Continued)

Financial instruments (Continued)

Financial assets (Continued)

Classification and measurement of financial assets (Continued)

All other financial assets are subsequently measured at FVTPL.

A financial asset is classified as held for trading if:

- it has been acquired principally for the purpose of selling in the near term; or
- on initial recognition it is a part of a portfolio of identified financial instruments that the Group manages together and has a recent actual pattern of short-term profit-taking; or
- it is a derivative that is not designated and effective as a hedging instrument.

(i) Amortised cost and interest income

Interest income is recognised using the effective interest method for financial assets measured subsequently at amortised cost. Interest income is calculated by applying the effective interest rate to the gross carrying amount of a financial asset, except for financial assets that have subsequently become credit-impaired (see below). For financial assets that have subsequently become credit-impaired, interest income is recognised by applying the effective interest rate to the amortised cost of the financial asset from the next reporting period. If the credit risk on the credit-impaired financial instrument improves so that the financial asset is no longer credit-impaired, interest income is recognised by applying the effective interest rate to the gross carrying amount of the financial asset from the beginning of the reporting period following the determination that the asset is no longer credit-impaired.

(ii) Financial assets at FVTPL

Financial assets that do not meet the criteria for being measured at amortised cost or FVTOCI or designated as FVTOCI are measured at FVTPL.

Financial assets at FVTPL are measured at fair value at the end of each reporting period, with any fair value gains or losses recognised in profit or loss. The net gain or loss recognised in profit or loss excludes any dividend or interest earned on the financial asset and is included in the "other income and other gain (loss), net" line item.

Notes to the Consolidated Financial Statements

For the year ended 31 December 2024

3. BASIS OF PREPARATION AND MATERIAL ACCOUNTING POLICY INFORMATION

(Continued)

Financial instruments (Continued)

Financial assets (Continued)

Impairment of financial assets

The Group performs impairment assessment under expected credit loss (“**ECL**”) model on financial assets which are subject to impairment assessment under HKFRS 9 (including trade receivables, financial assets included in other receivables, deposits and prepayments and cash and bank balances). The amount of ECL is updated at each reporting date to reflect changes in credit risk since initial recognition.

Lifetime ECL represents the ECL that will result from all possible default events over the expected life of the relevant instrument. In contrast, 12-month ECL (“**12m ECL**”) represents the portion of lifetime ECL that is expected to result from default events that are possible within 12 months after the reporting date. Assessment is done based on the Group’s historical credit loss experience, adjusted for factors that are specific to the debtors, general economic conditions and an assessment of both the current conditions at the reporting date as well as the forecast of future conditions.

The Group always recognises lifetime ECL for trade receivables without significant financing component.

For all other instruments, the Group measures the loss allowance equal to 12m ECL, unless when there has been a significant increase in credit risk since initial recognition, in which case the Group recognises lifetime ECL. The assessment of whether lifetime ECL should be recognised is based on significant increases in the likelihood or risk of a default occurring since initial recognition.

(i) **Significant increase in credit risk**

In assessing whether the credit risk has increased significantly since initial recognition, the Group compares the risk of a default occurring on the financial instrument as at the reporting period with the risk of a default occurring on the financial instrument as at the date of initial recognition. In making this assessment, the Group considers both quantitative and qualitative information that is reasonable and supportable, including historical experience and forward-looking information that is available without undue cost or effort.

Notes to the Consolidated Financial Statements

For the year ended 31 December 2024

3. BASIS OF PREPARATION AND MATERIAL ACCOUNTING POLICY INFORMATION

(Continued)

Financial instruments (Continued)

Financial assets (Continued)

Impairment of financial assets (Continued)

(i) **Significant increase in credit risk** (Continued)

In particular, the following information is taken into account when assessing whether credit risk has increased significantly:

- an actual or expected significant deterioration in the financial instrument's external (if available) or internal credit rating;
- significant deterioration in external market indicators of credit risk, e.g. a significant increase in the credit spread, the credit default swap prices for the debtor;
- existing or forecast adverse changes in business, financial or economic conditions that are expected to cause a significant decrease in the debtor's ability to meet its debt obligations;
- an actual or expected significant deterioration in the operating results of the debtor;
- an actual or expected significant adverse change in the regulatory, economic, or technological environment of the debtor that results in a significant decrease in the debtor's ability to meet its debt obligations.

Irrespective of the outcome of the above assessment, the Group presumes that the credit risk has increased significantly since initial recognition when contractual payments are more than 30 days past due, unless the Group has reasonable and supportable information that demonstrates otherwise.

The Group regularly monitors the effectiveness of the criteria used to identify whether there has been a significant increase in credit risk and revises them as appropriate to ensure that the criteria are capable of identifying significant increase in credit risk before the amount becomes past due.

(ii) **Definition of default**

For internal credit risk management, the Group considers an event of default occurs when information developed internally or obtained from external sources indicates that the debtor is unlikely to pay its creditors, including the Group, in full.

Irrespective of the above, the Group considers that default has occurred when a financial asset is more than 90 days past due unless the Group has reasonable and supportable information to demonstrate that a more lagging default criterion is more appropriate.

Notes to the Consolidated Financial Statements

For the year ended 31 December 2024

3. BASIS OF PREPARATION AND MATERIAL ACCOUNTING POLICY INFORMATION

(Continued)

Financial instruments (Continued)

Financial assets (Continued)

Impairment of financial assets (Continued)

(iii) Credit-impaired financial assets

A financial asset is credit-impaired when one or more events of default that have a detrimental impact on the estimated future cash flows of that financial asset have occurred. Evidence that a financial asset is credit-impaired includes observable data about the following events:

- (a) significant financial difficulty of the issuer or the borrower;
- (b) a breach of contract, such as a default or past due event;
- (c) the lender(s) of the borrower, for economic or contractual reasons relating to the borrower's financial difficulty, having granted to the borrower a concession(s) that the lender(s) would not otherwise consider;
- (d) it is becoming probable that the borrower will enter bankruptcy or other financial reorganisation; or
- (e) the disappearance of an active market for that financial asset because of financial difficulties.

(iv) Write-off policy

The Group writes off a financial asset when there is information indicating that the counterparty is in severe financial difficulty and there is no realistic prospect of recovery, for example, when the counterparty has been placed under liquidation or has entered into bankruptcy proceedings. Financial assets written off may still be subject to enforcement activities under the Group's recovery procedures, taking into account legal advice where appropriate. A write-off constitutes a derecognition event. Any subsequent recoveries are recognised in profit or loss.

(v) Measurement and recognition of ECL

The measurement of ECL is a function of the probability of default, loss given default (i.e. the magnitude of the loss if there is a default) and the exposure at default. The assessment of the probability of default and loss given default is based on historical data and forward-looking information. Estimation of ECL reflects an unbiased and probability-weighted amount that is determined with the respective risks of default occurring as the weights.

Notes to the Consolidated Financial Statements

For the year ended 31 December 2024

3. BASIS OF PREPARATION AND MATERIAL ACCOUNTING POLICY INFORMATION

(Continued)

Financial instruments (Continued)

Financial assets (Continued)

Impairment of financial assets (Continued)

(v) **Measurement and recognition of ECL** (Continued)

Generally, the ECL is the difference between all contractual cash flows that are due to the Group in accordance with the contract and the cash flows that the Group expects to receive, discounted at the effective interest rate determined at initial recognition.

For collective assessment, the Group take into consideration the following characteristics when formulating the grouping:

- Nature of financial instruments (i.e. the Group's trade and other receivable) and amounts due from customers are each assessed as a separate group. Loans to related parties are assessed for ECL on an individual basis);
- Past-due status;
- Nature, size and industry of debtors; and
- External credit ratings where available.

The grouping is regularly reviewed by management to ensure the constituents of each group continue to share similar credit risk characteristics.

Interest income is calculated based on the gross carrying amount of the financial asset unless the financial asset is credit-impaired, in which case interest income is calculated based on amortised cost of the financial asset.

The Group recognises an impairment gain or loss in profit or loss for all financial instruments by adjusting their carrying amount, with the exception of trade receivables where the corresponding adjustment is recognised through a loss allowance account.

Derecognition of financial assets

The Group derecognises a financial asset only when the contractual rights to the cash flows from the asset expire, or when it transfers the financial asset and substantially all the risks and rewards of ownership of the asset to another entity. If the Group neither transfers nor retains substantially all the risks and rewards of ownership and continues to control the transferred asset, the Group recognises its retained interest in the asset and an associated liability for amounts it may have to pay. If the Group retains substantially all the risks and rewards of ownership of a transferred financial asset, the Group continues to recognise the financial asset and also recognises a collateralised borrowing for the proceeds received.

Notes to the Consolidated Financial Statements

For the year ended 31 December 2024

3. BASIS OF PREPARATION AND MATERIAL ACCOUNTING POLICY INFORMATION

(Continued)

Financial instruments (Continued)

Financial assets (Continued)

Derecognition of financial assets (Continued)

On derecognition of a financial asset measured at amortised cost, the difference between the asset's carrying amount and the sum of the consideration received and receivable is recognised in profit or loss.

Financial liabilities and equity instruments

Classification as financial liabilities or equity

Financial liabilities and equity instruments issued by a group entity are classified as either financial liabilities or as equity in accordance with the substance of the contractual arrangements and the definitions of a financial liability and an equity instrument.

Equity instruments

An equity instrument is any contract that evidences a residual interest in the assets of an entity after deducting all of its liabilities. Equity instruments issued by the Company are recognised at the proceeds received, net of direct issue costs.

Financial liabilities

All financial liabilities (including bank overdrafts, trade and bills payables, other payables and accrued expenses, borrowings, loan from a related company and lease liabilities) are subsequently measured at amortised cost using the effective interest method.

Derecognition of financial liabilities

The Group derecognises financial liabilities when, and only when, the Group's obligations are discharged, cancelled or have expired. The difference between the carrying amount of the financial liability derecognised and the consideration paid and payable is recognised in profit or loss.

Leasing

Definition of a lease

A contract is, or contains, a lease if the contract conveys the right to control the use of an identified asset for a period of time in exchange for consideration.

For contracts entered into or modified on or after the date of initial application or arising from business combinations, the Group assesses whether a contract is or contains a lease based on the definition under HKFRS 16 at inception, modification date or acquisition date, as appropriate. Such contract will not be reassessed unless the terms and conditions of the contract are subsequently changed.

Notes to the Consolidated Financial Statements

For the year ended 31 December 2024

3. BASIS OF PREPARATION AND MATERIAL ACCOUNTING POLICY INFORMATION

(Continued)

Leasing (Continued)

The Group as a lessee

Allocation of consideration to components of a contract

For a contract that contains a lease component and one or more additional lease or non-lease components, the Group allocates the consideration in the contract to each lease component on the basis of the relative standalone price of the lease component and the aggregate stand-alone price of the non-lease components.

Short-term leases and leases of low-value assets

The Group applies the short-term lease recognition exemption to leases of property that have a lease term of 12 months or less from the commencement date and do not contain a purchase option. It also applies the recognition exemption for lease of low-value assets. Lease payments on short-term leases and leases of low-value assets are recognised as expense on a straight-line basis or another systematic basis over the lease term.

Right-of-use assets

The cost of right-of-use asset includes:

- the amount of the initial measurement of the lease liability;
- any lease payments made at or before the commencement date, less any lease incentives received;
- any initial direct costs incurred by the Group; and
- an estimate of costs to be incurred by the Group in dismantling and removing the underlying assets, restoring the site on which it is located or restoring the underlying asset to the condition required by the terms and conditions of the lease.

Right-of-use assets are measured at cost, less any accumulated depreciation and impairment losses, and adjusted for any remeasurement of lease liabilities.

Right-of-use assets in which the Group is reasonably certain to obtain ownership of the underlying leased assets at the end of the lease term is depreciated from commencement date to the end of the useful life. Otherwise, right-of-use assets are depreciated on a straight-line basis over the shorter of its estimated useful life and the lease term.

The Group presents right-of-use assets as a separate line item on the consolidated statement of financial position.

Refundable rental deposits

Refundable rental deposits paid are accounted for under HKFRS 9, and initially measured at fair value. Adjustments to fair value at initial recognition are considered as additional lease payments and included in the cost of right-of-use assets.

Notes to the Consolidated Financial Statements

For the year ended 31 December 2024

3. BASIS OF PREPARATION AND MATERIAL ACCOUNTING POLICY INFORMATION

(Continued)

Leasing (Continued)

The Group as a lessee (Continued)

Lease liabilities

At the commencement date of a lease, the Group recognises and measures the lease liability at the present value of lease payments that are unpaid at that date. In calculating the present value of lease payments, the Group uses the incremental borrowing rate at the lease commencement date if the interest rate implicit in the lease is not readily determinable.

The lease payments include:

- fixed payments (including in-substance fixed payments) less any lease incentives receivable;
- variable lease payments that depend on an index or a rate initially measured using the index or rate as at the commencement date;
- amounts expected to be payable by the Group under residual value guarantees;
- the exercise price of a purchase option reasonably certain to be exercised by the Group; and
- payments of penalties for terminating a lease, if the lease term reflects the Group exercising the option to terminate the lease.

After the commencement date, lease liabilities are adjusted by interest accretion and lease payments.

The Group remeasures lease liabilities (and makes a corresponding adjustment to the related right-of-use assets) whenever:

- the lease term has changed or there is a change in the assessment of exercise of a purchase option, in which case the related lease liability is remeasured by discounting the revised lease payments using a revised discount rate at the date of reassessment.
- the lease payments change due to changes in market rental rates following a market rent review/expected payment under a guaranteed residual value, in which cases the related lease liability is remeasured by discounting the revised lease payments using the initial discount rate.

The Group presents lease liabilities as a separate line item on the consolidated statement of financial position.

Notes to the Consolidated Financial Statements

For the year ended 31 December 2024

3. BASIS OF PREPARATION AND MATERIAL ACCOUNTING POLICY INFORMATION

(Continued)

Leasing (Continued)

The Group as a lessor

Classification and measurement of leases

Leases for which the Group is a lessor are classified as finance or operating leases. Whenever the terms of the lease transfer substantially all the risks and rewards incidental to ownership of an underlying asset to the lessee, the contract is classified as a finance lease. All other leases are classified as operating leases.

Rental income from operating leases is recognised in profit or loss on a straight-line basis over the term of the relevant lease. Initial direct costs incurred in negotiating and arranging an operating lease are added to the carrying amount of the leased asset, and such costs are recognised as an expense on a straight-line basis over the lease term except for investment properties measured under fair value model.

Taxation

Income tax expense represents the sum of current and deferred income tax expense.

The tax currently payable is based on taxable profit for the year. Taxable profit differs from loss before tax because of income or expense that are taxable or deductible in other years and items that are never taxable or deductible. The Group's liability for current tax is calculated using tax rates that have been enacted or substantively enacted by the end of the reporting period.

Deferred tax is recognised on temporary differences between the carrying amounts of assets and liabilities in the consolidated financial statements and the corresponding tax base used in the computation of taxable profit. Deferred tax liabilities are generally recognised for all taxable temporary differences. Deferred tax assets are generally recognised for all deductible temporary differences to the extent that it is probable that taxable profits will be available against which those deductible temporary differences can be utilised. Such assets and liabilities are not recognised if the temporary difference arises from goodwill or from the initial recognition (other than in a business combination) of other assets and liabilities in a transaction that affects neither the taxable profit nor the accounting profit and at the time of the transaction does not give rise to equal taxable and deductible temporary differences.

Deferred tax liabilities are recognised for taxable temporary differences associated with investments in subsidiaries and associate, except where the Group is able to control the reversal of the temporary difference and it is probable that the temporary difference will not reverse in the foreseeable future. Deferred tax assets arising from deductible temporary differences associated with such investments are only recognised to the extent that it is probable that there will be sufficient taxable profit against which to utilise the benefits of the temporary differences and they are expected to reverse in the foreseeable future.

Notes to the Consolidated Financial Statements

For the year ended 31 December 2024

3. BASIS OF PREPARATION AND MATERIAL ACCOUNTING POLICY INFORMATION

(Continued)

Taxation (Continued)

The carrying amount of deferred tax assets is reviewed at the end of the reporting period and reduced to the extent that it is no longer probable that sufficient taxable profits will be available to allow all or part of the asset to be recovered.

Deferred tax assets and liabilities are measured at the tax rates that are expected to apply in the period in which the liability is settled or the asset is realised, based on tax rate (and tax laws) that have been enacted or substantively enacted by the end of the reporting period.

The measurement of deferred tax liabilities and assets reflects the tax consequences that would follow from the manner in which the Group expects, at the end of the reporting period, to recover or settle the carrying amount of its assets and liabilities.

For the purposes of measuring deferred tax for investment properties that are measured using the fair value model, the carrying amounts of such properties are presumed to be recovered entirely through sale, unless the presumption is rebutted. The presumption is rebutted when the investment property is depreciable and is held within a business model whose objective is to consume substantially all of the economic benefits embodied in the investment property over time, rather than through sale, except for freehold land, which is always presumed to be recovered entirely through sale.

For leasing transactions in which the tax deductions are attributable to the lease liabilities, the Group applies HKAS 12 Income Taxes requirements to the lease liabilities, and the related assets separately. The Group recognises a deferred tax asset related to lease liabilities to the extent that it is probable that taxable profit will be available against which the deductible temporary difference can be utilised and a deferred tax liability for all taxable temporary differences.

Deferred tax assets and liabilities are offset when there is a legally enforceable right to set off current tax assets against current tax liabilities and when they relate to income taxes levied to the same taxable entity by the same taxation authority.

In assessing any uncertainty over income tax treatments, the Group considers whether it is probable that the relevant tax authority will accept the uncertain tax treatment used, or proposed to be used by individual group entities in their income tax filings. If it is probable, the current and deferred taxes are determined consistently with the tax treatment in the income filings. If it is not probable that the relevant taxation authority will accept an uncertain tax treatment, the effect of each uncertainty reflected using either the most likely amount or the expected value.

Current and deferred tax are recognised in profit or loss.

Notes to the Consolidated Financial Statements

For the year ended 31 December 2024

3. BASIS OF PREPARATION AND MATERIAL ACCOUNTING POLICY INFORMATION

(Continued)

Foreign currencies

In preparing the financial statements of each individual group entity, transactions in currencies other than the functional currency of that entity (foreign currencies) are recognised at the rates of exchanges prevailing on the dates of the transactions. At the end of the reporting period, monetary items denominated in foreign currencies are re-translated at the rates prevailing at that date. Non-monetary items that are measured in terms of historical cost in foreign currency are not re-translated.

Exchange differences arising on the settlement of monetary items, and on the retranslation of monetary items are recognised in profit or loss in the period in which they arise.

For the purposes of presenting the consolidated financial statements, the assets and liabilities of the Group's foreign operations are translated into the presentation currency of the Group (i.e. HK\$) using exchange rates prevailing at the end of each reporting period. Income and expenses items are translated at the average exchange rates for the year. Exchange differences arising, if any, are recognised in other comprehensive income and accumulated in equity under the heading of exchange reserves (attributed to non-controlling interests as appropriate).

Borrowing costs

All borrowing costs are recognised in profit or loss in the period in which they are incurred.

Government grants

Government grants are not recognised until there is reasonable assurance that the Group will comply with the conditions attaching to them and that the grants will be received.

Government grants related to income that are receivable as compensation for expenses or losses already incurred or for the purpose of giving immediate financial support to the Group with no future related costs are recognised in profit or loss in the period in which they become receivable. Such grants are presented under "other income and other gain (loss), net".

Retirement benefits costs

Payments to the Mandatory Provident Fund Scheme and the state-managed retirement benefit schemes, which are defined contribution schemes, are recognised as an expense when employees have rendered services entitling them to the contributions.

In accordance with the rules and regulations in the People's Republic of China (the "PRC"), the PRC based employees of the Group participate in various defined contribution retirement benefit plans organised by the relevant municipal and provincial governments in the PRC under which the Group and the employees are required to make monthly contributions to these plans calculated as a percentage of the employees' salaries, subject to certain ceiling. The municipal and provincial governments undertake to assume the retirement benefit obligations of all existing and future retired PRC based employees payable under the plans described above. Other than the monthly contributions, the Group has no further obligation for the payment of retirement and other postretirement benefits of its employees. The assets of these plans are held separately from the subsidiary in an independent fund managed by the PRC government.

Notes to the Consolidated Financial Statements

For the year ended 31 December 2024

3. BASIS OF PREPARATION AND MATERIAL ACCOUNTING POLICY INFORMATION

(Continued)

Short-term and other long-term employee benefits

Short-term employee benefits are recognised at the undiscounted amount of the benefits expected to be paid as and when employees rendered the services. All short-term employee benefits are recognised as an expense unless another HKFRS requires or permits the inclusion of the benefit in the cost of an asset.

A liability is recognised for benefits accruing to employee (such as wages and salaries, annual leave and sick leave) after deducting any amount already paid.

Hong Kong Employees who have completed certain years of services with the Group are entitled to a long service payment. The Group's net obligations in respect of long service payments are the amounts of future benefits that employees have earned in return for this services in the current and prior periods, calculated in accordance with the applicable laws in Hong Kong.

Effective from 1 May 2025, an employer can no longer use any of the accrued benefits derived from its mandatory contributions to MPF scheme to reduce the long service payment.

Provisions

Provisions are recognised when the Group has a present obligation (legal or constructive) as a result of a past event, it is probable that the Group will be required to settle the obligation, and a reliable estimate can be made of the amount of the obligation.

The amount recognised as a provision is the best estimate of the consideration required to settle the present obligation at the end of the reporting period, taking into account the risks and uncertainties surrounding the obligation. When a provision is measured using the cash flows estimated to settle the present obligation, its carrying amount is the present value of those cash flows.

Notes to the Consolidated Financial Statements

For the year ended 31 December 2024

3. BASIS OF PREPARATION AND MATERIAL ACCOUNTING POLICY INFORMATION

(Continued)

Related parties

A party is considered to be related to the Group if:

- (a) A person or a close member of that person's family is related to the Group if that person:
 - (i) has control or joint control over the Group;
 - (ii) has significant influence over the Group; or
 - (iii) is a member of the key management personnel of the Group or of the Group's parent.
- (b) An entity is related to the Group if any of the following conditions applies:
 - (i) the entity and the Group are members of the same group (which means that each parent, subsidiary and fellow subsidiaries is related to the others);
 - (ii) one entity is an associate or joint venture of the other entity (or an associate or joint venture of a member of a group which the other entity is a member);
 - (iii) both entities are joint ventures of the same third party;
 - (iv) one entity is a joint venture of a third entity and the other entity is an associate of the third entity;
 - (v) the entity is a post-employment benefit plan for the benefit of employees of either the Group or an entity related to the Group. If the Group is itself such a plan, the sponsoring employees are also related to the Group;
 - (vi) the entity is controlled or jointly controlled by a person identified in (a);
 - (vii) a person identified in (a)(i) has significant influence over the entity or is a member of the key management personnel of the entity (or of a parent of the entity); or
 - (viii) the entity, or any member of a group of which it is a part, provides key management personnel services to the Group or the Group's parent.

Close members of the family of a person are those family members who may be expected to influence, or be influenced by, that person in their dealings with the entity.

- (i) the person's children and spouse or domestic partner;
- (ii) children of that person's spouse or domestic partner; and
- (iii) dependents of that person or that person's spouse or domestic partner.

A transaction is considered to be a related party transaction when there is a transfer of resources, or obligations between the Group and a related party, regardless of whether a price is charged.

Notes to the Consolidated Financial Statements

For the year ended 31 December 2024

4. CRITICAL ACCOUNTING JUDGEMENTS AND KEY SOURCES OF ESTIMATION UNCERTAINTY

In the application of the Group's accounting policies, which are described in Note 3, the directors of the Company are required to make judgements, estimates and assumptions about the carrying amounts of assets and liabilities that are not readily apparent from other sources. The estimates and underlying assumptions are based on historical experience and other factors that are considered to be relevant. Actual results may differ from these estimates.

The estimates and underlying assumptions are reviewed on an on-going basis. Revisions to accounting estimates are recognised in the period in which the estimate is revised if the revision affects only that period, or in the period of the revision and future periods if the revision affects both current and future periods.

The followings are the key assumptions concerning the future, and other key sources of estimation uncertainty at the end of each reporting period that have a significant risk of causing a material adjustment to the carrying amounts of assets or liabilities affected in the future.

Allowance of ECL for trade receivables

The Group uses provision matrix to calculate ECL for the trade receivables. The management of the Group estimated the amount of lifetime ECL of trade receivables based on provision matrix through grouping of various debtors that have similar loss patterns, after considering ageing, repayment history and/or past due status of respective trade receivables. Estimated loss rates are based on historical observed default rates over the expected life of the debtors are adjusted for forward-looking information that is reasonable and supportable available without under cost or effort. In addition, trade receivables with significant outstanding and credit-impaired balances are assessed for ECL individually.

Impairment of property, plant and equipment and right-of-use assets

Property, plant and equipment, right-of-use assets are stated at costs less accumulated depreciation and impairment, if any. In determining whether an asset is impaired, the Group has to exercise judgement and make estimation, particularly in assessing: (1) whether an event has occurred or any indicators that may affect the asset value; (2) whether the carrying value of an asset can be supported by the recoverable amount, in the case of value in use, the net present value of future cash flows which are estimated based upon the continued use of the asset; and (3) the appropriate key assumptions to be applied in estimating the recoverable amounts including cash flow projections and an appropriate discount rate. When it is not possible to estimate the recoverable amount of an individual asset (including right-of-use assets), the Group estimates the recoverable amount of the cash generating unit to which the assets belongs, including allocation of corporate assets when a reasonable and consistent basis of allocation can be established, otherwise recoverable amount is determined at the smallest group of cash generating units, for which the relevant corporate assets have been allocated. Changing the assumptions and estimates, including the discount rates or the growth rate in the cash flow projections, could materially affect the recoverable amounts.

The directors of the Company have assessed the recoverable amount of property, plant and equipment with reference to the valuation performed by the valuer, an impairment loss of approximately HK\$8,657,000 (2023: Nil) was recognised on land and buildings under "assets classified as held for sale" in the consolidated statement of financial position.

Notes to the Consolidated Financial Statements

For the year ended 31 December 2024

4. CRITICAL ACCOUNTING JUDGEMENTS AND KEY SOURCES OF ESTIMATION UNCERTAINTY (Continued)

Fair values of investment properties

Investment properties are stated at fair value based on the valuation performed by independent professional valuers. The determination of the fair value involves certain assumptions of market conditions which are set out in Note 18.

In relying on the valuation report, the directors of the Company have exercised their judgement and are satisfied that the method of valuation is reflective of the current market conditions. Changes to these assumptions, including the potential risk of the market violation, would result in changes in the fair values of the Group's investment properties and the corresponding adjustments to the amount of gain or loss reported in the consolidated statement of profit or loss and other comprehensive income.

As at 31 December 2024, the carrying amount of the Group's investment properties is approximately HK\$9,188,000 (2023: approximately HK\$11,375,000) and the investment properties classified as held for sale is approximately HK\$16,100,000 (2023: Nil).

Impairment on inventories

The management of the Group reviews an ageing analysis of the inventories at each reporting period, and identifies obsolete and slow-moving inventory items that are no longer suitable for use in production. The Group carries out an inventory review on a product-by-product basis at the end of each reporting period and provides impairment on obsolete and slow-moving items. The management estimates the net realisable value for the finished goods and work-in progress based primarily on the latest invoice prices and current market conditions.

5. SEGMENT INFORMATION

Information reported to the chief operating decision makers ("CODMs") for the purpose of resource allocation and assessment of segment performance focuses on types of goods or services delivered or provided. The Group currently operates in the manufacturing and trading business of watches and provision of related assembly services. A single management team reports to the CODMs who comprehensively manages the entire business. The segmentations are based on the information about the operation of the Group that management uses to make decisions and regularly reviewed by the CODMs for the purpose of allocating resources to segments and assessing their performance. For the years ended 31 December 2024 and 2023, the Group has only one operating segment in ODM. Accordingly, no segment result, assets and liabilities are presented.

Geographical information

The Group's revenue is mainly derived from customers located in the Indonesia, India, Brazil, Hong Kong, Australia and Turkey. The Group's revenue by the geographical location of the customers, determined based on the location to which the Group bills the customers, is detailed below:

	Year ended 31 December	
	2024 HK\$'000	2023 HK\$'000
Asia	95,566	146,148
Europe	11,547	11,426
Pacific Regions	6,777	10,759
South America	24,805	17,334
	138,695	185,667

Notes to the Consolidated Financial Statements

For the year ended 31 December 2024

5. SEGMENT INFORMATION (Continued)

Geographical information (Continued)

The Group's business activities are conducted predominantly in Hong Kong and the PRC. Information about the Group's non-current assets* by the geographical location of the assets is detailed below:

	As at 31 December	
	2024 HK\$'000	2023 HK\$'000
Hong Kong	20,376	34,800
PRC	1,612	33,262
	21,988	68,062

* Non-current assets exclude financial asset at FVTPL.

Information about major customers

Revenue from customers of the corresponding years who are over 10% of the total revenue of the Group are as follows:

	Year ended 31 December	
	2024 HK\$'000	2023 HK\$'000
Customer A	—*	70,173
Customer B	64,134	48,226
Customer C	22,365	—*

* Customers do not contribute 10% or more of the total revenue.

6. REVENUE

	Year ended 31 December	
	2024 HK\$'000	2023 HK\$'000
Sales of goods recognised at a point in time:		
Finished watches	41,522	121,699
SKD kits	83,819	58,758
Watch parts	2,554	5,210
	127,895	185,667
Service income recognised at a point in time:		
Assembly service income	10,800	—
	138,695	185,667

All revenue contracts are for period of one year or less, as permitted by practical expedient under HKFRS 15 *Revenue from Contracts with Customers*, the transaction price allocated to the unsatisfied contract is not disclosed.

Notes to the Consolidated Financial Statements

For the year ended 31 December 2024

7. OTHER INCOME AND OTHER GAIN (LOSS), NET

	Year ended 31 December	
	2024 HK\$'000	2023 HK\$'000
Exchange losses, net	(39)	(851)
Government grants (<i>Note</i>)	14	552
Interest income	1,539	1,322
Rental income (less outgoing expenses of HK\$Nil (2023: HK\$Nil))	563	374
(Allowance for) reversal of ECL on trade receivables	(832)	271
Allowance for ECL on other receivables, deposits and prepayments	(57)	–
Forfeiture of customer's deposits	107	–
Net realised loss on disposals of financial assets at FVTPL	(507)	(493)
Net loss arising from change in fair value of financial assets at FVTPL	(928)	(481)
Net loss arising from change in fair value of investment properties	(2,187)	(198)
Impairment loss on disposal group classified as held for sale	(833)	–
Impairment loss on property, plant and equipment	(8,657)	–
Sundry income	83	–
Write-off of trade receivables	(214)	–
Write-off of prepayment for purchases	–	(750)
	(11,948)	(254)

Note: In the year 2024, the Group had recognised government subsidies from the PRC local authorities of approximately HK\$14,000, relating to ensuring of the Group's employment stability. There are no unfulfilled conditions or contingencies related to these grants.

8. FINANCE COSTS

	Year ended 31 December	
	2024 HK\$'000	2023 HK\$'000
Interest expenses on:		
Borrowings	7,186	8,986
Bank overdrafts	246	63
Lease liabilities	108	75
	7,540	9,124

Notes to the Consolidated Financial Statements

For the year ended 31 December 2024

9. LOSS BEFORE TAX

The Group's loss before tax is arrived at after charging (crediting):

	Year ended 31 December	
	2024 HK\$'000	2023 HK\$'000
Directors' emoluments (<i>Note 10</i>)	7,671	8,684
Staff costs (excluded directors' emoluments)	7,893	10,565
Bonuses	609	1,073
Retirement benefit scheme contributions	1,531	1,596
Total staff costs	17,704	21,918
Auditor's remuneration		
– audit services	600	600
– non-audit services	205	–
Cost of inventories recognised as expenses	94,955	142,195
Depreciation of right-of-use assets (<i>Note 17</i>)	387	804
Depreciation of property, plant and equipment (<i>Note 16</i>)	4,577	5,653
Commission paid	1,183	1,029
Expenses relating to short-term leases	55	40
Allowance for (reversal of) ECL on trade receivables	832	(271)
Allowance for ECL on other receivables, deposits and prepayments	57	–
Forfeiture of customer's deposits	(107)	–
Net loss arising from change in fair value of investment properties	2,187	198
Impairment loss on disposal group classified as held for sale	833	–
Impairment loss on property, plant and equipment	8,657	–
Write-down of inventories (included in cost of sales)	1,135	1,955
Write-off of trade receivables	214	–
Write-off of prepayment for purchases	–	750

10. DIRECTORS' EMOLUMENTS

Pursuant to the GEM Listing Rules and Section 383 of the Hong Kong Companies Ordinance and the Companies (Disclosure of Information about Benefits of Directors) Regulation (Cap. 622G), the aggregate amounts, the directors received remuneration from the subsidiaries now comprising the Group for their appointment as directors of these subsidiaries.

	Year ended 31 December	
	2024 HK\$'000	2023 HK\$'000
Directors' fees	360	576
Salaries and other benefits	6,043	6,222
Discretionary bonus	1,250	1,850
Retirement benefit scheme contributions	18	36
	7,671	8,684

Notes to the Consolidated Financial Statements

For the year ended 31 December 2024

10. DIRECTORS' EMOLUMENTS (Continued)

	Year ended 31 December 2024				
	Directors' fees HK\$'000	Salaries and other benefits HK\$'000	Discretionary bonus HK\$'000	Retirement benefits scheme contributions HK\$'000	Total HK\$'000
Executive directors:					
Mr. Cheuk Sin Cheong Clement ("Mr. Cheuk")	–	4,690	350	–	5,040
Ms. Au Corona Ching Mei M.H. ("Mrs. Cheuk") (Note i)	–	1,353	900	18	2,271
Independent non-executive directors:					
Mr. Yu Sau Ning Homer M.H.	120	–	–	–	120
Ms. Yee Wai Fong Wendy	120	–	–	–	120
Dr. Liu Ngai Wing (Note iii)	54	–	–	–	54
Mr. Yip Yat Lam (Note iv)	66	–	–	–	66
	360	6,043	1,250	18	7,671

	Year ended 31 December 2023				
	Directors' fees HK\$'000	Salaries and other benefits HK\$'000	Discretionary bonus HK\$'000	Retirement benefit scheme contributions HK\$'000	Total HK\$'000
Executive directors:					
Mr. Cheuk Sin Cheong Clement ("Mr. Cheuk")	–	4,839	1,350	18	6,207
Ms. Au Corona Ching Mei M.H. ("Mrs. Cheuk") (Note i)	–	1,383	500	18	1,901
Independent non-executive directors:					
Mr. Yu Sau Ning Homer M.H.	144	–	–	–	144
Mr. Zhao Zhipeng (Note ii)	144	–	–	–	144
Ms. Yee Wai Fong Wendy	144	–	–	–	144
Dr. Liu Ngai Wing (Note iii)	144	–	–	–	144
	576	6,222	1,850	36	8,684

Notes to the Consolidated Financial Statements

For the year ended 31 December 2024

10. DIRECTORS' EMOLUMENTS (Continued)

Notes:

- i. A rent-free accommodation with rateable value of approximately HK\$406,000 (2023: approximately HK\$405,000) is provided to Mrs. Cheuk by the Group.
- ii. Resigned on 31 December 2023.
- iii. Resigned on 13 June 2024.
- iv. Appointed on 13 June 2024.

During the reporting period, no emoluments were paid by the Group to the directors of the Company as an inducement to join or upon joining the Group or as compensation for loss of office. Directors did not waive or agree to waive any emoluments during the reporting period.

11. EMPLOYEES EMOLUMENTS AND SENIOR MANAGEMENT EMOLUMENTS

The five highest paid employees of the Group during the year ended 31 December 2024 included two (2023: two) directors and details of whose remuneration are set out in Note 10 above. During the year, no emoluments were paid by the Group to the five highest paid individuals as an inducement to join or upon joining the Group or as compensation for loss of office. Details of the remuneration of the remaining three (2023: three) highest paid employees who are not directors are as follows:

	Year ended 31 December	
	2024 HK\$'000	2023 HK\$'000
Salaries, allowance and benefit in kind	1,696	2,090
Bonuses	618	210
Retirement benefit scheme contributions	54	22
	2,368	2,322

The number of the highest paid employees who are not the directors of the Company whose emoluments fell within the following bands is as follows:

	Year ended 31 December	
	2024 Number of individuals	2023 Number of individuals
Nil to HK\$1,000,000	3	3

Notes to the Consolidated Financial Statements

For the year ended 31 December 2024

12. INCOME TAX EXPENSE

Pursuant to the rules and regulations of the Cayman Islands and the British Virgin Islands (the “BVI”), the Group is not subject to any income tax in the Cayman Islands and the BVI.

Under the two-tiered profits tax rate regime in Hong Kong, one of the subsidiaries of the Company is subject to Hong Kong Profits Tax at the rate of 8.25% for the first HK\$2 million of assessable profits and at 16.5% on the assessable profits above HK\$2 million. Other subsidiaries of the Company are subjected to Hong Kong Profits Tax at the rate of 16.5% for the years ended 31 December 2024 and 2023.

The subsidiaries of the Group established in the PRC is generally subject to PRC Enterprise Income Tax (“EIT”) on its taxable income at statutory income tax rate of 25%, except for those which are entitled to a preferential tax rate applicable to high and new technology enterprises of 15% for year 2023.

	Year ended 31 December	
	2024 HK\$'000	2023 HK\$'000
Tax charge comprises:		
Current tax		
Hong Kong Profits Tax		
– Charge for the year	124	104
– Under provision in prior years	3	–
	127	104
PRC EIT		
– Charge for the year	33	1,079
– Under provision in prior years	–	11
	33	1,090
	160	1,194

Notes to the Consolidated Financial Statements

For the year ended 31 December 2024

12. INCOME TAX EXPENSE (Continued)

A reconciliation of the income tax expense applicable to loss before tax at the statutory rate for jurisdiction in which the Company's and the majority of its subsidiaries are domiciled to the tax charge at the effective tax rates is as follows:

	Year ended 31 December	
	2024 HK\$'000	2023 HK\$'000
Loss before tax	(19,073)	(18,738)
Tax at the applicable income tax rates	(3,817)	(3,030)
Tax effect of non-taxable income	–	(327)
Tax effect of non-deductible expenses	3,463	1,737
Under provision in prior years	3	11
Tax effect of deductible temporary differences not recognised	(3)	1,039
Tax effect of unused tax loss not recognised	1,386	2,387
Effect of tax exemptions granted to PRC subsidiaries	(705)	(513)
Tax concession	(167)	(110)
Tax charge for the year	160	1,194

At the end of the reporting period, the Group has unused tax losses of approximately HK\$34,548,000 (2023: approximately HK\$28,430,000) available for offset against future profits. No deferred tax asset has been recognised in respect of such losses due to the unpredictability of future profit streams (2023: HK\$Nil). Included in unrecognised tax losses are losses of approximately HK\$8,490,000 (2023: approximately HK\$6,302,000) with expiry dates as disclosed in the following table. Other tax losses may be carried forward indefinitely.

	2024 HK\$'000	2023 HK\$'000
2024	–	110
2025	1,101	1,101
2026	2,861	2,861
2027	615	615
2028	1,615	1,615
2029	2,298	–
Indefinite	26,058	22,128
	34,548	28,430

Notes to the Consolidated Financial Statements

For the year ended 31 December 2024

13. ASSETS AND LIABILITIES CLASSIFIED AS HELD FOR SALE

On 17 December 2024, the Group entered into a sale and purchase agreement with Purchaser A (a connected person of the Company), pursuant to which the Group conditionally agreed to sell, and Purchaser A conditionally agreed to purchase the entire equity interests of Shenzhen Fujing Precision Technology Company Limited* (深圳福井精密科技有限公司), a wholly-owned subsidiary of the Company and the sale loan, at a consideration of RMB18.20 million (equivalent to approximately HK\$19.66 million) ("**Disposal A's Consideration**"), which shall be settled by way of set-off of an amount equivalent to Disposal A's Consideration against the outstanding principal amount due to Purchaser A (classified as the loan from a related company).

On the same date, the Group entered into a sale and purchase agreement with Purchaser B (a connected person of the Company), pursuant to which the Group conditionally agreed to sell, and Purchaser B conditionally agreed to purchase the Group's property located in Hong Kong, at a cash consideration of HK\$16.40 million.

Both Purchaser A and Purchaser B are entities incorporated in Hong Kong which are owned by the directors of the Company.

At 31 December 2024, the assets classified as held for sale and liabilities associated with assets classified as held for sale comprised the following assets and liabilities (after inter-company eliminations):

	2024 HK\$'000
Non-current asset classified as held for sale	
Investment property	16,100
Assets of disposal group classified as held for sale	
Property, plant and equipment	18,495
Cash and bank balances	307
Total assets of disposal group held for sale	18,802
Total assets classified as held for sale	34,902
Liabilities directly associated with assets of disposal group classified as held for sale	
Other payables	13
Loan from a related company (<i>note</i>)	23,192
Total liabilities associated with assets classified as held for sale	23,205

Cumulative amount of approximately HK\$5,081,000 relating to the assets classified as held for sale has been recognised in other comprehensive income and included in equity.

Note: The amounts are unsecured, interest-free and repayable on demand. The Company and the related company are related under common control.

* For identification purposes only

Notes to the Consolidated Financial Statements

For the year ended 31 December 2024

14. DIVIDENDS

No dividend was paid or proposed for ordinary shareholders of the Company during 2024, nor has any dividend been proposed since the end of the reporting period (2023: Nil).

15. LOSS PER SHARE

Basic loss per share are calculated by dividing the loss attributable to owners of the Company by the weighted average number of ordinary shares in issue during the year.

	2024 HK\$'000	2023 HK\$'000
Loss		
Loss attributable to owners of the Company	(19,229)	(19,764)
Number of shares (thousands)		
Weighted average number of ordinary shares for calculating basic and diluted loss per share	192,275	165,000

For the years ended 31 December 2024 and 2023, diluted loss per share is the same as the basic loss per share as the Company did not have any potential dilutive ordinary shares outstanding during the years ended 31 December 2024 and 2023.

Notes to the Consolidated Financial Statements

For the year ended 31 December 2024

16. PROPERTY, PLANT AND EQUIPMENT

	Leasehold improvements HK\$'000	Plant and machinery HK\$'000	Furniture, fixtures and equipment HK\$'000	Motor vehicles HK\$'000	Leasehold buildings HK\$'000	Total HK\$'000
COST						
1 January 2023	27,132	8,483	7,236	5,622	63,025	111,498
Additions	–	91	161	–	–	252
Exchange realignment	(269)	(235)	(88)	(11)	(912)	(1,515)
At 31 December 2023 and 1 January 2024	26,863	8,339	7,309	5,611	62,113	110,235
Additions	250	49	55	787	–	1,141
Written off	(4,075)	–	–	(714)	–	(4,789)
Exchange realignment	(313)	(279)	(108)	(13)	(1,064)	(1,777)
Transfer from right-of-use assets	–	–	–	768	–	768
Transfer to assets classified as held for sale	(5,588)	–	(198)	–	(30,938)	(36,724)
Transfer to investment properties	–	–	–	–	(16,589)	(16,589)
At 31 December 2024	17,137	8,109	7,058	6,439	13,522	52,265
Accumulated depreciation and impairment loss						
At 1 January 2023	19,028	6,556	5,908	4,968	12,847	49,307
Charge for the year	1,702	684	434	503	2,330	5,653
Exchange realignment	(133)	(185)	(71)	(11)	(119)	(519)
At 31 December 2023 and 1 January 2024	20,597	7,055	6,271	5,460	15,058	54,441
Charge for the year	1,479	324	426	290	2,058	4,577
Exchange realignment	(206)	(241)	(91)	(12)	(351)	(901)
Transfer from right-of-use assets	–	–	–	563	–	563
Transfer to assets classified as held for sale	(3,161)	–	(156)	–	(14,017)	(17,334)
Written off	(4,075)	–	–	(714)	–	(4,789)
Impairment	1,096	–	20	–	7,541	8,657
Transfer to investment properties	–	–	–	–	(5,462)	(5,462)
At 31 December 2024	15,730	7,138	6,470	5,587	4,827	39,752
Carrying amounts						
At 31 December 2024	1,407	971	588	852	8,695	12,513
At 31 December 2023	6,266	1,284	1,038	151	47,055	55,794

All the Group's leasehold buildings are situated in the PRC and Hong Kong.

The Group has pledged property, plant and equipment with a carrying amount of approximately HK\$8,394,000 (2023: approximately HK\$46,741,000) as at 31 December 2024, to secure general banking facilities granted to the Group.

Notes to the Consolidated Financial Statements

For the year ended 31 December 2024

17. RIGHT-OF-USE ASSETS

	Motor vehicles HK\$'000	Office equipment HK\$'000	Leasehold buildings HK\$'000	Total HK\$'000
COST				
At 1 January 2023	768	45	2,895	3,708
Written off	–	–	(1,391)	(1,391)
Exchange realignment	–	–	(189)	(189)
At 31 December 2023 and 1 January 2024	768	45	1,315	2,128
Transfer to property, plant and equipment	(768)	–	–	(768)
Exchange realignment	–	–	99	99
At 31 December 2024	–	45	1,414	1,459
Accumulated depreciation				
At 1 January 2023	319	23	1,645	1,987
Charge for the year	154	9	641	804
Written off	–	–	(1,391)	(1,391)
Exchange realignment	–	–	(165)	(165)
At 31 December 2023 and 1 January 2024	473	32	730	1,235
Charge for the year	90	9	288	387
Transfer to property, plant and equipment	(563)	–	–	(563)
Exchange realignment	–	–	113	113
At 31 December 2024	–	41	1,131	1,172
Carrying amount				
At 31 December 2024	–	4	283	287
At 31 December 2023	295	13	585	893

For both years, the Group leases various office equipment and leasehold buildings for its operations. Lease contracts are entered into for fixed term of 4 to 5 years, but may have extension and termination options as described below. Lease terms are negotiated on an individual basis and contain different terms and conditions. In determining the lease term and assessing the length of the non-cancellable period, the Group applies the definition of a contract and determines the period for which the contract is enforceable.

Notes to the Consolidated Financial Statements

For the year ended 31 December 2024

18. INVESTMENT PROPERTIES

	As at 31 December	
	2024 HK\$'000	2023 HK\$'000
Fair value		
Balance at beginning of year	11,375	11,573
Net loss arising from change in fair value of investment properties	(2,187)	(198)
Transfer from property, plant and equipment	16,100	–
	25,288	11,375
Transfer to assets classified as held for sale	(16,100)	–
Balance at end of year	9,188	11,375

The Group leases out offices under operating leases with rentals payable monthly. The leases typically run for an initial period of 2 years (2023: 1 to 2 years), with unilateral rights to extend the lease beyond initial period held by lessees only.

The Group is not exposed to foreign currency risk as a result of the lease arrangements, as all leases are denominated in the respective functional currencies of group entities. The lease contracts do not contain residual value guarantee and/or lessee's option to purchase the property at the end of lease term.

The fair value of the Group's investment properties as at 31 December 2024 and 2023 at approximately HK\$25,288,000 and approximately HK\$11,375,000, respectively has been arrived at on the basis of valuations carried out on the respective dates by Sinoappraisal Advisory Limited and FVA Advisory Limited for Hong Kong properties, independent qualified professional valuers not connected to the Group who have appropriate qualifications and recent experience in the valuation of similar properties in the relevant locations.

At each of financial year end, the management of the Group will (i) verify all major inputs to the independent valuation reports; (ii) assess property valuation movements when compared to prior year valuation report; and (iii) holds discussion with the independent valuers.

The Group's policy is to recognise transfers into and transfer out of fair value hierarchy levels as of the date of the event or change in circumstances that caused the transfer.

There has been no change to the valuation technique during the years ended 31 December 2024 and 2023.

In estimating the fair values of the investment properties, the highest and best use of the properties is their current use.

The fair values of certain investment properties have been adjusted to exclude prepaid or accrued operating lease income to avoid double counting.

Notes to the Consolidated Financial Statements

For the year ended 31 December 2024

18. INVESTMENT PROPERTIES (Continued)

The fair values were determined based on direct comparison method assuming sale of the property interest in its existing state and making references to comparable market observable transactions of similar properties in similar locations and conditions as available in the relevant market. Those comparable properties are analysed and carefully weighted against all respective advantages and disadvantages of each property in order to arrive at a fair comparison of value.

The Group's investment properties with an aggregate carrying amount of approximately HK\$9,188,000 and approximately HK\$11,375,000 as at 31 December 2024 and 31 December 2023 respectively, were pledged to secure general banking facilities granted to the Group.

Fair value hierarchy

The following table illustrates the fair value measurement hierarchy of the Group's investment properties:

Fair value measurement using significant unobservable inputs (Level 3)		
As at 31 December		
	2024 HK\$'000	2023 HK\$'000
Recurring fair value measurement for:		
– Commercial properties located in Hong Kong	9,188	11,375
– Residential property located in Hong Kong	16,100	–
	25,288	11,375

The fair values of the Group's investment properties as at 31 December 2024 and 2023 are estimated by using significant unobservable inputs and the fair value measurement is categorised under Level 3.

For investment properties categories into Level 3 of the fair value hierarchy, the following information is relevant:

Class of property	Fair value hierarchy	Valuation technique	Significant unobservable input(s)	Sensitivity
Properties located in Hong Kong	Level 3	Direct comparison method	Compare properties of similar size, character and location are analysed and carefully weighted against all the respective advantages of each property in order to arrive at a fair comparison of capital values. Market unit value ranging from HK\$5,300 to HK\$8,200 per square feet (2023: HK\$6,600 per square feet), taking into account the differences in location, and individual factors, such as frontage, location and size, between the comparables and the property.	A decrease in the market price would result in a decrease in fair value, and vice versa.

Notes to the Consolidated Financial Statements

For the year ended 31 December 2024

19. INVENTORIES

	As at 31 December	
	2024 HK\$'000	2023 HK\$'000
At cost:		
Raw materials	5,960	6,288
Work in progress	5,327	5,449
Finished goods	131	845
	11,418	12,582

Write-down of inventories of approximately HK\$1,135,000 (2023: approximately HK\$1,955,000) was recognised as an expense during the year ended 31 December 2024 and included in cost of sales in the consolidated statement of profit or loss and other comprehensive income.

20. TRADE RECEIVABLES

	As at 31 December	
	2024 HK\$'000	2023 HK\$'000
Trade receivables	35,932	18,540
Less: allowance for ECL	(1,773)	(941)
	34,159	17,599

The ageing analysis (based on invoice date) of the Group's trade receivables (net of allowance for ECL) as at the end of each of reporting period is as follows:

	As at 31 December	
	2024 HK\$'000	2023 HK\$'000
0 to 30 days	10,700	7,198
31 to 60 days	9,043	5,970
61 to 90 days	4,556	1,415
Over 90 days	9,860	3,016
	34,159	17,599

As at 31 December 2024, an amount of approximately HK\$18,060,000 (2023: approximately HK\$6,311,000) included in trade receivables were transferred to banks by discounting on a full recourse basis. As the Group has not transferred the significant risks and rewards relating to these receivables, it continues to recognise trade receivables' full carrying amounts at the end of the reporting period and recognise the cash received on the transfer as borrowings. These financial assets are carried at amortised cost in the Group's consolidated statement of financial position.

Notes to the Consolidated Financial Statements

For the year ended 31 December 2024

20. TRADE RECEIVABLES (Continued)

	As at 31 December	
	2024 HK\$'000	2023 HK\$'000
HKD	24,049	9,277
United States Dollar ("USD")	10,002	7,029
Renminbi ("RMB")	108	1,293
	34,159	17,599

The Group has policy of allowing its trade customers with credit period normally ranging 30 to 90 days or in accordance with agreed terms of the contracts with customers. However, for certain customers with long established relationship and good repayment records, a long credit period may be granted more than 90 days.

The Group has a policy for allowance for ECL which is based on the evaluation of collectability and ageing analysis of accounts and on management's judgement including the creditworthiness and the past collection history of each customer as well as the forward-looking information.

Movement in the allowance for ECL on trade receivables is as follow:

	As at 31 December	
	2024 HK\$'000	2023 HK\$'000
Balance at beginning of year	941	1,212
Net allowance for (reversal of) ECL	832	(271)
Balance at end of year	1,773	941

Details of impairment assessment of trade receivables are set out in Note 39.

Notes to the Consolidated Financial Statements

For the year ended 31 December 2024

21. OTHER RECEIVABLES, DEPOSITS AND PREPAYMENTS

	As at 31 December	
	2024 HK\$'000	2023 HK\$'000
Other receivables	513	638
Deposits	69	206
Deposits for product design fee	6,140	–
Prepayments for purchase of raw materials	6,333	6,222
Other prepayments	1,115	2,339
	14,170	9,405
Less: allowance for ECL	(57)	–
	14,113	9,405

The Group has a policy for allowance for ECL which is based on the management's evaluation of recoverability.

Movement in the allowance for ECL on other receivables, deposits and prepayments is as follow:

	12-month ECL	
	2024 HK\$'000	2023 HK\$'000
Balance at beginning of year	–	–
Allowance for ECL	57	–
Balance at end of year	57	–

22. FINANCIAL ASSETS AT FAIR VALUE THROUGH PROFIT OR LOSS

	As at 31 December	
	2024 HK\$'000	2023 HK\$'000
<i>Non-current asset</i>		
Unlisted club debentures	460	460
<i>Current assets</i>		
Held for trading – listed equity securities in Hong Kong	652	3,667
Key management personnel life insurance policies (Note)	19,131	18,833
	19,783	22,500

Notes to the Consolidated Financial Statements

For the year ended 31 December 2024

22. FINANCIAL ASSETS AT FAIR VALUE THROUGH PROFIT OR LOSS (Continued)

Note: On 19 September 2013, a subsidiary of the Company has entered into key management personnel life insurance policies (the "**Policies**") to insure directors of the Company, Mr. Cheuk and Mrs. Cheuk. Under the Policies, the beneficiary and policy holder is a subsidiary of the Company and the total insured sum is USD5,000,000 (equivalent to approximately HK\$38,750,000). The Group is required to pay an upfront deposit of USD1,936,757 (equivalent to approximately HK\$15,010,000). The Group can terminate the Policies at any time and receive cash back based on the cash value of the Policies at the date of withdrawal, which is determined by the upfront payments plus accumulated interest earned and minus the accumulated insurance charge and policy expense charge. The Group receives an interest at interest rates guaranteed by the insurer. The fair value is based on redemption value quoted by the insurance company.

The entire amount of the rights under the Policies is denominated in United States Dollar.

The Group has pledged the Policies as at 31 December 2024 and 31 December 2023 to secure general banking facilities granted to the Group.

23. CASH AND BANK BALANCES

For the purposes of the consolidated statement of cash flows, cash and cash equivalents include cash on hand and in banks, net of outstanding bank overdrafts. Cash and cash equivalents at the end of the reporting period as shown in the consolidated statement of cash flows can be reconciled to the related items in the consolidated statement of financial position as follows:

	As at 31 December	
	2024 HK\$'000	2023 HK\$'000
Fixed bank deposits	6,125	57,940
Bank balances and cash in hand	10,393	13,804
	16,518	71,744
Bank overdrafts (Note 27)	(2,873)	(3,738)
	13,645	68,006

Bank balances and cash in hand comprise cash held by the Group and short-term bank deposits. Bank balances carried interest at prevailing market rate ranging from 0.01% to 1.50% per annum and 0.01% to 4.00% per annum as at 31 December 2024 and 2023 respectively.

Bank balances earn interest at floating rates based on daily bank deposit rates.

The fixed bank deposits as at 31 December 2024 carried interest at the prevailing market interest 1.50% (2023: 0.875% to 4%) per annum and it was denominated in HKD.

Notes to the Consolidated Financial Statements

For the year ended 31 December 2024

23. CASH AND BANK BALANCES (Continued)

The Group has RMB, HKD and USD denominated cash and bank balances, which expose the Group to foreign currency risk. RMB is not freely convertible into other currencies. The carrying amounts of the Group's RMB and USD denominated monetary assets at the end of the reporting period are as follows:

	As at 31 December	
	2024 HK\$'000	2023 HK\$'000
RMB	4,573	5,500
USD	1,215	71

Included in cash and bank balances, bank deposits of approximately HK\$8,487,000 as at 31 December 2024 (2023: approximately HK\$66,020,000) were pledged to secure banking facilities. The pledged bank deposits will be released upon the settlement of relevant bank borrowings.

24. TRADE AND BILLS PAYABLES

	As at 31 December	
	2024 HK\$'000	2023 HK\$'000
Trade payables	22,715	23,924
Bills payables	28,700	28,415
	51,415	52,339

The credit period on trade payables is generally 30 to 120 days. The Group has financial risk management policies in place to ensure that all payables are paid within the credit time frame.

The following is an ageing analysis of trade payables presented based on the invoice date at the end of each reporting period:

	As at 31 December	
	2024 HK\$'000	2023 HK\$'000
0 to 30 days	4,742	3,973
31 to 60 days	5,676	5,419
61 to 90 days	7,131	6,827
91 to 120 days	1,442	2,648
Over 120 days	3,724	5,057
	22,715	23,924

Notes to the Consolidated Financial Statements

For the year ended 31 December 2024

24. TRADE AND BILLS PAYABLES (Continued)

Bills payables are all matured within 30 to 120 days. The following is an ageing analysis of bills payables presented based on the date of bills at the end of each reporting period:

	As at 31 December	
	2024 HK\$'000	2023 HK\$'000
0 to 30 days	7,537	8,717
31 to 60 days	8,939	7,909
61 to 90 days	7,573	8,129
91 to 120 days	4,651	3,660
	28,700	28,415

25. OTHER PAYABLES AND ACCRUED EXPENSES

	As at 31 December	
	2024 HK\$'000	2023 HK\$'000
Salary and bonus payables	2,148	2,735
Other payables	1,061	1,239
Accrued expenses	1,781	1,983
	4,990	5,957

26. CONTRACT LIABILITIES

	As at 31 December	
	2024 HK\$'000	2023 HK\$'000
Billings in advance of performance	2,701	3,238

In the balance of contract liabilities of approximately HK\$3,238,000 as at 1 January 2024, revenue recognised for satisfied performance obligations was approximately HK\$1,107,000 (2023: approximately HK\$614,000).

Generally, the Group receives a lump sum amount of product fee in advance for a specified range of time from customers when they sign the contract. This lump sum amount received is recognised as a contract liabilities initially and will be recognised as revenue at the point in time when performances obligation are satisfied.

Notes to the Consolidated Financial Statements

For the year ended 31 December 2024

27. BORROWINGS/BANK OVERDRAFTS

	As at 31 December	
	2024 HK\$'000	2023 HK\$'000
Current – secured		
Bank overdrafts (Note (a))	2,873	3,738
Bank loans (Note (b), (c) and (d))	56,184	62,902
	59,057	66,640
Non-current – secured		
Bank loans	–	53,579
Total borrowings	59,057	120,219

	As at 31 December	
	2024 HK\$'000	2023 HK\$'000
Fixed-rate borrowings	5,378	5,563
Variable-rate borrowings	50,806	110,918
Bank overdrafts	2,873	3,738
	59,057	120,219
Less: amount classified as current liabilities (secured borrowings due within one year or contain a repayment on demand clause)	(59,057)	(66,640)
Non-current liabilities	–	53,579

Notes to the Consolidated Financial Statements

For the year ended 31 December 2024

27. BORROWINGS/BANK OVERDRAFTS (Continued)

The carrying amount of the variable-rate borrowings are repayable as follow:

	2024 HK\$'000	2023 HK\$'000
Variable-rate borrowings:		
Within one year	46,426	51,689
Over one year but within two years	1,180	12,856
Over two years but within five years	1,696	44,280
Over five years	1,504	2,093
	50,806	110,918

Notes:

- (a) The term loan, overdraft and factoring facility ("Facility I") are approximately HK\$16,576,000 (2023: approximately HK\$18,387,000) as at 31 December 2024. As at 31 December 2024, Facility I was secured by the Policies, corporate guarantee provided by Hanvey Group Holdings Limited and bank deposits of approximately HK\$2,362,000 (2023: approximately HK\$8,079,000). Facility I bears interest ranging from 3.12% to 8.44% (2023: 3.16% to 8.44%) per annum for the year ended 31 December 2024.
- (b) The term loan, revolving loan, overdraft, property mortgage and factoring facility ("Facility II") were approximately HK\$27,688,000 (2023: approximately HK\$54,953,000) as at 31 December 2024. As at 31 December 2024, Facility II was guaranteed by Mr. Cheuk and Mrs. Cheuk, secured by the property, plant and equipment with carrying amount of approximately HK\$8,394,000 (2023: approximately HK\$8,767,000), investment property with carrying amount of approximately HK\$9,188,000 (2023: approximately HK\$11,375,000) and bank deposits of approximately HK\$6,125,000 (2023: approximately HK\$32,940,000). Facility II bears interest ranging from 5.18% to 8.00% (2023: 3.96% to 8.50%) per annum for the year ended 31 December 2024.
- (c) The term loan and property mortgage ("Facility III") were approximately HK\$9,415,000 (2023: approximately HK\$12,149,000) as at 31 December 2024. As at 31 December 2024, Facility III was guaranteed by Hanvey Group Holdings Limited and secured by the investment property with a carrying amount of approximately HK\$16,100,000 (included in assets classified as held for sale) (2023: property, plant and equipment with carrying amount of approximately HK\$11,419,000). Facility III bears interest ranging from 3.13% to 4.13% (2023: 3.38% to 4.13%) per annum for the year ended 31 December 2024.
- (d) The term loan ("Facility IV") was approximately HK\$5,378,000 as at 31 December 2024 (2023: HK\$5,562,000). As at 31 December 2024, Facility IV was guaranteed by Shenzhen Fujing Precision Technology Company Limited. Facility IV bears interest at 3.10% (2023: 3.45%) per annum for the year ended 31 December 2024.

Borrowings of approximately HK\$5,378,000 (2023: approximately HK\$10,730,000) were denominated in RMB as at 31 December 2024.

Notes to the Consolidated Financial Statements

For the year ended 31 December 2024

28. LOAN FROM A RELATED COMPANY

The amounts are unsecured, interest-free and repayable on demand. The Company and the related company are related under common directors.

29. LEASE LIABILITIES

The Group leased its motor vehicles, office equipment and leasehold buildings under lease liabilities with lease term of 4 to 5 years. The weighted average incremental borrowing rates to underlying lease liabilities are at 7.51% per annum and 6.70% per annum as at 31 December 2024 and 2023 respectively.

	Minimum lease payments As at 31 December		Present value of minimum lease payments As at 31 December	
	2024 HK\$'000	2023 HK\$'000	2024 HK\$'000	2023 HK\$'000
Lease liabilities payable:				
Within one year	344	484	331	444
Within a period of more than one year but not more than two years	–	355	–	342
	344	839	331	786
Less: Future financial charge	(13)	(53)	–	–
Present value of lease obligation	331	786	331	786
Less: Amount due for settlement within twelve months (shown under current liabilities)			(331)	(444)
Amount due for settlement after twelve months (shown under non-current liabilities)			–	342

As at 31 December 2024, the Group's lease liabilities are secured by the Group's motor vehicles with a carrying amount of approximately HK\$Nil (2023: approximately HK\$295,000).

	2024 HK\$'000	2023 HK\$'000
Expenses relating to short-term leases with lease term ending within 12 months	55	40
Total cash outflow for leases	602	972

Notes to the Consolidated Financial Statements

For the year ended 31 December 2024

30. SHARE CAPITAL

Movements of the share capital of the Company are as follows:

	Number of ordinary share of HK\$0.1 each '000	Nominal value HK\$'000
Authorised		
At 1 January 2023, 31 December 2023, 1 January 2024 and 31 December 2024	1,000,000	100,000
Issued and fully paid		
At 1 January 2023, 31 December 2023 and 1 January 2024	165,000	16,500
Issue of shares by right issue (Note)	82,500	8,250
At 31 December 2024	247,500	24,750

Note: On 2 September 2024, 82,500,000 ordinary shares were issued by the Company under the right issue on the basis of one rights share for every two shares at the subscription price of HK\$0.1 per right share, giving gross proceeds of HK\$8,250,000.

31. RESERVE OF THE COMPANY

	Share premium HK\$'000	Accumulated losses HK\$'000	Total HK\$'000
At 1 January 2023	53,080	(66,935)	(13,855)
Loss and total comprehensive expense for the year	–	(10,533)	(10,533)
At 31 December 2023 and 1 January 2024	53,080	(77,468)	(24,388)
Loss and total comprehensive expense for the year	–	(3,425)	(3,425)
Share issue expenses	(718)	–	(718)
At 31 December 2024	52,362	(80,893)	(28,531)

At 31 December 2024 and 31 December 2023, the Company had no reserves available for distribution in accordance with the Companies Act of Cayman Islands.

Notes to the Consolidated Financial Statements

For the year ended 31 December 2024

32. OPERATING LEASE COMMITMENTS

The Group as lessor

Investment properties were leased for a term of 1 to 2 years. At the end of each reporting period, the Group had contracted with two tenants for the following future minimum lease payments:

	As at 31 December	
	2024 HK\$'000	2023 HK\$'000
Within one year	618	277
In the second year	386	80
	1,004	357

The Group leases investment properties under non-cancellable operating leases. The leases run for an initial period of 1 to 2 years, with options to renew the lease terms upon expiry when all terms are re-negotiated. None of these leases includes any contingent rentals.

33. PLEDGE OF ASSETS

At the end of each reporting period, the following assets were pledged to bank to secure the Group's banking facilities:

	As at 31 December	
	2024 HK\$'000	2023 HK\$'000
Property, plant and equipment (Note 16)	8,394	46,741
Financial assets at FVTPL (Note 22)	19,131	18,833
Investment properties (Note 18)	25,288	11,375
Bank deposits (Note 23)	8,487	66,020
	61,300	142,969

34. RETIREMENT BENEFITS SCHEMES

The Group operates a Mandatory Provident Fund Scheme for all qualifying employees in Hong Kong. The assets of the scheme are held separately from those of the Group in funds under the control of trustees. The Group contributes 5% of relevant payroll costs to the scheme, which contribution matched by employees but subject to a maximum amount of HK\$1,500 per month for each employee to the scheme.

Employees of the subsidiaries in the PRC are members of the state-sponsored pension scheme operated by the PRC government. The subsidiaries were required to contribute a certain percentage of the payroll of their staff to the pension scheme to fund the benefits. The only obligation of the Group with respect to the pension scheme is to make the required contributions. There were no forfeited contributions utilised to offset employers' contributions for the year. At the end of the financial period, there was no forfeited contribution available to reduce the contributions payable in the future years.

Notes to the Consolidated Financial Statements

For the year ended 31 December 2024

35. SHARE OPTION SCHEME

The Company has a share option scheme (the “**Share Option Scheme**”) which was approved and adopted by the shareholders of the Company (the “**Shareholder(s)**”) by way of written resolutions passed on 20 June 2018. The Share Option Scheme shall be valid and effective for a period of 10 years commencing on the date it was adopted. The purpose of the Share Option Scheme is to provide incentives or rewards to participants for their contribution to our Group and/or to enable our Group to recruit and retain high-calibre employees and attract human resources that are valuable to our Group and any entity in which our Group holds any equity interest (“**Invested Entity**”).

Eligible participants of the Share Option Scheme include (a) any employee (whether full time or part time, including any executive director) of the Company, any of its subsidiaries and any Invested Entity; (b) any non-executive director (including independent non-executive directors) of our Company, any of its subsidiaries or any Invested Entity; (c) any supplier of goods or services to any member of our Group or any Invested Entity; (d) any customer of our Group or any Invested Entity; (e) any person or entity that provides research, development or other technological support to our Group or any Invested Entity; (f) any shareholder of any member of our Group or any Invested Entity or any holder of any securities issued by any member of our Group or any Invested Entity; (g) any adviser (professional or otherwise) or consultant to any area of business or business development of our Group or any Invested Entity; and (h) any other group or classes of participants who have contributed or may contribute, by way of joint venture, business alliance, other business arrangement or otherwise, to the development and growth of our Group.

Ordinary shares of the Company (“**Share(s)**”) may be allotted and issued upon the exercise of the options granted under the Share Option Scheme. The total number of Shares which may be allotted and issued upon exercise of all options to be granted under the Share Option Scheme and any other share option scheme of the Group must not in aggregate exceed 10% of the Shares in issue on the Listing Date, which was 100,000,000 Shares, representing approximately 10% of Shares in issue as at the date of this annual report. The maximum number of Shares which may be allotted and issued upon exercise of all outstanding options granted and yet to be exercised under the Share Option Scheme and any other share option scheme of the Group must not in aggregate exceed 30% of the issued share capital of the Company (or the subsidiaries) from time to time.

The total number of Shares issued and which may fall to be issued upon exercise of the options granted under the Share Option Scheme and any other share option scheme of the Group (including both exercised, cancelled or outstanding options) to each participant in any 12-month period shall not exceed 1% of Share in issue for the time being. Any further grant of options in excess of such limit in any 12-month period up to and including the date of such further grant shall be subject to Shareholders’ approval in general meeting of the Company with such participant and his/her close associates (or his/her associates if such Participant is a connected person) abstaining from voting. An offer of the grant of an option under the Share Option Scheme may be accepted within 21 days from the date of grant together with a remittance of HK\$1.00 by way of consideration for the grant thereof. An option may be exercised during such period as the Board may in its absolute discretion determine, save that such period shall not be more than 10 years from the date of grant. Unless the Directors otherwise determine and state in the offer to a grantee, a grantee is not required to hold an option for any minimum period nor achieve any performance targets before any options granted under the Share Option Scheme can be exercised. The subscription price for the Shares on the exercise of the option shall be determined at the discretion of the Board which shall not be less than the higher of (i) the closing price of the Shares as stated in the Stock Exchange’s daily quotations sheet on the date of the grant of the option, which must be a trading day; (ii) the average closing price of the Shares as stated in the Stock Exchange’s daily quotations sheet for the five trading days immediately preceding the date of the grant of the option; and (iii) the nominal value of the Share.

No share option has been granted, exercised, cancelled or lapsed by the Company pursuant to the Share Option Scheme during the years ended 31 December 2024 and 2023 and up to the date of this annual report.

Notes to the Consolidated Financial Statements

For the year ended 31 December 2024

36. RECONCILIATION OF LIABILITIES ARISING FROM FINANCING ACTIVITIES

The table below details changes in the Group's liabilities arising from financing activities, including both cash and non-cash changes. Liabilities arising from financing activities are those for which cash flows were, or future cash flows will be, classified in the Group's consolidated statement of cash flows as cash flows from financial activities.

	Loan from a related company HK\$'000	Lease liabilities HK\$'000	Borrowings HK\$'000	Total HK\$'000
At 1 January 2023	–	(1,669)	(102,315)	(103,984)
Financing cash flows, net	(1,800)	932	(14,384)	(15,252)
Finance costs	–	(75)	(8,986)	(9,061)
Interest paid	–	–	8,986	8,986
Exchange realignment	–	26	218	244
At 31 December 2023 and 1 January 2024	(1,800)	(786)	(116,481)	(119,067)
Financing cash flows, net	(21,392)	547	60,037	39,192
Finance costs	–	(108)	(7,186)	(7,294)
Interest paid	–	–	7,186	7,186
Transfer to liabilities associated with assets classified as held for sale	23,192	–	–	23,192
Exchange realignment	–	16	260	276
At 31 December 2024	–	(331)	(56,184)	(56,515)

37. MATERIAL RELATED PARTY TRANSACTIONS

In addition to the transactions and balance disclosed elsewhere in the consolidated financial statements, the Group entered into related parties transactions:

Name of related parties	Nature of transaction	Year ended 31 December	
		2024 HK\$'000	2023 HK\$'000
Recurring:			
Mr. Cheuk	(a) Rental expense	–	360
Smart Hill	(b) Sales of watch parts	6	–

Notes:

(a) Mr. Cheuk is an executive director of the Company.

(b) Smart Hill Enterprises Limited ("Smart Hill") is a connected person which is wholly-owned by the sister of Mrs. Cheuk.

Compensation of key management personnel

The directors of the Company are identified as key management members of the Group and the compensation of directors and key management is set out in Notes 10 and 11.

Balances with connected person

Smart Hill is a connected person in which the transaction with Smart Hill falls under the definition of "continuing connected transaction" in Chapter 20 of the GEM Listing Rules with a detailed disclosure of the relationship above.

Notes to the Consolidated Financial Statements

For the year ended 31 December 2024

38. CAPITAL MANAGEMENT

The Group manages its capital to ensure that the Group will be able to continue as a going concern while maximising the return to shareholders through the optimisation of the debt and equity balance. The Group's overall strategy remains unchanged throughout the years ended 31 December 2024 and 2023.

The capital structure of the Group consists of net debt, which includes the bills payables, bank overdrafts, borrowings, loan from a related company, lease liabilities and loan from a related company (included in liabilities associated with assets classified as held for sale) disclosed in Notes 24, 27, 28, 29 and 13, respectively, net of cash and cash equivalents and equity attributable to owners of the Company, comprising issued share capital and reserves.

The directors of the Company review the capital structure regularly. As part of this review, the directors of the Company consider the cost of capital and the risks associated with each class of capital, and will balance its overall capital structure new share issues as well as the issue of new debt or the redemption of existing debt.

The following is the gearing ratio at the end of each reporting period:

	As at 31 December	
	2024 HK\$'000	2023 HK\$'000
Total borrowings (Note (a))	111,280	151,220
Less: cash and bank balances	(16,518)	(71,744)
Net debts	94,762	79,476
Total equity (Note (b))	11,594	17,798
Gearing ratio	817%	447%

Notes:

- (a) Total borrowings represent bills payables, bank overdrafts, borrowings, loan from a related company and lease liabilities.
- (b) Total equity includes share capital and reserves at the end of each reporting period.

Notes to the Consolidated Financial Statements

For the year ended 31 December 2024

39. FINANCIAL INSTRUMENTS

Categories of financial instruments

	As at 31 December	
	2024 HK\$'000	2023 HK\$'000
Financial assets		
Financial assets at FVTPL	20,243	22,960
Financial assets measured at amortised cost:		
– Trade receivables	34,159	17,599
– Financial assets included in other receivables, deposits and prepayments	6,718	844
– Cash and bank balances	16,825	71,744
	77,945	113,147
Financial liabilities		
Financial liabilities measured at amortised cost:		
– Bank overdrafts	2,873	3,738
– Trade and bills payables	51,415	52,339
– Other payables and accrued expenses	5,003	5,957
– Borrowings	56,184	116,481
– Loan from a related company	23,192	1,800
– Lease liabilities	331	786
	138,998	181,101

Notes to the Consolidated Financial Statements

For the year ended 31 December 2024

39. FINANCIAL INSTRUMENTS (Continued)

Financial risk management objectives and policies

The Group's major financial instruments and details of these financial instruments are disclosed in respective notes. The risks associated with these financial instruments and the policies on how to mitigate these risks are set out below. The management manages and monitors these exposures to ensure appropriate measures are implemented on a timely and effective manner.

Market risk

Interest rate risk

The Group is exposed to fair value interest rate risk in relation to fixed bank deposits, fixed-rate borrowings and lease liabilities. The Group is also exposed to cash flow interest rate risk in relation to variable-rate bank balances and borrowings.

The directors of the Company consider the Group's exposures of the bank balances are not significant as interest bearing bank balances are within short maturity period and thus they are not included in sensitivity analysis.

The Group currently does not have any interest rate hedging policy. However, management closely monitors its exposure to future cash flow interest rate risk as a result of changes in market interest rates will consider hedging changes in market interest rates should the need arise.

The Group's exposures to interest rates on financial liabilities are detailed in the liquidity risk management section of this note.

Sensitivity analysis

As at 31 December 2024 and 2023, if the interest rate on all variable-rate borrowings had been 100 basis points higher/lower with all other variables held constant, the Group's loss before tax for the year would have been increased/decreased by approximately HK\$508,000 and approximately HK\$1,109,000 respectively.

The sensitivity analysis above has been determined assuming that the change in interest rates had occurred at the end of each of the Period and had been applied to the exposure to interest rate risk for the borrowings in existence at that date. The 100 basis point increase or decrease represents management's assessment of a reasonably possible change in interest rates over the period until the end of next reporting period.

Notes to the Consolidated Financial Statements

For the year ended 31 December 2024

39. FINANCIAL INSTRUMENTS (Continued)

Market risk (Continued)

Currency risk

The carrying amounts of the Group's monetary assets and liabilities (including cash and bank balances, trade receivables, other receivables, deposits, financial assets at FVTPL (excluding unlisted club debentures), bank overdrafts, trade and bills payables, other payables and accrued expenses, borrowings and lease liabilities) denominated in currencies other than functional currency of the respective group entity at the end of each reporting period are as follows:

	Assets		Liabilities	
	As at 31 December		As at 31 December	
	2024	2023	2024	2023
	HK\$'000	HK\$'000	HK\$'000	HK\$'000
RMB	5,330	7,509	7,499	12,984
USD	30,348	25,933	603	1,427

Sensitivity analysis

The Group's currency risk is mainly concentrated on the fluctuation of US\$ and RMB. Since HK\$ is pegged to US\$, the Group does not expect any significant movement in US\$/HK\$ exchange rate.

The following table details the Group's sensitivities to a 10% increase and decrease in the functional currency of the group entities against relevant foreign currency. 10% is the sensitivity rate which represents management's assessment of the reasonably possible change in foreign currency rate. The sensitivity analysis includes only outstanding RMB denominated monetary items and adjusts their translation at the end of the reporting period for a 10% change. A positive number indicates an decrease in post-tax loss for the year HK\$ strengthens 10% against RMB. For a 10% weakening of HK\$ against RMB, there would be an equal but opposite impact on the post-tax loss for the year.

	As at 31 December	
	2024	2023
	HK\$'000	HK\$'000
RMB	181	457

In the opinion of the directors of the Company, the sensitivity analysis is unrepresentative of the inherent foreign currency risk as the exposures at the end of each reporting period do not reflect the exposure.

Notes to the Consolidated Financial Statements

For the year ended 31 December 2024

39. FINANCIAL INSTRUMENTS (Continued)

Market risk (Continued)

Credit risk

The credit risk of the Group mainly arises from bank balances and fixed bank deposits, trade receivables, deposit and other receivables. The carrying amounts of these balances represent the Group's maximum exposure to credit risk in relation to financial assets.

In respect of bank balances and fixed bank deposits, the credit risk is considered to be low as the counterparties are reputable banks. The existing counterparties do not have defaults in the past. Therefore, ECL rate is assessed to be close to zero and no loss allowance was made as at 31 December 2024 and 2023.

The Group performs impairment assessment under ECL model prescribed by HKFRS 9, which permits the use of the lifetime ECL for all trade receivables. To measure the ECL, trade receivables have been grouped based on shared credit risk characteristics. The Group has performed historical analysis and identified the key economic variables impacting credit risk and ECL. It also considers available reasonable and supportive forward-looking information.

As at 31 December 2024 and 2023, trade receivables that are individually significant have been separately assessed for impairment. The Group makes periodic assessments on the recoverability of the receivables based on the background and reputation of the customers, historical settlement records and past experience.

Majority of the Group's revenue is received from individual customers in relation to design and development, manufacturing; and distribution of watch products. As at 31 December 2024, the top three debtors and the largest debtor accounted for approximately 82% and 35% (2023: 63% and 32%) of the Group's trade receivables balance.

Individual credit evaluations are performed on all customers requiring credit over a certain amount. These evaluations focus on the customer's past history of making payments when due and current ability to pay, and take into account information specific to the customer as well as pertaining to the economic environment in which the customer operates. Trade receivables are due within 30 to 90 days from the date of billing. Normally, the Group does not obtain collateral from customers.

In order to minimise the credit risk, the management has delegated a team responsible for determination of credit limits, credit approvals and other monitoring procedures to ensure that follow-up action is taken to recover overdue debts. In addition, the Group performs impairment assessment under ECL model upon application of HKFRS 9 on trade balances individually or based on provision matrix. In this regard, the directors consider that the Group's credit risk is significantly reduced.

Notes to the Consolidated Financial Statements

For the year ended 31 December 2024

39. FINANCIAL INSTRUMENTS (Continued)

Market risk (Continued)

Credit risk (Continued)

The directors considered the credit risk of the Group's deposits and other receivables are relatively low as they have a low risk of default and the issuer has a strong capacity to meet its contractual cash flow obligations in the near term. Thus, the directors considered the credit risk is insignificant.

(a) Allowance for ECL of trade receivables

On that basis, the allowance for ECL of trade receivables as at 31 December 2024 and 2023 was determined as follows:

31 December 2024	Probability of default approach							Total
	Current (not past due)	More than 1 day but less than 90 days past due	More than 91 days but less than 180 days past due	More than 181 days but less than 365 days past due	More than 1 year but less than 2 years past due	More than 2 years but less than 3 years past due	More than 3 years	
– Group A	0.63%	1.73%	6.98%	7.04%	14.68%	100%	100%	
– Group B	N/A	N/A	45.33%	45.33%	50.96%	100%	100%	
	HK\$'000	HK\$'000	HK\$'000	HK\$'000	HK\$'000	HK\$'000	HK\$'000	HK\$'000
Gross carrying amount								
– Group A	27,908	5,018	1,184	167	133	12	1	34,423
– Group B	–	–	27	16	209	802	455	1,509
ECL								
– Group A	176	87	83	12	19	12	1	390
– Group B	–	–	12	7	107	802	455	1,383
Allowance for ECL	176	87	95	19	126	814	456	1,773

Notes to the Consolidated Financial Statements

For the year ended 31 December 2024

39. FINANCIAL INSTRUMENTS (Continued)

Market risk (Continued)

Credit risk (Continued)

(a) Allowance for ECL of trade receivables

	Probability of default approach							Total
	Current (not pass due)	More than 1 day but less than 90 days past due	More than 91 days but less than 180 days past due	More than 181 days but less than 365 days past due	More than 1 year but less than 2 years past due	More than 2 years but less than 3 years past due	More than 3 years	
31 December 2023								
–Group A	0.06%	1.06%	1.08%	2.68%	30.71%	100%	100%	
–Group B	0.06%	1.04%	1.08%	2.58%	20.08%	100%	100%	
	HK\$'000	HK\$'000	HK\$'000	HK\$'000	HK\$'000	HK\$'000	HK\$'000	HK\$'000
Gross carrying amount								
– Group A	12,020	2,378	1,411	347	209	220	5	16,590
– Group B	158	257	48	395	638	321	133	1,950
ECL								
– Group A	7	25	15	9	64	220	5	345
– Group B	–	3	1	10	128	321	133	596
Allowance for ECL	7	28	16	19	192	541	138	941

* The amount is less than HK\$1,000.

In valuation the ECL of trade receivables, gross carrying amount are classified to 2 main groups. Group B represents large corporate customers with long term relationship, and Group A represents new customers or medium size customers.

Notes to the Consolidated Financial Statements

For the year ended 31 December 2024

39. FINANCIAL INSTRUMENTS (Continued)

Market risk (Continued)

Liquidity risk

For the management of the liquidity risk, the Group monitors and maintains a level of cash and cash equivalents deemed adequate by the management to finance the Group's operations and mitigate the effects of fluctuations in cash flows. The management monitors the utilisation of borrowings and bank overdrafts and ensures compliance with loan covenants.

The following table details the Group's remaining contractual maturity for their non-derivative financial liabilities. The table has been drawn up based on the undiscounted cash flows of financial liabilities based on the earliest date on which the Group has required to pay. Specifically, bank borrowings with a repayment on demand clause are included in the earliest time band regardless of the probability of the banks choosing to exercise their rights. The maturity dates for other non-derivative financial liabilities are based on the agreed repayment dates.

The table includes both interest and principal cash flows. To the extent that interest cash flows are at floating rate, the undiscounted amount is derived from current interest rates at the end of each reporting period.

	Weighted average interest rate %	On demand or within 1 year HK\$'000	1 year to 2 years HK\$'000	2 years to 5 years HK\$'000	Over 5 years HK\$'000	Total undiscounted cash flows HK\$'000	Carrying amount HK\$'000
As at 31 December 2024							
Trade payables	–	22,715	–	–	–	22,715	22,715
Bills payables	–	28,700	–	–	–	28,700	28,700
Other payables and accrued expenses	–	5,003	–	–	–	5,003	5,003
Borrowings	8.61	53,264	1,317	1,956	1,573	58,110	56,184
Bank overdrafts	7.43	2,873	–	–	–	2,873	2,873
Loan from a related company	–	23,192	–	–	–	23,192	23,192
Lease liabilities	7.51	344	–	–	–	344	331
		136,091	1,317	1,956	1,573	140,937	138,998

Notes to the Consolidated Financial Statements

For the year ended 31 December 2024

39. FINANCIAL INSTRUMENTS (Continued)

Market risk (Continued)

Liquidity risk (Continued)

	Weighted average interest rate %	On demand or within 1 year HK\$'000	1 year to 2 years HK\$'000	2 years to 5 years HK\$'000	Over 5 years HK\$'000	Total undiscounted cash flows HK\$'000	Carrying amount HK\$'000
As at 31 December 2023							
Trade payables	–	23,924	–	–	–	23,924	23,924
Bills payables	–	28,415	–	–	–	28,415	28,415
Other payables and accrued expenses	–	5,957	–	–	–	5,957	5,957
Borrowings	8.22	59,195	13,163	44,665	2,989	120,012	116,481
Bank overdrafts	6.88	3,738	–	–	–	3,738	3,738
Loan from a related company	–	1,800	–	–	–	1,800	1,800
Lease liabilities	6.70	484	355	–	–	839	786
		123,513	13,518	44,665	2,989	184,685	181,101

The following table summarises the maturity analysis of borrowings with repayable on demand clause based on agreed scheduled repayments set out in the loan agreements. The amount includes interest payments computed using contractual rates. Taking into account the Group's financial position, the directors of the Company do not consider that it is probable that the bank will exercise its discretion to immediate repayment. The directors of the Company believe that such borrowings will be repaid in accordance with the scheduled dates set out in the loan agreements.

Maturity Analysis – borrowings subject to a repayment on demand clause based on scheduled repayments

	On demand or within 1 year HK\$'000	1 year to 2 years HK\$'000	2 years to 5 years HK\$'000	More than 5 years HK\$'000	Total discounted cash flows HK\$'000
At 31 December 2024	51,804	1,180	1,696	1,504	56,184
At 31 December 2023	55,663	1,267	2,290	2,093	61,313

Notes to the Consolidated Financial Statements

For the year ended 31 December 2024

39. FINANCIAL INSTRUMENTS (Continued)

Market risk (Continued)

Liquidity risk (Continued)

Borrowings with repayment on demand clauses are included in the “on demand or within 1 year” time band in the above maturity analysis. As at 31 December 2024 and 31 December 2023, the aggregate carrying amounts of these borrowings amounted to HK\$56,184,000 and HK\$61,313,000, respectively. Taken into account the Group’s financial position, the directors of the Company do not believe that it is probable that the lenders will exercise their discretionary rights to demand immediate repayment. The directors of the Company believe that such borrowings will be repaid in accordance with the scheduled repayment dates set out in the loan agreements, details of which are set out in the table below:

	Weighted average interest rate %	On demand or within 1 year HK\$'000	1 year to 2 years HK\$'000	2 years to 5 years HK\$'000	Over 5 years HK\$'000	Total undiscounted cash flows HK\$'000	Carrying amount HK\$'000
At 31 December 2024							
– Borrowings on demand or within one year	12.65	53,264	1,317	1,956	1,573	58,110	56,184
At 31 December 2023							
– Borrowings on demand or within one year	11.68	57,411	1,451	2,622	2,989	64,473	61,313

Fair value measurements

The fair values of financial assets and financial liabilities are determined as follows:

- the fair values of financial assets and financial liabilities with standard terms and conditions and traded on active liquid markets are determined with reference to quoted market prices; and
- the fair values of other financial assets and financial liabilities are determined in accordance with generally accepted pricing models based on discounted cash flow analysis.

The carrying amount of other financial assets and liabilities carried at amortised cost, approximate their respective fair values due to the relatively short-term nature of these financial instruments.

For financial reporting purpose, fair value measurements are categorised into Level 1, 2 or 3 based on the degree to which the inputs to the fair value measurements are observable and the significance of the input to the fair value measurements in its entirety.

Notes to the Consolidated Financial Statements

For the year ended 31 December 2024

39. FINANCIAL INSTRUMENTS (Continued)

Fair value measurements (Continued)

The table below gives the information about how the fair value of these financial assets and financial liabilities that are measured at fair value on a recurring basis are determined (in particular, the valuation technique(s) and input used).

The different level are defined as follows:

- Level 1 fair value measurements are those derived from quoted prices (unadjusted) in active market for identical assets or liabilities.
- Level 2 fair value measurements are those derived from inputs other than quoted prices included within Level 1 that are observable for the asset or liability, either directly (i.e. as prices) or indirectly (i.e. derived from prices).
- Level 3 fair value measurements are those derived from valuation techniques that include inputs for the assets or liability that are not based on observable market data (unobservable inputs).

Financial assets	Fair value as at 31 December 2024 HK\$'000	Fair value as at 31 December 2023 HK\$'000	Fair value hierarchy	Valuation technique and key input(s)
Unlisted club debentures	460	460	Level 2	Based on quoted price in the secondary market for club debentures
Key management personnel life insurance	19,131	18,833	Level 2	Based on redemption value quoted by the insurance company
Held-for-trading listed securities	652	3,667	Level 1	Based on quoted price in the active market

There were no transfer between Level 1 and Level 2, or transfers into or out of Level 3, during the years ended 31 December 2024 and 2023.

Some of the Group's financial assets are measured at fair value at the end of each reporting period, details refer to the respective notes.

The directors consider that the carrying amounts of financial assets and financial liabilities recorded at amortised cost in the consolidated statement of financial position approximate their fair values.

Notes to the Consolidated Financial Statements

For the year ended 31 December 2024

40. PARTICULARS OF SUBSIDIARIES

At the date of this report, the Company has direct and indirect equity interests in the following subsidiaries:

Name of subsidiaries	Principal place of business and place and date of incorporation	Legal entity	Issued and fully paid share capital/ registered capital at the date of this report	Attributable equity interest held by the Company As at 31 December		Principal activity	Notes
				2024 %	2023 %		
Direct held:							
Beyond Blossom Investments Limited	BVI, 9 May 2017	Limited liability company	Ordinary shares US\$5	100	100	Investment holding	(a)
Indirectly held:							
Precise Time Global Limited	BVI, 10 May 2017	Limited liability company	Ordinary shares US\$1	100	100	Investment holding	(a)
Big Hope Investment Limited	BVI, 9 May 2017	Limited liability company	Ordinary shares US\$1	100	100	Investment holding	(a)
Diamond Fountain Investments Limited	BVI, 9 May 2017	Limited liability company	Ordinary shares US\$1	100	100	Investment holding	(a)
Vast Peak Enterprises Limited	BVI, 21 September 2011	Limited liability company	Ordinary shares US\$2	100	100	Investment holding	(a)
Talent Gift International Limited	BVI, 3 January 2017	Limited liability company	Ordinary shares US\$1	100	100	Investment holding	(a)
3 Wells Watch Industries Limited	Hong Kong, 2 September 1986	Limited liability company	Ordinary capital HK\$1,000,000	100	100	Trading and distribution of watches	
Cheer China Group Holdings Limited	Hong Kong, 3 August 2011	Limited liability company	Ordinary capital HK\$1	100	100	Investment holding	
Cheer Wells Trading Limited	Hong Kong, 2 February 2015	Limited liability company	Ordinary capital HK\$10,000	100	100	Investment holding	

Notes to the Consolidated Financial Statements

For the year ended 31 December 2024

40. PARTICULARS OF SUBSIDIARIES (Continued)

Name of subsidiaries	Principal place of business and place and date of incorporation	Legal entity	Issued and fully paid share capital/ registered capital at the date of this report	Attributable equity interest held by the Company As at 31 December		Principal activity	Notes
				2024 %	2023 %		
Creative Profit Investment Limited	Hong Kong, 22 May 2008	Limited liability company	Ordinary capital HK\$31,619,215	100	100	Investment holding	
YOLO NFT Limited	Hong Kong, 24 January 2020	Limited liability company	Ordinary capital HK\$1,100	64	64	Development and operation of information technology	
Shenzhen 3 Wells Watch Company Limited	PRC, 8 August 2005	Registered as a wholly Foreign Owned Enterprise under PRC law	Registered capital HK\$10,000,000	100	100	Manufacturing of watches	
Shenzhen Fujing Precision Technology Company Limited	PRC, 24 September 2019	Registered as a wholly Foreign Owned Enterprise under PRC law	Registered capital RMB18,000,000	100	100	Manufacturing of watches	
Shenzhen Fuyang Precision Technology Company Limited	PRC, 26 September 2019	Registered as a wholly Foreign Owned Enterprise under PRC law	Registered capital RMB10,000,000	100	100	Inactive	

All subsidiaries now comprising the Group have adopted 31 December as their financial year end date.

Note:

- (a) No audited financial statements have been prepared since its date of incorporation as it is incorporated in a jurisdiction where there is no statutory audit requirement.

Notes to the Consolidated Financial Statements

For the year ended 31 December 2024

41. STATEMENT OF FINANCIAL POSITION OF THE COMPANY

	Notes	2024 HK\$'000	2023 HK\$'000
Non-current asset			
Investments in a subsidiary		–	–
Current assets			
Other receivables and prepayments		304	640
Amounts due from subsidiaries (Note)		39,771	39,623
Cash and bank balances		150	53
		40,225	40,316
Current liabilities			
Other payables and accrued expenses		1,471	1,583
Amounts due to subsidiaries (Note)		42,535	46,621
		44,006	48,204
Net current liabilities		(3,781)	(7,888)
Total assets less current liabilities		(3,781)	(7,888)
Net liabilities		(3,781)	(7,888)
Capital and reserves			
Share capital	30	24,750	16,500
Reserves	31	(28,531)	(24,388)
Total deficit		(3,781)	(7,888)

Note: Amounts due from (to) subsidiaries are unsecured, interest free and repayable on demand.

The consolidated financial statements were approved and authorised for issue by the board of directors on 31 March 2025 and signed on its behalf by:

CHEUK Sin Cheong Clement
Executive Director

AU Corona Ching Mei
Executive Director

Notes to the Consolidated Financial Statements

For the year ended 31 December 2024

42. AUTHORISATION FOR ISSUE OF CONSOLIDATED FINANCIAL STATEMENTS

The consolidated financial statements were approved and authorised for issue by the board of directors on 31 March 2025.

Financial Summary

The following is a summary of the published results and assets and liabilities of the Group for the last five financial years. The financial information for the year 2023 is extracted from the consolidated financial statements in this annual report.

Results of the Group for the year ended 31 December

	2024 HK\$'000	2023 HK\$'000	2022 HK\$'000	2021 HK\$'000	2020 HK\$'000
Revenue	138,695	185,667	272,555	204,495	139,335
Loss before tax	(19,073)	(18,738)	(10,518)	(2,902)	(26,186)
Income tax (expense) credit	(160)	(1,194)	(600)	110	(22)
Loss for the year	(19,233)	(19,932)	(11,118)	(2,792)	(26,208)
Other comprehensive (expense)/ income for the year	5,497	(932)	(6,426)	1,940	3,053
Total comprehensive expense for the year	(13,736)	(20,864)	(17,544)	(852)	(23,155)

Assets and liabilities of the Group for the year ended 31 December

	2024 HK\$'000	2023 HK\$'000	2022 HK\$'000	2021 HK\$'000	2020 HK\$'000
Assets and Liabilities					
Non-current assets	22,448	68,522	75,945	83,574	83,118
Current assets	130,893	134,072	169,714	137,565	127,197
Total assets	153,341	202,594	245,659	221,139	210,315
Current liabilities	141,747	130,875	150,878	158,914	118,869
Non-current liabilities	–	53,921	56,119	23,255	51,624
Net assets	11,594	17,798	38,662	38,970	39,822

HANVEY GROUP HOLDINGS LIMITED
恆偉集團控股有限公司