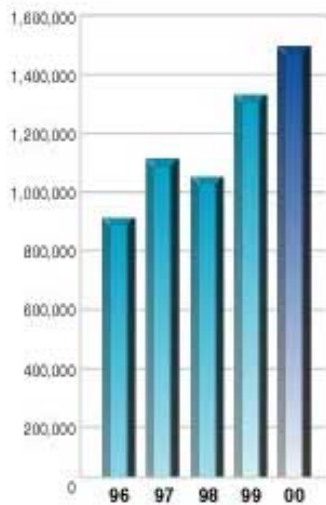
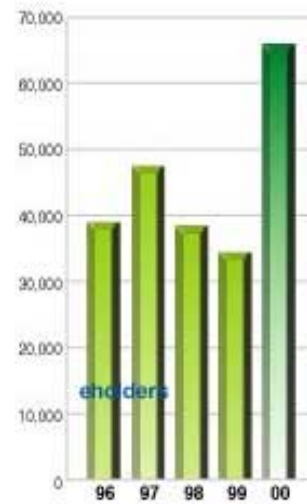


# FINANCIAL HIGHLIGHTS

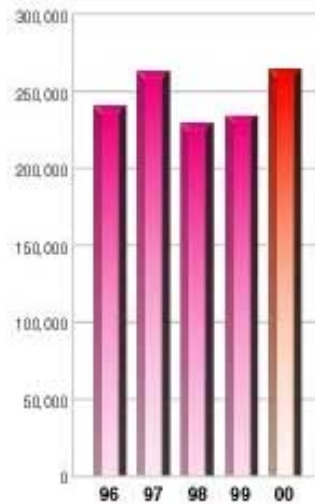
**Turnover**  
(HK\$'000)



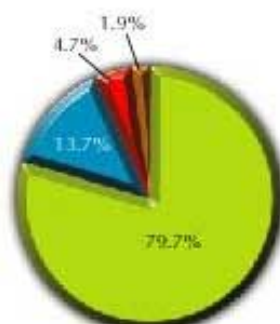
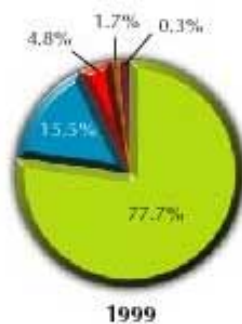
**Profit attributable to shareholders**  
(HK\$'000)



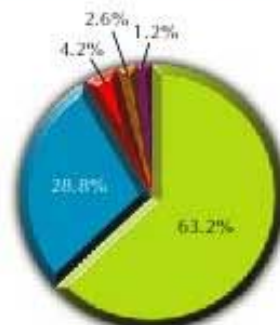
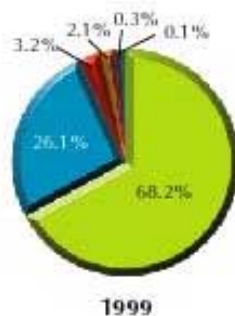
**Net assets**  
(HK\$'000)



	(year ended 31st July)	
	2000 (HK\$'000)	1999 (HK\$'000)
Turnover	1,492,563	1,338,028
Operating profit	64,825	27,833
Profit before taxation	83,001	44,754
Profit attributable to shareholders	65,948	34,663
Net assets	264,696	234,278
Dividends per share	12.5 cents	9.0 cents
Basic earnings per share	27.7 cents	14.6 cents



Turnover by principal activities	2000 (HK\$'000)	1999 (HK\$'000)
Air freight	1,189,099	1,039,581
Sea freight	204,396	206,890
Household and exhibition removal services	70,017	64,713
Trucking and warehousing services	29,006	23,329
Property letting	45	3,515
	<b>1,492,563</b>	<b>1,338,028</b>



Turnover by geographical location of operations	2000 (HK\$'000)	1999 (HK\$'000)
Hong Kong	942,926	912,758
United States of America	430,106	348,558
Singapore	63,419	42,366
Malaysia	38,842	28,616
Mainland China	17,179	4,464
Others	91	1,266
	<b>1,492,563</b>	<b>1,338,028</b>