

## Financial Highlights 財務概要

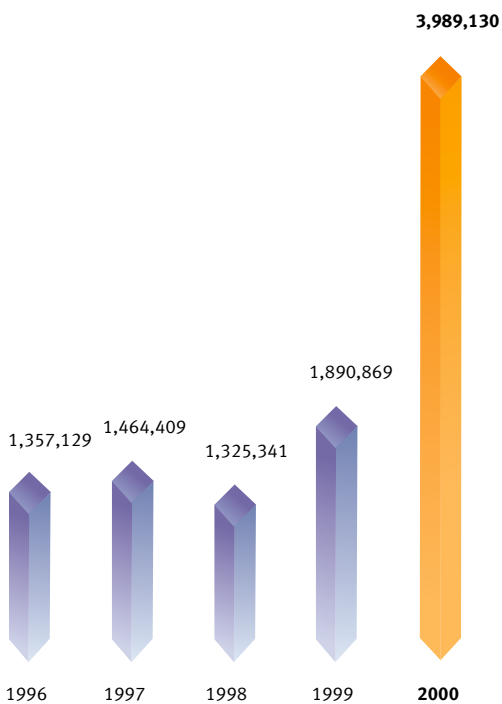
For the year ended 31 December 2000

截至二零零零年十二月三十一日止年度

		<b>2000</b>	1999
		<b>二零零零年</b>	一九九九年
		<b>HK\$'000</b>	HK\$'000
Turnover	營業額	<b>3,989,130</b>	1,890,869
Cost of sales	銷貨成本	<b>(2,171,732)</b>	(1,111,871)
Gross profit	毛利	<b>1,817,398</b>	778,998
Other revenue	其他收益	<b>32,519</b>	6,658
Selling expenses	銷售費用	<b>(281,564)</b>	(154,886)
General and administrative expenses	一般管理費用	<b>(170,520)</b>	(120,111)
Research and development expenses, net	研究及發展淨支出	<b>(219,486)</b>	(145,812)
Profit from operations	經營溢利	<b>1,178,347</b>	364,847
Finance costs	財務費用	<b>(3,132)</b>	(15,702)
Profit before taxation	除稅前溢利	<b>1,175,215</b>	349,145
Taxation	稅項	<b>(95,032)</b>	(18,995)
Net profit for the year	本年度淨溢利	<b>1,080,183</b>	330,150
Dividends	股息	<b>(436,509)</b>	(131,809)
Profit for the year, retained	本年度保留溢利	<b>643,674</b>	198,341
Earnings per share — Basic	每股溢利 — 基本	<b>HK\$2.86</b>	HK\$0.88
		<b>港幣2.86元</b>	港幣0.88元
— Diluted	— 攤薄	<b>HK\$2.85</b>	HK\$0.88
		<b>港幣2.85元</b>	港幣0.88元

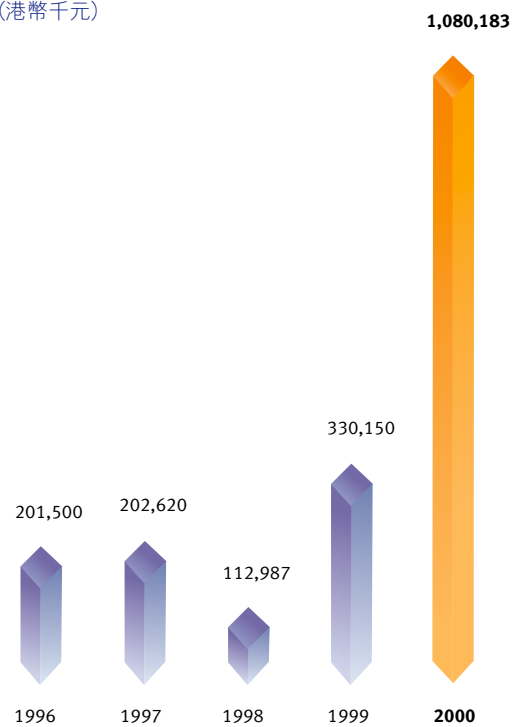
### TURNOVER (HK\$'000)

營業額 (港幣千元)



### NET PROFIT FOR THE YEAR (HK\$'000)

本年度淨溢利 (港幣千元)

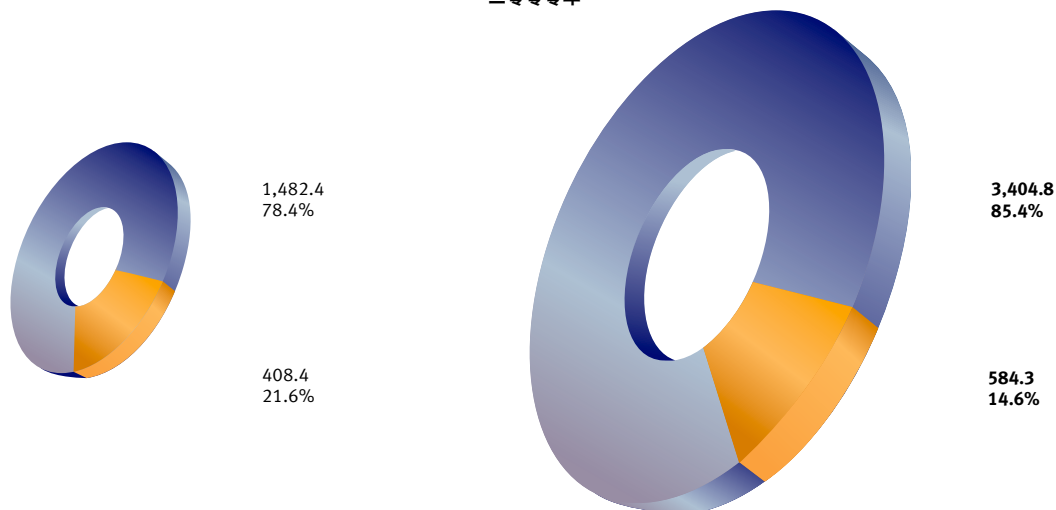


**TURNOVER BY PRODUCTS (HK\$million)**  
**產品分類營業額 (港幣百萬元)**

◆ Equipment 設備  
 ◆ Leadframe 引線框架

1999  
 一九九九年

2000  
 二零零零年



**TURNOVER BY GEOGRAPHICAL LOCATION (HK\$'000)**  
**地域分區營業額 (港幣千元)**

◆ 1999 一九九九年  
 ◆ 2000 二零零零年

