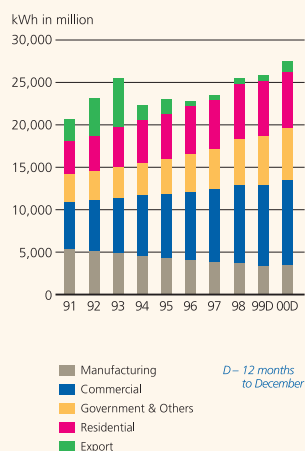
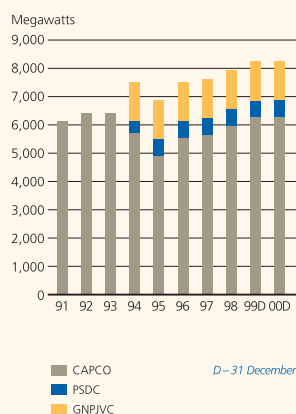


# TEN-YEAR SUMMARY : STATISTICAL HIGHLIGHTS

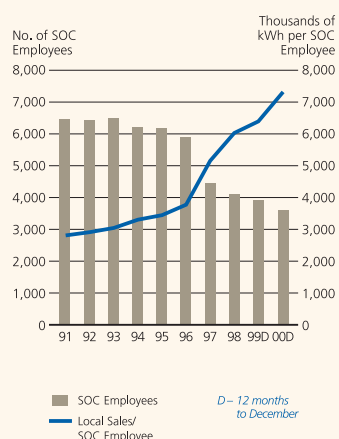
## ELECTRICITY SALES



## INSTALLED CAPACITY



## EMPLOYEES AND PRODUCTIVITY



2000  
For the year  
ended 31  
December

FINANCIAL PERIOD/YEAR

1999<sup>2</sup>  
12 months  
ended 31  
December

2000	FINANCIAL PERIOD/YEAR	1999 <sup>2</sup>
<b>1,930,389</b>	<b>Customers and Sales</b>	
	<b>Customers</b>	1,871,991
	Sales analysis, millions of kWh	
<b>10,014</b>	Commercial	<b>9,509</b>
<b>3,488</b>	Manufacturing	3,423
<b>6,608</b>	Residential	6,435
<b>6,197</b>	Government & others	5,779
<b>26,307</b>	Local	25,146
<b>1,181</b>	Export	633
<b>27,488</b>	Total Electricity Sales	<b>25,779</b>
<b>6.6</b>	Annual increase, %	0.0 <sup>3</sup>
<b>4,865</b>	Local consumption, kWh per person	4,730
	Local sales, HK¢ per kWh (average)	
<b>88.57</b>	Basic tariff	89.06
<b>2.20</b>	Fuel clause adjustment	2.20
<b>(0.60)</b>	SOC rebate	(0.60)
<b>(2.20)</b>	Special rebate	(2.20)
<b>87.97</b>	Total	88.46
<b>(0.6)</b>	Annual basic tariff increase, %	(0.6) <sup>3</sup>
<b>(0.6)</b>	Annual total tariff increase, %	(0.2) <sup>3</sup>
<b>16,915</b>	<b>Shareholders</b>	17,432
	<b>Employees</b>	
<b>3,590</b>	SOC	3,928
<b>309</b>	Non – SOC	262
	<b>Generation</b>	
	<b>(including associated generating companies)</b>	
<b>8,263</b>	Installed capacity, MW	8,263
	System maximum demand –	
<b>5,598</b>	Local, MW	5,354
<b>4.56</b>	Annual increase, %	0.94 <sup>3</sup>
<b>6,828</b>	Local and the Chinese mainland, MW	5,455
<b>25.17</b>	Annual increase, %	0.60 <sup>3</sup>
	Local, the Chinese mainland and transfer to	
<b>6,766</b>	Hongkong Electric, MW	5,384
<b>50.2</b>	System load factor, %	59.2
<b>19,955</b>	Generation by CAPCO stations, millions of kWh	18,543
	Sent out, millions of kWh –	
<b>18,998</b>	From own generation	17,612
	Net transfer from/(to)	
<b>–</b>	Hongkong Electric	(1)
<b>6</b>	Landfill gas generation	4
<b>9,735</b>	GNPS/GSPS	9,333
<b>28,739</b>	Total	<b>26,948</b>
	Fuel consumed, terajoules –	
<b>1,244</b>	Oil	2,163
<b>74,472</b>	Coal	55,218
<b>93,139</b>	Gas	102,959
<b>168,855</b>	Total	<b>160,340</b>
<b>17.24</b>	Cost of fuel, HK\$ per gigajoule – Overall	17.83
<b>40.50</b>	Thermal efficiency, % based on units sent out	39.54
<b>87.2</b>	Plant availability, %	85.0
	<b>Transmission and Distribution</b>	
	Network, circuit kilometres –	
<b>534</b>	400kV	534
<b>937</b>	132kV	936
<b>19</b>	66kV	19
<b>565</b>	33kV	577
<b>8,363</b>	11kV	7,936
<b>49,576</b>	Transformers, MVA	48,845
	Substations –	
<b>193</b>	Primary	194
<b>10,810</b>	Secondary	10,341

- For the 15 months ended 31 December 1999, the annual increase is the increase over the same period in 1998. This increase may not be comparable to the increases reported in the previous years.
- The financial figures as at and for the 12 months ended 31 December 1999 are included to provide shareholders with additional information to appraise the financial results and position of the Group.
- The increases are the increase over the preceding 12 months.



1999  
15 months  
ended 31  
December

1998

1997

1996

1995  
(12 months ended 30 September)

1994

1993

1992

1991

	1,871,991	1,802,510	1,760,653	1,728,476	1,697,123	1,655,419	1,599,806	1,556,775	1,508,611
	11,785	9,157	8,542	8,038	7,603	7,096	6,567	6,071	5,658
	4,270	3,776	3,928	4,162	4,344	4,655	4,915	5,171	5,328
	7,854	6,524	5,811	5,724	5,382	5,024	4,733	4,195	3,951
	7,207	5,424	4,736	4,395	4,059	3,808	3,607	3,368	3,219
	31,116	24,881	23,017	22,319	21,388	20,583	19,822	18,805	18,156
	781	601	557	520	1,728	1,714	5,776	4,386	2,542
	31,897	25,482	23,574	22,839	23,116	22,297	25,598	23,191	20,698
	0.9 <sup>1</sup>	8.1	3.2	(1.2)	3.6	(12.9)	10.3	12.0	10.5
	5,730	4,730	4,501	4,482	4,405	4,379	4,308	4,152	4,052
	89.15	89.09	86.35	82.42	77.31	71.96	65.85	63.81	62.39
	2.20	0.99	(1.27)	(4.50)	(4.50)	(3.79)	(2.50)	(3.36)	(4.50)
	(0.60)	(0.60)	(0.60)	(0.60)	(0.96)	(1.60)	(1.60)	(1.17)	(0.60)
	(2.20)	(1.82)	(0.73)	-	-	(1.93)	-	-	-
	88.55	87.66	83.75	77.32	71.85	64.64	61.75	59.28	57.29
	0.0 <sup>1</sup>	3.1	4.7	6.6	7.4	9.2	3.1	2.2	0.0
	0.7 <sup>1</sup>	4.6	8.3	7.6	11.1	4.6	4.1	3.4	2.9
	17,432	18,806	19,831	21,575	19,971	19,716	18,427	22,794	19,737
	3,928	4,122	4,460	5,905	6,198	6,220	6,502	6,449	6,453
	262	298	219	206	180	155	138	138	152
	8,263	7,951	7,638	7,515	6,890	7,540	6,430	6,432	6,132
	5,354	5,304	5,066	4,998	4,720	4,730	4,432	4,365	4,180
	0.94 <sup>1</sup>	4.70	1.36	5.88	(0.20)	6.70	1.50	4.40	3.00
	5,455	5,422	5,184	5,088	6,083	5,948	5,244	5,289	4,828
	0.60 <sup>1</sup>	4.59	1.88	(16.40)	2.20	13.40	(0.90)	9.50	9.50
	5,384	5,368	5,224	5,152	5,912	5,942	5,281	5,357	5,071
	58.0	59.4	57.2	57.1	48.4	48.3	61.8	56.0	55.2
	23,682	20,030	18,305	17,694	18,756	18,235	28,256	25,918	23,424
	22,490	18,910	17,272	16,520	17,494	16,984	26,471	24,248	21,897
	(1)	-	-	18	(26)	(7)	314	121	(80)
	5	-	-	-	-	-	-	-	-
	10,499	7,825	7,361	7,467	6,755	6,430	(163)	(17)	-
	32,993	26,735	24,633	24,005	24,223	23,407	26,622	24,352	21,817
	2,872	3,164	3,129	5,520	5,999	4,963	21,846	16,410	10,454
	69,396	88,572	64,965	120,027	169,350	167,689	244,401	224,941	208,064
	133,142	87,650	99,123	42,915	-	-	-	-	-
	205,410	179,386	167,217	168,462	175,349	172,652	266,247	241,351	218,518
	17.53	15.61	18.21	13.22	11.89	11.02	11.58	12.11	12.08
	39.39	37.95	37.18	35.34	35.86	35.40	36.23	36.36	35.93
	85.2	84.4	90.4	93.4	95.3	92.6	95.5	94.7	88.8
	534	528	528	448	422	420	420	420	311
	936	935	917	908	873	871	835	798	724
	19	43	146	148	148	148	160	160	174
	577	572	568	574	586	584	681	672	673
	7,936	7,241	6,571	6,199	5,943	5,628	5,373	5,028	4,685
	48,845	47,397	46,325	44,981	43,021	40,876	39,457	38,753	34,676
	194	196	198	196	191	182	173	174	170
	10,341	9,843	9,353	9,041	8,736	8,398	7,916	7,365	6,903