

五年財務摘要 FIVE-YEAR FINANCIAL SUMMARY

		1996	1997	1998	1999	2000
全年結算	<b>FOR THE YEAR</b>	HK\$BN	HK\$BN	HK\$BN	HK\$BN	HK\$BN
營業溢利	Operating profit	9.1	10.1	8.2	9.6	11.3
除稅前溢利	Profit before tax	9.7	10.8	8.0	9.8	11.7
股東應得之溢利	Attributable profit	8.5	9.4	6.8	8.3	10.0
於年結日	<b>AT YEAR-END</b>	HK\$BN	HK\$BN	HK\$BN	HK\$BN	HK\$BN
股東資金	Shareholders' funds	53.7	52.5	45.5	39.6	40.6
實收股本	Issued and paid up capital	9.7	9.6	9.6	9.6	9.6
總資產	Total assets	394.3	399.4	422.7	442.1	500.8
每股計	<b>PER SHARE</b>	HK\$	HK\$	HK\$	HK\$	HK\$
每股盈利	Earnings per share	4.39	4.85	3.55	4.35	5.24
每股股息	Dividends per share	3.08	3.42	3.42	8.20 <sup>#</sup>	4.80
比率	<b>RATIOS</b>	%	%	%	%	%
除稅後平均股東資金回報率	Post-tax return on average shareholders' funds	16.9	17.6	13.5	17.6	23.6
除稅後平均總資產回報率	Post-tax return on average total assets					
以除稅後營業溢利計算	Based on operating profit after tax	2.1	2.2	1.7	1.9	2.1
以股東應得之溢利計算	Based on attributable profit	2.3	2.4	1.7	1.9	2.1
資本比率	<b>Capital ratios</b>					
總比率*	Total ratio*	24.0	22.0	21.3	17.3	15.3
第一級比率*	Tier 1 ratio*	16.9	16.3	17.5	13.3	11.9
成本對收入比率	Cost : income ratio	25.7	25.7	26.7	25.3	24.4

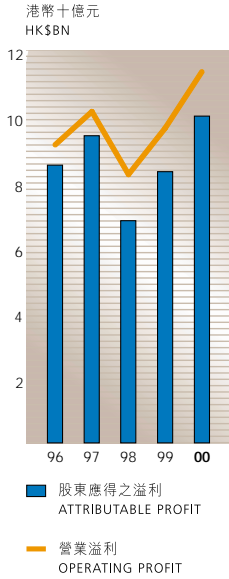
<sup>#</sup> 包括特別中期股息每股港幣四元一角。

<sup>#</sup> Including special interim dividend of HK\$4.10 per share.

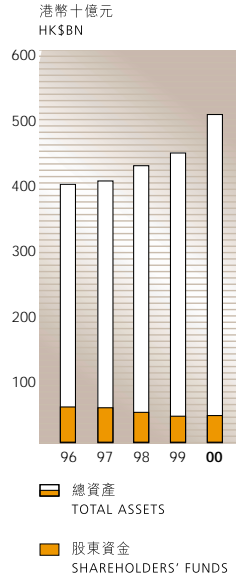
\* 資本比率已經根據香港金融管理局之有關指引計及市場風險。

\* The capital ratios have taken into account market risks in accordance with the relevant Hong Kong Monetary Authority guideline.

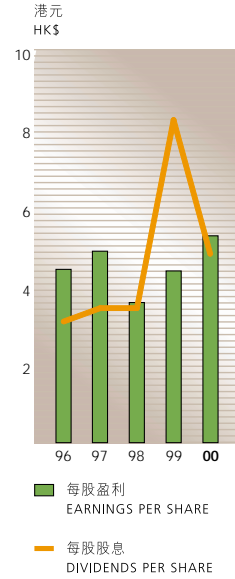
**業績**  
**RESULTS**



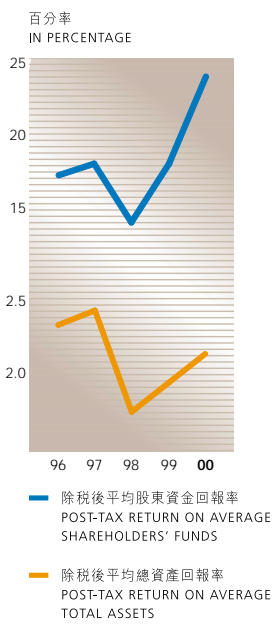
**總資產及股東資金**  
**TOTAL ASSETS AND SHAREHOLDERS' FUNDS**



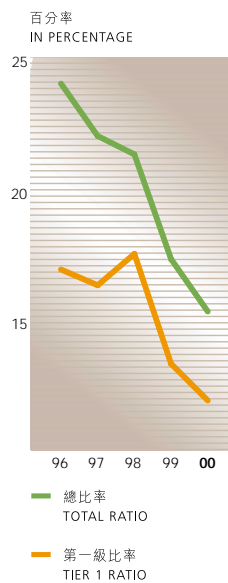
**每股盈利及股息**  
**PER SHARE EARNINGS AND DIVIDENDS**



**除稅後平均股東資金及總資產回報率**  
**POST-TAX RETURNS ON AVERAGE SHAREHOLDERS' FUNDS AND TOTAL ASSETS**



**資本比率**  
**CAPITAL RATIOS**



**成本對收入比率**  
**COST:INCOME RATIO**

