

## 財政狀況概要

## Financial Summary

|             |  | 1996   | 1997   | 1998   | 1999   | 2000   |
|-------------|--|--------|--------|--------|--------|--------|
| 以百萬港元位列示    | HK\$ Million                             |        |        |        |        |        |
| 股東權益        | Shareholders' funds                      | 3,296  | 3,960  | 3,680  | 4,099  | 4,662  |
| 客戶存款        | Customers' deposits                      | 27,283 | 28,400 | 28,855 | 32,607 | 31,385 |
| 已發行存款證      | Certificates of deposits issued          | 5,183  | 5,827  | 5,039  | 4,457  | 6,095  |
| 存款總額        | Total deposits                           | 32,466 | 34,227 | 33,894 | 37,064 | 37,480 |
| 客戶貸款<br>減準備 | Advances to customers<br>less provisions | 22,690 | 27,054 | 24,354 | 26,761 | 29,006 |
| 資產總值        | Total assets                             | 38,462 | 42,012 | 40,025 | 44,394 | 49,702 |
| 股東應佔溢利      | Profit attributable to shareholders      | 603    | 657    | 252    | 587    | 810    |
| 全年股息分派      | Total dividend distribution              |        |        |        |        |        |
| 普通          | Ordinary                                 | 244    | 274    | 146    | 199    | 266    |
| 特別          | Special                                  | 24     |        |        |        |        |
| 以港元位列示      | HK\$                                     |        |        |        |        |        |
| 基本每股盈利      | Basic earnings per share                 | 2.64   | 2.72   | 1.04   | 2.40   | 3.29   |
| 攤薄每股盈利      | Diluted earnings per share               | 2.64   | 2.72   | 1.04   | 2.39   | 3.29   |
| 每股普通股息      | Ordinary dividend per share              | 1.03   | 1.13   | 0.60   | 0.81   | 1.08   |
| 每股特別股息(註)   | Special dividend per share (Note)        | 0.10   |        |        |        |        |
| 以百分比列示      | Percentage %                             |        |        |        |        |        |
| 股東資金回報      | Return on shareholders' funds            | 19.3   | 18.1   | 6.6    | 15.1   | 18.5   |
| 資產總值回報      | Return on total assets                   | 1.7    | 1.6    | 0.6    | 1.4    | 1.7    |
| 貸款對存款比率     | Loan to deposit ratio                    | 69.9   | 79.0   | 71.9   | 72.2   | 77.4   |

註：

一九九六年之每股特別股息是為誌大新銀行有限公司於一九九七年開業五十載而宣派，並不列示或包括在一九九六年每股普通股息內。

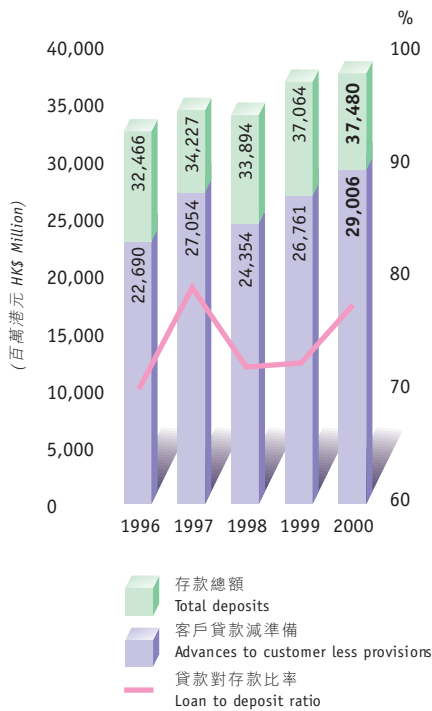
Note:

The 1996 special dividend per share was declared to mark the 50th Anniversary of Dah Sing Bank, Limited in 1997, and was not shown or included in the ordinary dividend per share in 1996.

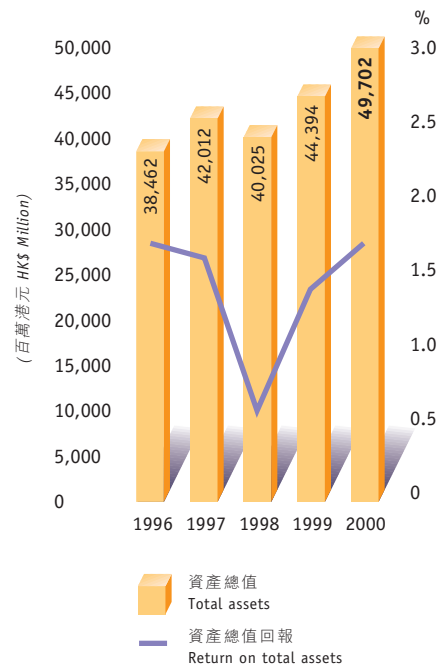
財政狀況概要

Financial Summary

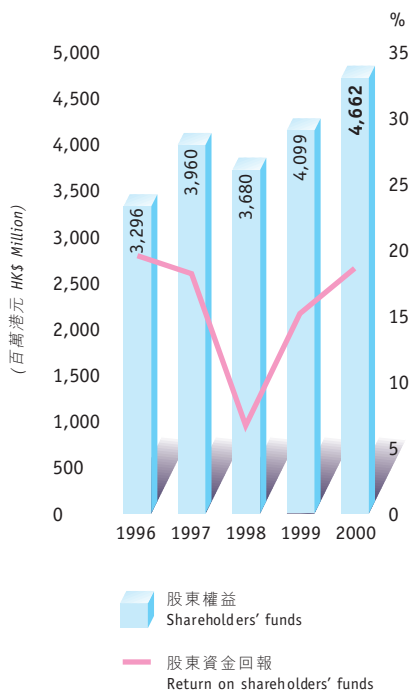
貸款/存款總額  
Total advances/Total deposits



資產總值/資產總值回報  
Total assets/Return on total assets



股東權益/股東資金回報  
Shareholders' funds/Return on shareholders' funds



基本每股盈利/每股普通股息  
Basic earnings per share/Ordinary dividend per share

