

Financial and Operating Highlights

(Amounts expressed in millions of Rmb)

Statements of Income Year ended 31st December

	1996	1997	1998	1999	2000
	Company (Adjusted)	Company	Company and its subsidiary	Company and its subsidiaries	Company and its subsidiaries
Net operating revenue	4,547	5,134	5,067	5,220	5,694
Profit before taxation	1,374	1,713	1,809	1,874	2,070
Taxation	(454)	(569)	(592)	(624)	(695)
Profit after taxation	920	1,144	1,217	1,250	1,375

Balance Sheets As at 31st December

	1996	1997	1998	1999	2000
	Company (Restated)	Company (Restated)	Company and its subsidiary (Restated)	Company and its subsidiaries (Restated)	Company and its subsidiaries
Total assets	7,892	13,232	14,517	16,208	19,986
Total liabilities	(2,557)	(3,229)	(3,530)	(4,103)	(6,652)
Minority interests	—	—	(125)	(240)	(403)
Shareholders' equity	5,335	10,003	10,862	11,865	12,931

Notes:

1. The adjusted statements of income were prepared as if the Reorganization and Power Purchase Agreement as set out in the Company's Prospectus dated 10th March, 1997 had occurred and been effective during the years ended 31st December, 1996.
2. The balance sheets above have been restated retrospectively, in accordance with IAS 10, which required the dividends proposed or declared after the balance sheet date to be disclosed separately in equity. (Please refer to the note 30 to Financial Statements for details)
3. No analysis of turnover by geographical location has been prepared as 100% of turnover comes from the PRC, and no contribution to profit from any of the geographical location is substantially out of line with normal ratio of profit to turnover.

Net Operating Revenue

Year ended 31st December

					5,694
	4,547	5,134	5,067	5,220	
	1996	1997	1998	1999	2000

Profit After Taxation

Year ended 31st December

					1,375
	920	1,144	1,217	1,250	
	1996	1997	1998	1999	2000

Total Assets


As at 31st December

					19,986
	7,892	13,232	14,517	16,208	
	1996	1997	1998	1999	2000

Financial and Operating Highlights (Cont'd)


Total Installed Capacity (MW)

As at 31st December




Gross Generation (MWh)

Year ended 31st December



On-grid Electricity (MWh)

Year ended 31st December



Equivalent Availability Factor (%)

Year ended 31st December

