



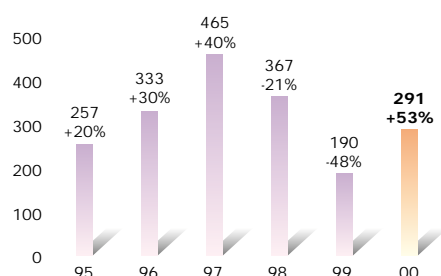
掌握商機
A GOOD START

集團財務摘要 • GROUP FINANCIAL HIGHLIGHTS

		2000 千港元 HK\$' 000	1999 千港元 HK\$' 000
股東應佔溢利／(虧損)	Profit / (Loss) attributable to shareholders	150,063	(545,010)
派息總額	Total dividends	58,613	0
股東資本	Shareholders' s funds	2,524,700	2,429,697
總資產	Total assets	20,656,987	19,158,247
貸款及其他賬項 (包括商業滙票)	Advances and other accounts (including trade bills)	12,270,431	11,090,511
客戶存款	Customers' deposits	16,106,119	15,433,288
每股盈利／(虧損) (港元)	Earnings/(Loss) per share	HK\$0.33	HK\$(1.59)
每股派息 (港元)	Dividends per share	HK\$0.13	HK\$ 0

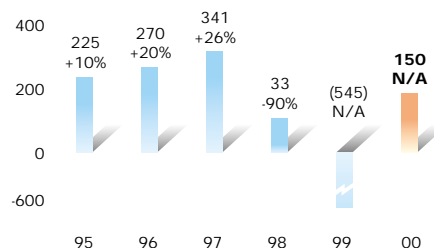
未計撥備前營運溢利 (百萬港元)

Operating Profit Before Provisions (HK\$ Million)



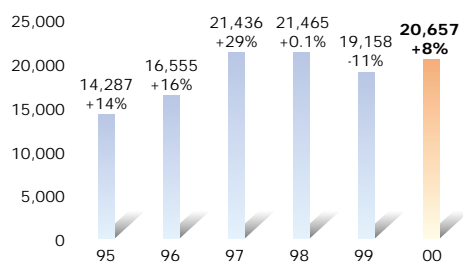
稅後溢利 (百萬港元)

Profit After Tax (HK\$ Million)



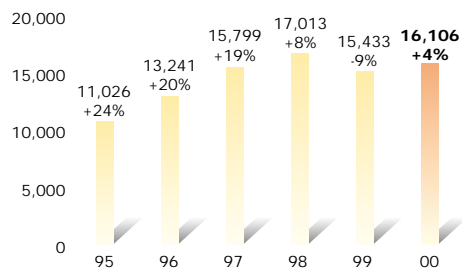
總資產 (百萬港元)

Total Assets (HK\$ Million)



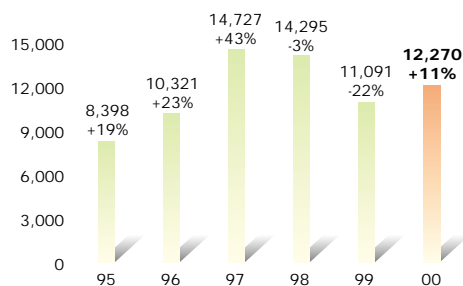
客戶存款 (百萬港元)

Customers' Deposits (HK\$ Million)



貸款及其他賬項 (百萬港元)

Advances & Other Accounts (HK\$ Million)



支出／收入比率

Cost Income Ratio

