

FINANCIAL HIGHLIGHTS

For the year ended 31st December 2000

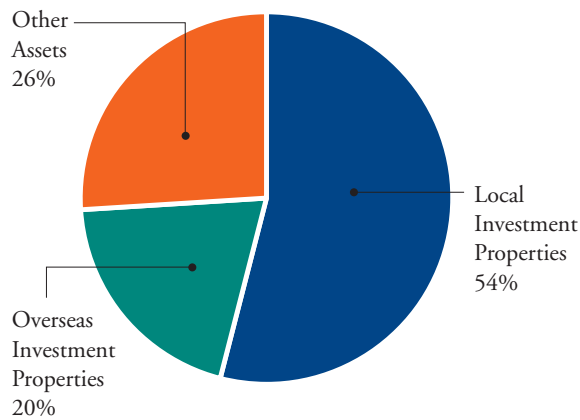
	2000 HK\$'000	1999 HK\$'000	Change %
TURNOVER	2,899,181	2,888,827	0%
PROFIT BEFORE TAXATION	763,247	811,251	-6%
PROFIT ATTRIBUTABLE TO SHAREHOLDERS	622,953	645,324	-3%
EARNINGS PER SHARE	\$1.13	\$1.18	-4%
DIVIDEND PER SHARE	\$0.30	\$0.30	0%
SHAREHOLDERS' FUNDS	17,391,919	15,807,493	10%
FIXED ASSETS	27,961,846	26,812,302	4%
TOTAL ASSETS	29,291,891	28,032,514	4%

EMPLOYMENT OF ASSETS

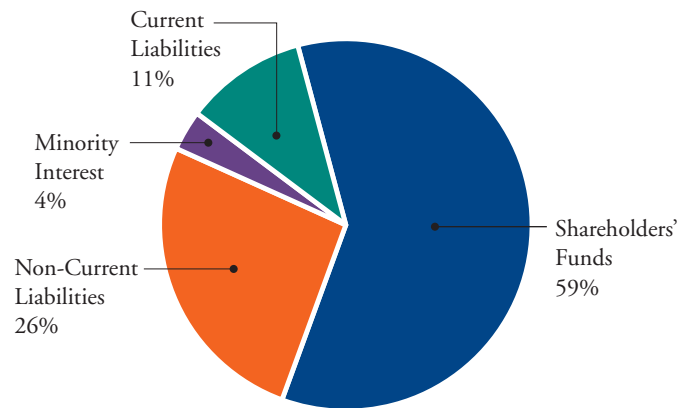
For the year ended 31st December 2000

Assets Employed

(Total Assets HK\$29,292 Million)

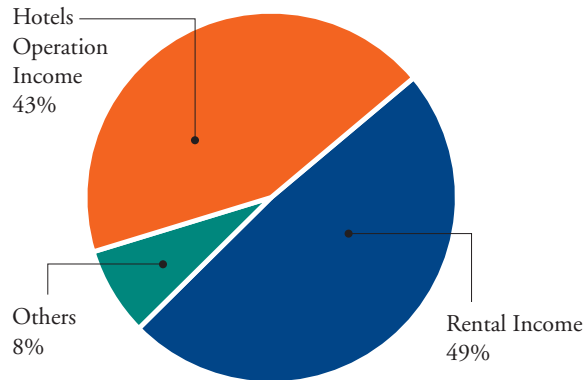


Financed By



PROFIT FROM OPERATIONS

(HK\$1,235 Million)



PROFIT ATTRIBUTABLE TO SHAREHOLDERS

