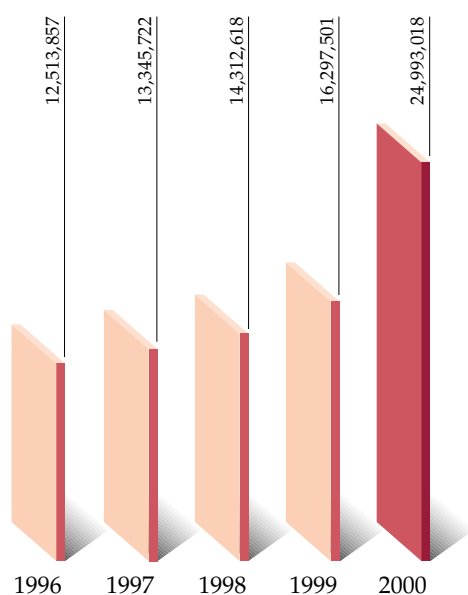


5-Year Financial Summary

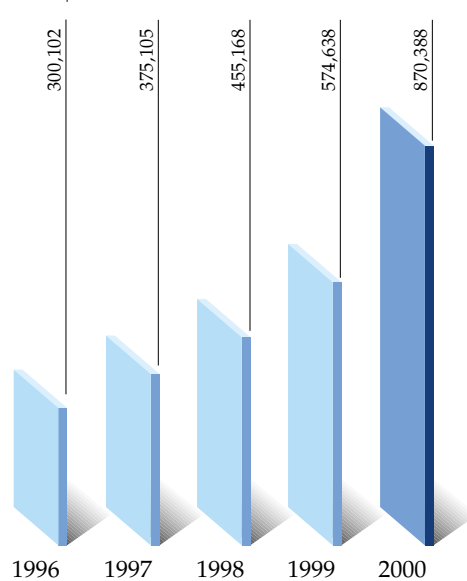
CONSOLIDATED PROFIT & LOSS ACCOUNT

	2000 HK\$'000	1999 HK\$'000	1998 HK\$'000	1997 HK\$'000	1996 HK\$'000
Turnover	24,993,018	16,297,501	14,312,618	13,345,722	12,513,857
Operating profit	790,848	592,885	469,501	361,289	302,075
Interest income	140,330	43,830	56,093	37,772	37,163
Interest expenses	(20,585)	(32,243)	(61,346)	(6,270)	(20,077)
Share of profits less losses of associated companies	13,677	9,389	6,850	6,666	(120)
Profit before taxation	924,270	613,861	471,098	399,457	319,041
Taxation	(64,178)	(36,638)	(16,425)	(25,326)	(22,096)
Profit after taxation	860,092	577,223	454,673	374,131	296,945
Minority interests	10,296	(2,585)	495	974	3,157
Profit attributable to shareholders	870,388	574,638	455,168	375,105	300,102
Earnings per share	32.2 cents	22.4 cents	18.0 cents	15.0 cents	12.6 cents
Dividend per share					
– Interim	7.0 cents	4.5 cents	3.8 cents	3.3 cents	2.5 cents
– Final	18.0 cents	12.5 cents	10.5 cents	7.8 cents	6.5 cents

Turnover
HK\$'000



Profit
HK\$'000

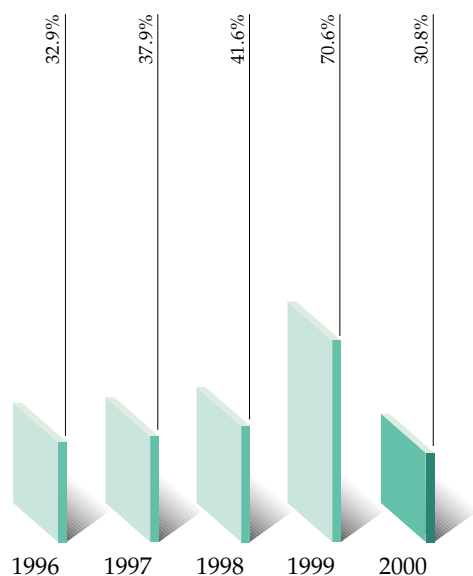


5-Year Financial Summary *(continued)*

CONSOLIDATED BALANCE SHEET

	2000	1999	1998	1997	1996
	HK\$'000	HK\$'000	HK\$'000	HK\$'000	HK\$'000
Fixed assets	1,361,435	1,161,808	1,145,056	1,113,430	898,652
Associated companies	28,564	1,242	12,790	83,441	81,461
Investments	53,807	86,484	51,389	16,748	16,748
Current assets	5,853,106	2,961,634	2,234,490	1,971,270	1,895,508
Current liabilities	4,306,080	2,976,829	1,976,958	1,814,465	1,713,810
Net current assets/(liabilities)	1,547,026	(15,195)	257,532	156,805	181,698
	<u>2,990,832</u>	<u>1,234,339</u>	<u>1,466,767</u>	<u>1,370,424</u>	<u>1,178,559</u>
Financed by:					
Share capital	71,605	64,765	63,761	62,759	62,163
Reserves	2,754,508	749,346	1,030,295	926,343	849,475
Shareholders' funds	2,826,113	814,111	1,094,056	989,102	911,638
Minority interests	19,861	4,460	(24,595)	(20,486)	(18,531)
Long term liabilities	137,642	414,868	397,058	400,000	283,431
Deferred taxation	7,216	900	248	1,808	2,021
	<u>2,990,832</u>	<u>1,234,339</u>	<u>1,466,767</u>	<u>1,370,424</u>	<u>1,178,559</u>

Return on equity



Operating cashflow HK\$'000

