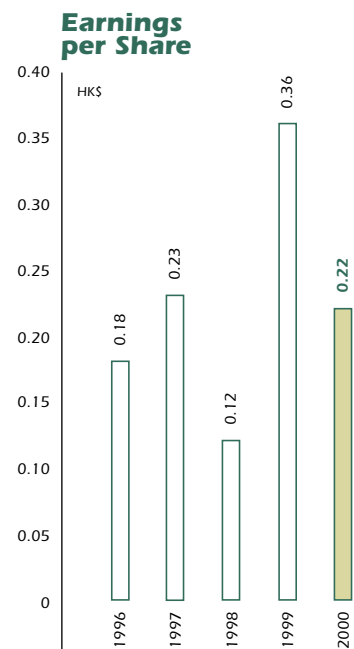
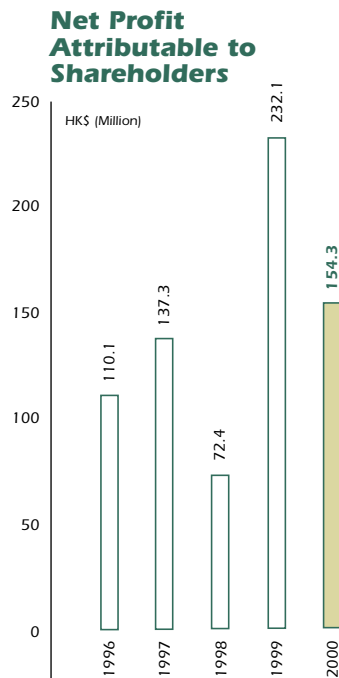
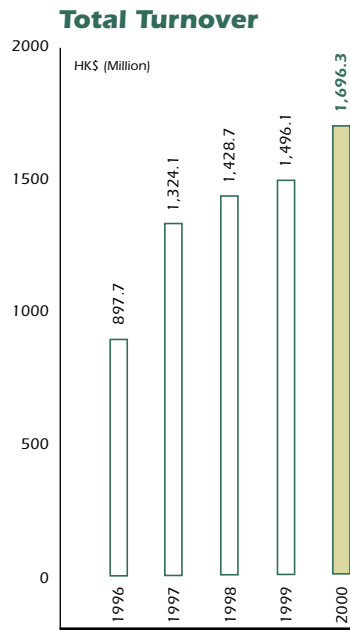
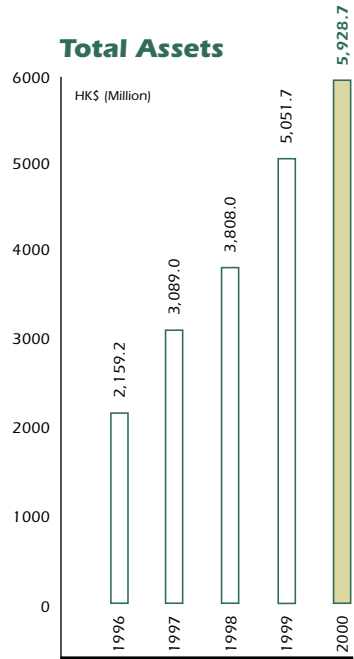


Financial Highlights

	2000 HK\$'000	1999 HK\$'000	Growth (%)
Net Profit Attributable to Shareholders	154,274	232,083	(33.5)
Total Turnover	1,696,316	1,496,087	13.4
Total Assets	5,928,653	5,051,709	17.4
Capital and Reserves	1,837,774	1,683,500	9.2
Earnings per Share	22 cents	36 cents	(38.9)
Return on Equity	8.8%	17.7%	(50.3)
Total Debt/Capital	0	0	–



Young

A close-up photograph of a baby's hand being held by an adult's hand. The baby's hand is small and delicate, with fingers slightly curled. The adult's hand is larger and more textured, with the thumb visible. The background is softly blurred, showing the side of a person's face, likely the baby's parent, with a warm, golden light illuminating the scene.