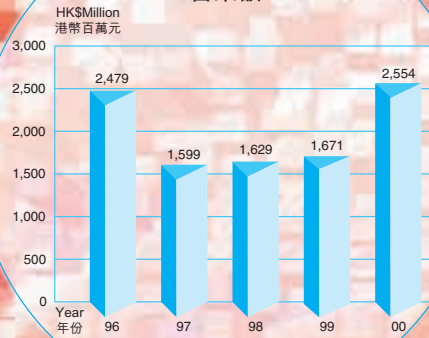
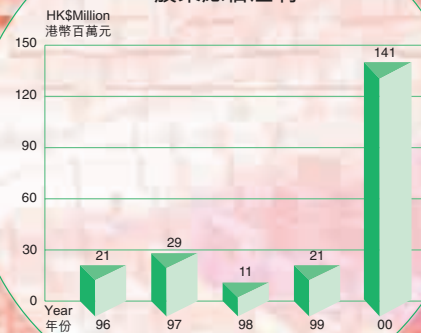


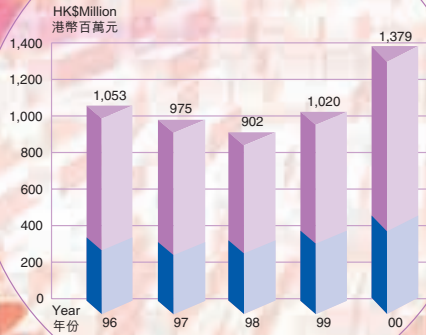
Turnover
營業額



Profit attributable to Shareholders
股東應佔溢利



Total assets
資產總額



FIVE YEARS FINANCIAL SUMMARY

五年財務概要

For the year ended 31st December,

截至十二月三十一日止年度

	1996	1997	1998	1999	2000
	HK\$'000	HK\$'000	HK\$'000	HK\$'000	HK\$'000
	港幣千元	港幣千元	港幣千元	港幣千元	港幣千元
RESULTS 業績					
Turnover 營業額	2,479,051	1,599,191	1,628,693	1,670,606	2,554,234
Profit attributable to shareholders 股東應佔溢利	21,460	29,019	10,963	21,411	140,501

As at 31st December,

於十二月三十一日結算

	1996	1997	1998	1999	2000
	HK\$'000	HK\$'000	HK\$'000	HK\$'000	HK\$'000
	港幣千元	港幣千元	港幣千元	港幣千元	港幣千元
ASSETS AND LIABILITIES 資產及負債					
Total Assets 資產總額	1,053,460	974,634	902,063	1,020,113	1,379,245
Total Liabilities 負債總額	(717,012)	(662,263)	(583,992)	(680,811)	(922,099)
Minority Interests 少數股東權益	(828)	(828)	(828)	(828)	(828)
	335,620	311,543	317,243	338,474	456,318