


綜合現金流量表

Consolidated Cash Flow Statement

截至二零零零年十二月三十一日止年度

Year ended 31 December 2000



		二零零零年	一九九九年
		2000	1999
		千港元	千港元
		HK\$'000	HK\$'000
		附註	
		Notes	
經營業務之現金	NET CASH INFLOW/(OUTFLOW)		
流入／(流出)	FROM OPERATING ACTIVITIES		
淨額		23(a) (20,095)	66,644
投資回報及融資	RETURNS ON INVESTMENTS AND		
費用	SERVICING OF FINANCE		
已收利息	Interest received	2,841	1,827
已付利息	Interest paid	(22,443)	(41,794)
投資回報及融資	Net cash outflow from returns on		
費用之現金流出	investments and servicing of finance		
淨額		(19,602)	(39,967)
已付稅項	TAX PAID	(197)	(91)

綜合現金流量表

Consolidated Cash Flow Statement

截至二零零零年十二月三十一日止年度

Year ended 31 December 2000




			二零零零年	一九九九年
			2000	1999
		附註	千港元	千港元
		Notes	HK\$'000	HK\$'000
投資業務	INVESTING ACTIVITIES			
購買固定資產	Purchases of fixed assets		(1,003)	(187)
收購附屬公司	Acquisition of subsidiaries	23(b)	75	—
增購附屬公司 股權	Acquisition of additional equity interest of a subsidiary		—	(4)
聯營公司 還款／(墊支)	Repayments from/(advances to) associates		(48)	3,416
原有到期日超過 三個月之定期 存款增加	Increase in time deposits with original maturity of more than three months		(80,000)	—
出售固定資產之 收入	Proceeds from disposal of fixed assets		20	—
出售投資物業之 收入	Proceeds from disposal of investment properties		58,733	48,845
出售附屬公司	Disposal of a subsidiary	23(c)	121,413	—
投資業務之現金 流入淨額	Net cash inflow from investing activities		99,190	52,070
融資前之現金流入 淨額	NET CASH INFLOW BEFORE FINANCING ACTIVITIES		59,296	78,656

綜合現金流量表

Consolidated Cash Flow Statement

截至二零零零年十二月三十一日止年度

Year ended 31 December 2000




		二零零零年 2000	一九九九年 1999
	附註 Notes	千港元 HK\$'000	千港元 HK\$'000
融資	FINANCING ACTIVITIES		
	23(d)		
發行股份	Issue of shares	200,365	60,000
發行股份費用	Share issue expenses	(205)	(2,246)
償還銀行貸款	Repayment of bank loans	(203,874)	(41,233)
償還其他貸款	Repayment of other loans	(58,145)	(32,444)
應付融資租賃之 資本部份	Capital elements of finance lease payables	(5)	—
融資之現金流出 淨額	Net cash outflow from financing activities	(61,864)	(15,923)
現金及現金等值 增加／(減少)	INCREASE/(DECREASE) IN CASH AND CASH EQUIVALENTS	(2,568)	62,733
年初之現金及 現金等值	Cash and cash equivalents at beginning of year	35,758	(26,975)
滙率變動影響， 淨額	Effect of foreign exchange rate changes, net	2	—
年終之現金及 現金等值	CASH AND CASH EQUIVALENTS AT END OF YEAR	33,192	35,758

綜合現金流量表

Consolidated Cash Flow Statement

截至二零零零年十二月三十一日止年度

Year ended 31 December 2000



二零零零年	一九九九年
2000	1999
千港元	千港元
HK\$'000	HK\$'000

現金及現金等值 結餘分析	ANALYSIS OF BALANCES OF CASH AND CASH EQUIVALENTS		
現金及銀行結餘	Cash and bank balances	7,268	931
原有到期日 不足三個月之 定期存款	Time deposits with original maturity of less than three months	25,924	44,900
銀行透支， 有抵押	Bank overdrafts, secured	—	(10,073)
		<u>33,192</u>	<u>35,758</u>