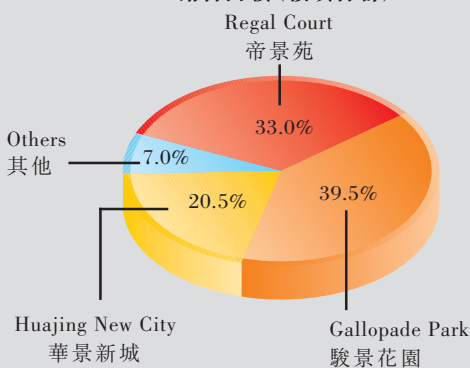


| Year ended 31st December 截至十二月三十一日止年度 | | 2000 HK\$'000 千港元 | 1999 HK\$'000 千港元 | 1998 HK\$'000 千港元 | 1997 HK\$'000 千港元 |
|--|---------------------|-------------------------|-------------------------|-------------------------|-------------------------|
| Turnover | 營業額 | 1,198,378 | 1,328,513 | 1,303,332 | 482,465 |
| Profit before taxation | 除稅前溢利 | 240,383 | 475,332 | 485,196 | 198,181 |
| Taxation | 稅項 | (86,195) | (162,857) | (158,138) | (65,291) |
| Profit after taxation but before minority interests | 除稅後但未計少數 股東權益前溢利 | 154,188 | 312,475 | 327,058 | 132,890 |
| Minority interests | 少數股東權益 | 6,676 | (23,564) | (16,380) | (13,336) |
| Profit attributable to shareholders | 股東應佔溢利 | 160,864 | 288,911 | 310,678 | 119,554 |
| Earnings per share | 每股盈利 | | | | |
| - Basic | - 基本 | 16 cents 港仙 | 29 cents 港仙 | 35 cents 港仙 | 16 cents 港仙 |
| - Diluted | - 攤薄 | 16 cents 港仙 | 28 cents 港仙 | 34 cents 港仙 | N/A 不適用 |

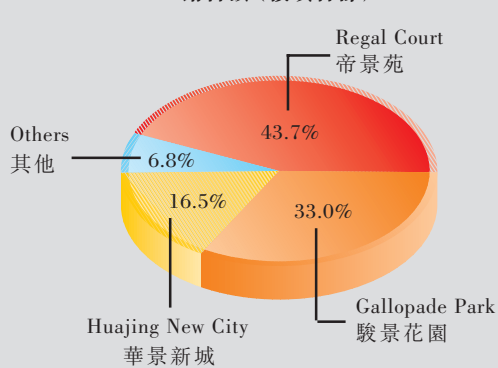
Breakdowns of property sales and landbank for the year under review:
於回顧年度內，銷售物業及土地儲備分佈：

Sales Area Breakdown by Projects
銷售面積 (按項目計)



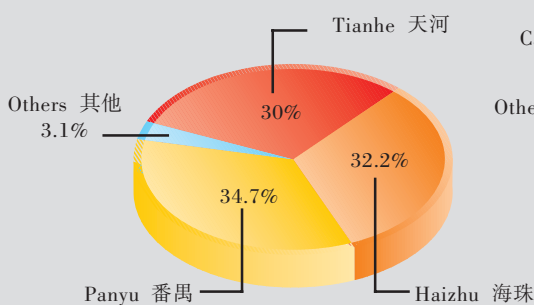
Total 總計: 218,014 sq.m. 平方米

Sales Value Breakdown by Projects
銷售額 (按項目計)



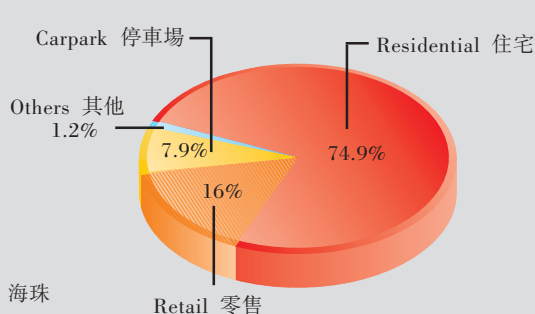
Total 總計: HK\$1,198,378,000 港元

Landbank Breakdown by Districts
土地儲備 (按地區計)



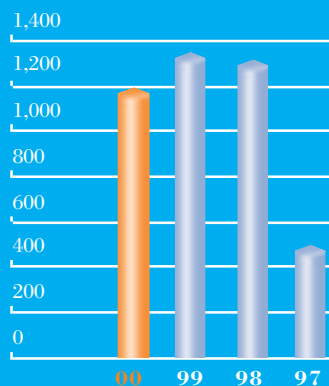
Total 總計: 4,422,000 sq.m. 平方米

Landbank Breakdown by Usage
土地儲備 (按用途計)



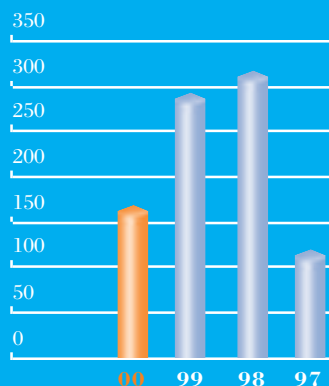
Turnover
營業額

HK\$ Million 百萬港元



Profit attributable to shareholders
股東應佔溢利

HK\$ Million 百萬港元



Shareholders' equity
股東權益

HK\$ Million 百萬港元

