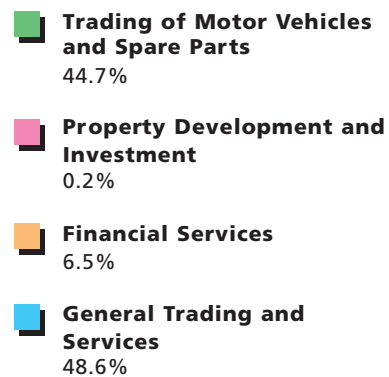
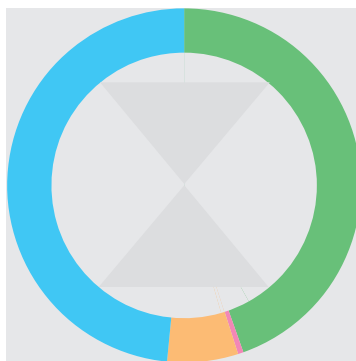


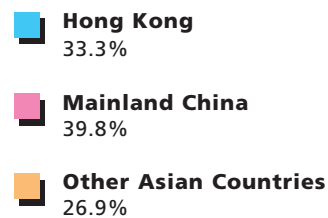
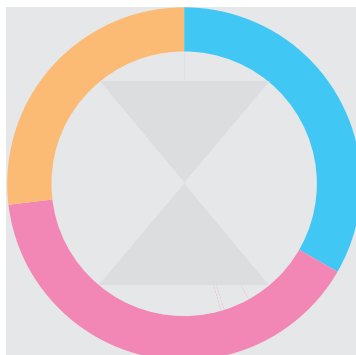
Financial Highlights

	2000	1999	Increase
	HK\$ million	HK\$ million	%
Consolidated			
Turnover	3,557	2,873	24%
Profit from operating activities	211	205	3%
Profit before tax	271	203	33%
Net profit attributable to shareholders	148	144	3%
Earnings per share	15.6¢	15.2¢	3%

Turnover by Principal Activities



Turnover by Geographical Area



Financial Highlights

