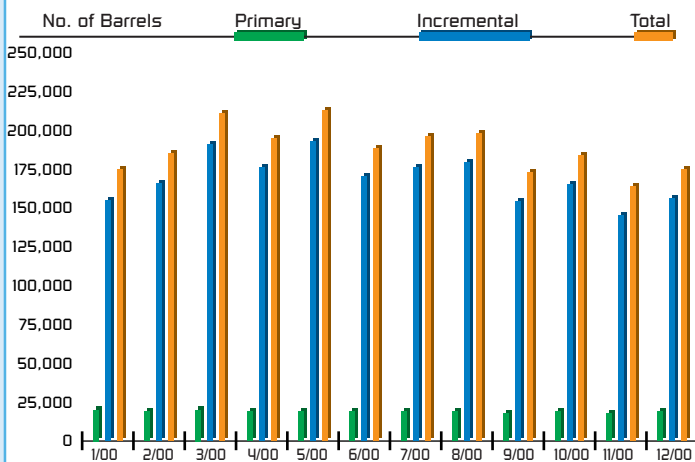


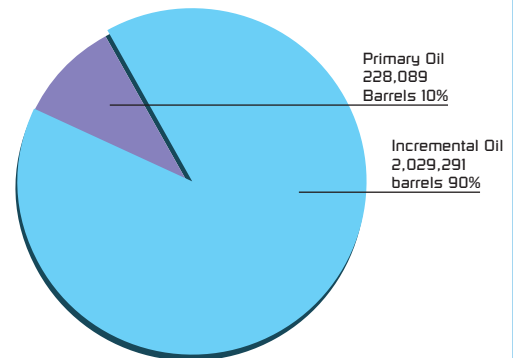
FINANCIAL HIGHLIGHTS

	2000 US\$'000	1999 US\$'000
TURNOVER	15,031	13,908
LOSS FROM OPERATING ACTIVITIES	(11,460)	(740)
NET LOSS ATTRIBUTABLE TO SHAREHOLDERS	(13,371)	(2,368)
SHAREHOLDERS' FUNDS	21,322	16,585
BASIC LOSS PER SHARE (US CENTS)	(2.2)	(0.56)

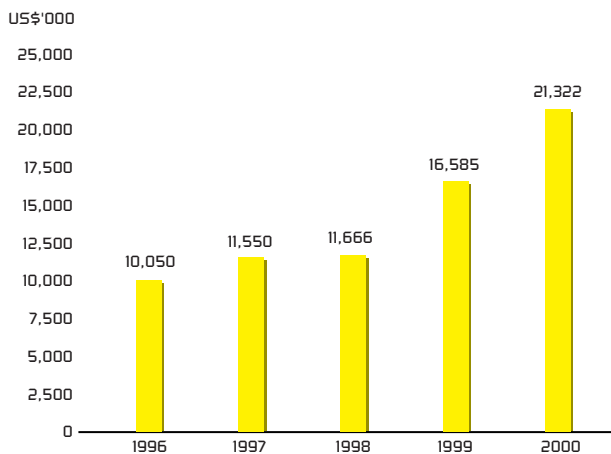
Crude oil production statistics for Limau oilfield



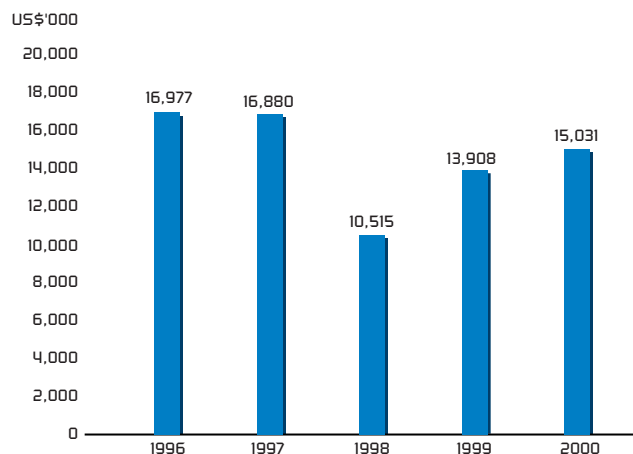
Crude oil production proportion for Limau oilfield



Shareholders' Funds



Turnover



- Corporate Information
- Financial Highlights**
- Chairman's Statement
- Report of the Directors
- Auditors' Report
- Consolidated profit and loss account
- Consolidated balance sheet
- Balance sheet
- Consolidated cash flow statement
- Notes to financial statements
- Five Year Financial Summary