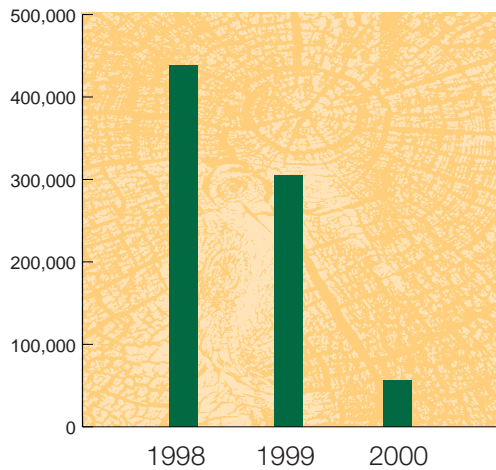


Financial Highlights

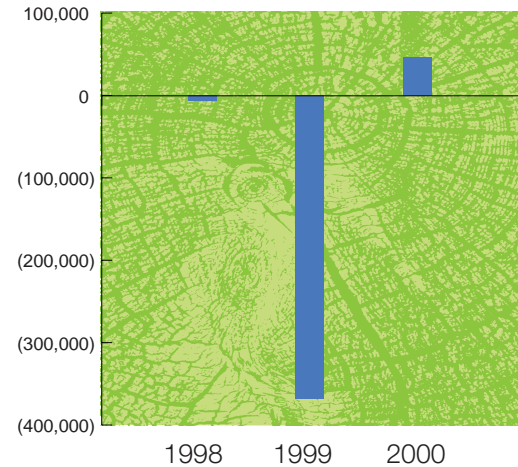
THREE YEARS KEY FINANCIAL DATA

	2000 <i>HK\$'000</i>	1999 <i>HK\$'000</i>	1998 <i>HK\$'000</i> <i>(Restated)</i>
Turnover	58,451	303,654	440,177
Net Profit/(Loss) attributable to shareholders	41,224	(378,505)	(6,279)
Total assets	160,515	192,368	722,218
Net assets/(Deficit)	104,391	(72,463)	246,099

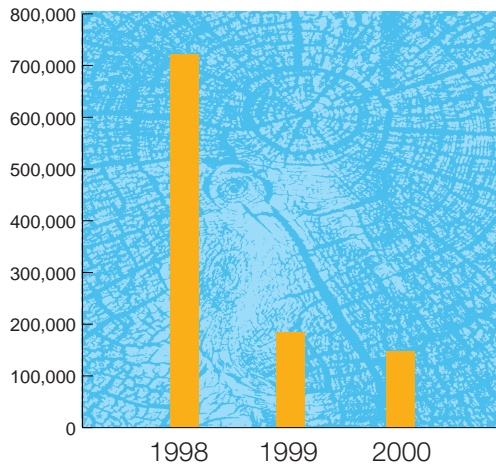
TURNOVER



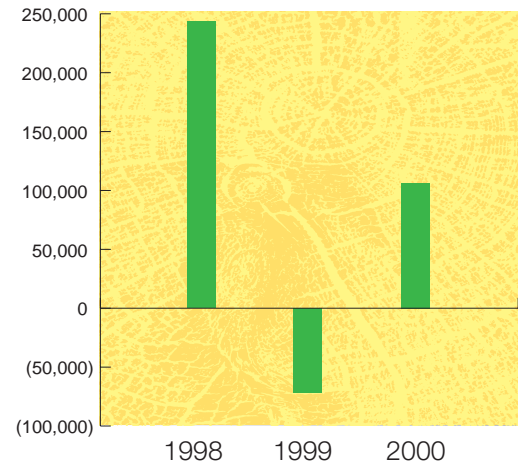
NET PROFIT/(LOSS)



TOTAL ASSETS



NET ASSETS/(DEFICIT)



TURNOVER BY PRODUCTS

	2000 <i>HK\$'000</i>	1999 <i>HK\$'000</i>	1998 <i>HK\$'000</i>
Plywood and Sawn Timber	58,451	282,165	294,005
Timber	-	-	136,032
Other Timber Products	-	21,489	10,140
Total	58,451	303,654	440,177

- Plywood and Sawn Timber
- Timber
- Other Timber Products

