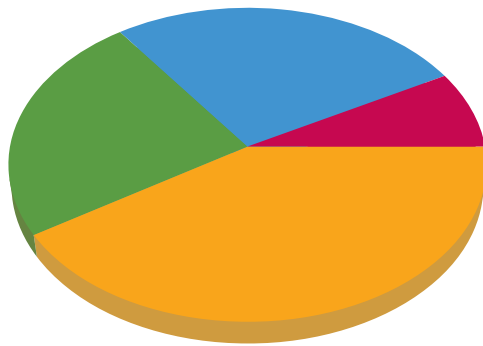


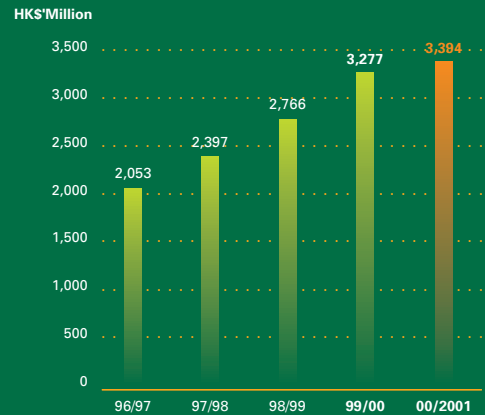
# Financial Highlights

Turnover Breakdown

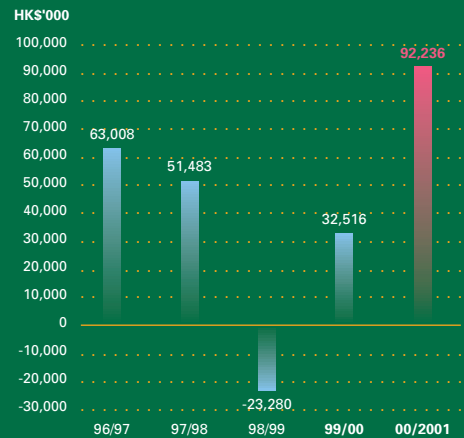


- Household (41%)
- Food (27%)
- Fashion (24%)
- Catering (8%)

Turnover



Profit / Loss For The Year



## Financial Results

	2000/2001 HK\$'000	1999/2000 HK\$'000
Turnover	3,394,484	3,277,382
Profit for the year	92,236	32,516
Earnings per share	35.48 cents	12.51 cents
Interim Dividend	1.0 cent	-
Final Dividend	13.0 cents	4.0 cents
Total Dividend	14.0 cents	4.0 cents