

financial summary (expressed in HK\$'000)

FINANCIAL HIGHLIGHTS

	Year ended 31 December				
	2000 HK\$'000	1999 HK\$'000	1998 HK\$'000	1997 HK\$'000	1996 HK\$'000
RESULTS					
Turnover	1,208,670	534,996	325,016	367,622	342,985
Operating profit	39,055	33,175	28,214	42,810	29,551
Share of loss of an associate	—	(65)	(2)	—	—
Profit before tax	39,055	33,110	28,212	42,810	29,551
Tax	(3,189)	(3,048)	(4,143)	(4,271)	(5,312)
Profit before minority interests	35,866	30,062	24,069	38,539	24,239
Minority interests	524	—	—	—	—
Net profit attributable to shareholders	36,390	30,062	24,069	38,539	24,239

	31 December			
	2000 HK\$'000	1999 HK\$'000	1998 HK\$'000	1997 HK\$'000
ASSETS AND LIABILITIES				
Total assets	697,580	491,079	224,826	205,856
Total liabilities	(468,388)	(296,175)	(83,816)	(129,258)
Minority interests	(392)	(619)	—	—
Net assets	228,800	194,285	141,010	76,598

Notes:

1. The summary of the results of the Group for the year ended 31 December 1996 was extracted from the Company's prospectus dated 31 December 1997. Such summary was prepared based on the audited financial statements of the companies comprising the Group as at 31 December 1997, after appropriate adjustments and reclassifications, as if the structure of the Group as at that date had been in existence throughout the financial year. This summary is not part of the audited financial statements.
2. As the Company was incorporated on 28 August 1997, the only audited consolidated balance sheets for the Group that have been prepared to date are those as at 31 December 1997, 1998, 1999 and 2000.

financial summary (expressed in US\$'000)

FINANCIAL HIGHLIGHTS

	Year ended 31 December				
	2000 US\$'000	1999 US\$'000	1998 US\$'000	1997 US\$'000	1996 US\$'000
RESULTS					
Turnover	154,958	69,121	41,954	47,483	44,342
Operating profit	5,007	4,286	3,643	5,530	3,821
Share of loss of an associate	—	(8)	(1)	—	—
Profit before tax	5,007	4,278	3,642	5,530	3,821
Tax	(409)	(394)	(535)	(552)	(687)
Profit before minority interests	4,598	3,884	3,107	4,978	3,134
Minority interests	67	—	—	—	—
Net profit attributable to shareholders	4,665	3,884	3,107	4,978	3,134

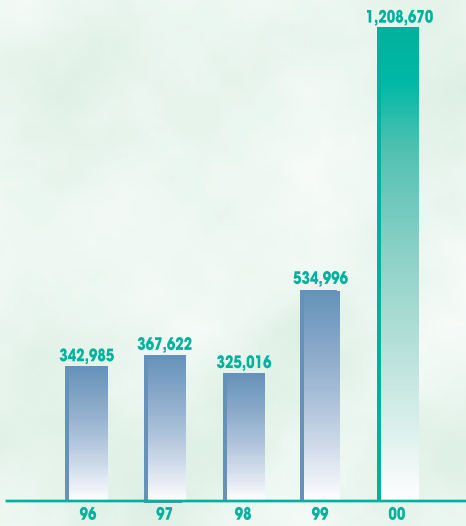
	31 December			
	2000 US\$'000	1999 US\$'000	1998 US\$'000	1997 US\$'000
ASSETS AND LIABILITIES				
Total assets	89,433	63,447	29,017	26,564
Total liabilities	(60,050)	(38,266)	(10,818)	(16,680)
Minority interest	(50)	(80)	—	—
Net assets	29,333	25,101	18,199	9,884

Notes:

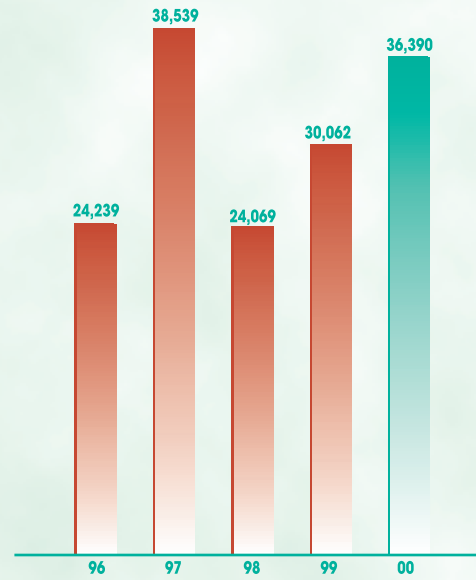
1. The summary of the results of the Group for the year ended 31 December 1996 was extracted from the Company's prospectus dated 31 December 1997. Such summary was prepared based on the audited financial statements of the companies comprising the Group as at 31 December 1997, after appropriate adjustments and reclassifications, as if the structure of the Group as at that date had been in existence throughout the financial year. This summary is not part of the audited financial statements.
2. As the Company was incorporated on 28 August 1997, the only audited consolidated balance sheets for the Group that have been prepared to date are those as at 31 December 1997, 1998, 1999 and 2000.

financial summary (expressed in HK\$'000)

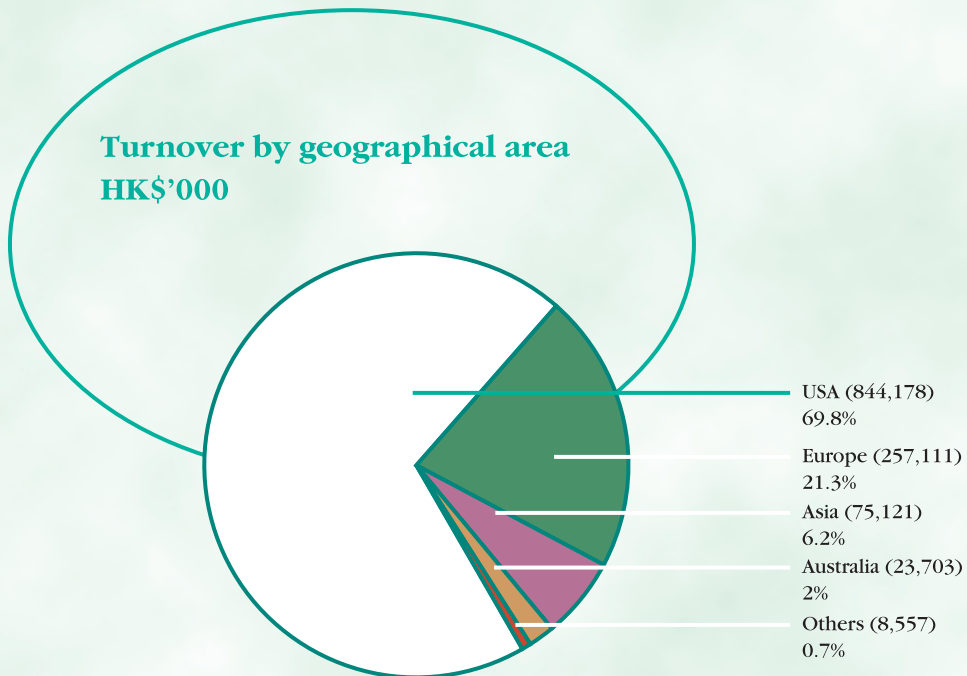
Turnover
HK\$'000



Net profit attributable to Shareholders
HK\$'000



Turnover by geographical area
HK\$'000



Peaktop.....

Innovative Lifestyle

Solutions for the Home and Garden



▲ Group Offices