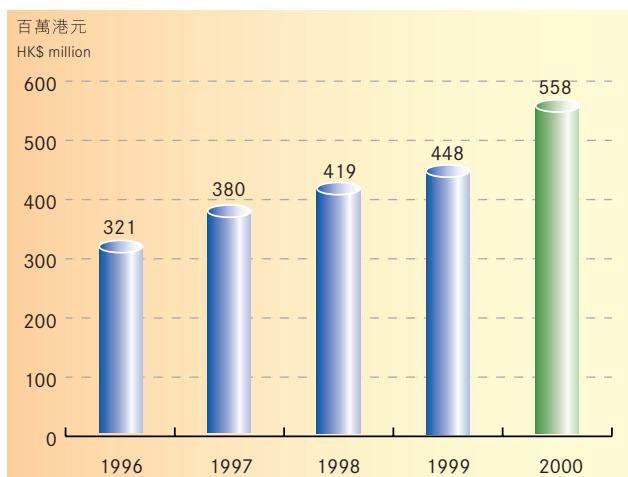


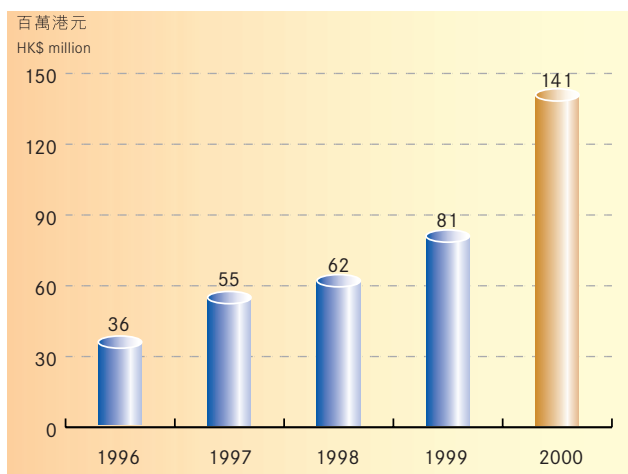
Turnover
營業額

for the year ended 31 December 截至十二月三十一日止年度	HK\$M 百萬港元	Increase 增加
1996	321	
1997	380	18%
1998	419	10%
1999	448	7%
2000	558	25%




Profit attributable to Shareholders
股東應佔溢利

for the year ended 31 December 截至十二月三十一日止年度	HK\$M 百萬港元	Increase 增加
1996	36	
1997	55	53%
1998	62	13%
1999	81	31%
2000	141	74%



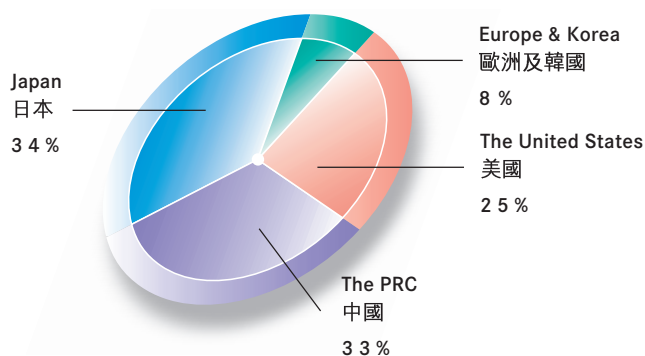
Turnover analysis by Products
營業額分析－以產品分類

		2000		1999	
		HK\$M 百萬港元	%	HK\$M 百萬港元	%
Rare Earth Products	稀土產品類	371	66%	304	68%
Refractory Products	耐火材料類	187	34%	144	32%
Total	總和	558	100%	448	100%

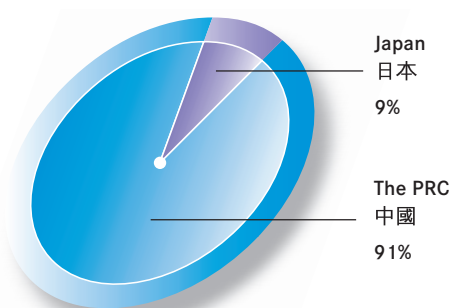


Turnover analysis by Markets
營業額分析－以市場分類

		Rare Earth Products 稀土產品類		Refractory Products 耐火材料類	
		2000	1999	2000	1999
Europe & Korea	歐洲及韓國	8%	3%	-	-
The United States	美國	25%	20%	-	-
Japan	日本	34%	37%	9%	8%
The PRC	中國	33%	40%	91%	92%
Total	總和	100%	100%	100%	100%



Rare Earth Products 稀土產品類



Refractory Products 耐火材料類