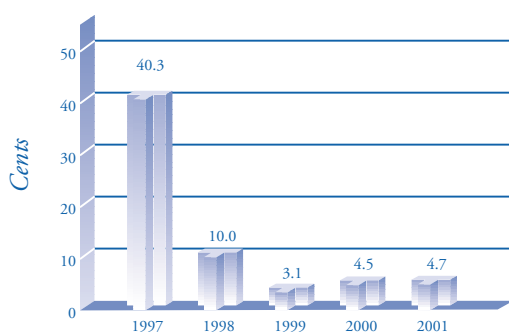


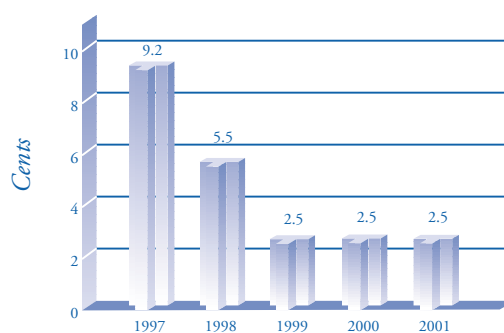
FIVE YEAR FINANCIAL SUMMARY

	1997 <i>HK\$'000</i>	1998 <i>HK\$'000</i>	1999 <i>HK\$'000</i>	2000 <i>HK\$'000</i>	2001 <i>HK\$'000</i>
Turnover	<u>55,881</u>	<u>153,515</u>	<u>37,533</u>	<u>33,264</u>	<u>39,625</u>
Profit for the year	<u>122,548</u>	<u>30,251</u>	<u>9,494</u>	<u>13,983</u>	<u>14,486</u>
Earnings per share (note)	<u>40.3 cents</u>	<u>10.0 cents</u>	<u>3.1 cents</u>	<u>4.5 cents</u>	<u>4.7 cents</u>
Dividends per share (note)	<u>9.2 cents</u>	<u>5.5 cents</u>	<u>2.5 cents</u>	<u>2.5 cents</u>	<u>2.5 cents</u>
Total assets	<u>1,465,085</u>	<u>1,186,368</u>	<u>828,450</u>	<u>868,953</u>	<u>873,793</u>
Total liabilities	<u>256,888</u>	<u>192,091</u>	<u>175,218</u>	<u>185,725</u>	<u>172,264</u>
Total shareholders' funds	<u>1,208,197</u>	<u>994,277</u>	<u>653,232</u>	<u>683,228</u>	<u>701,529</u>

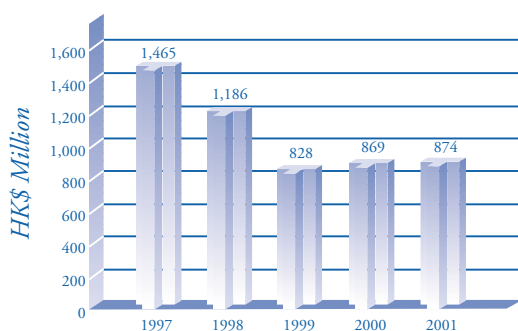
Note: Earnings per share and dividends per share for the year ended 31 March 1997 were adjusted for the bonus issue of shares in August 1997.



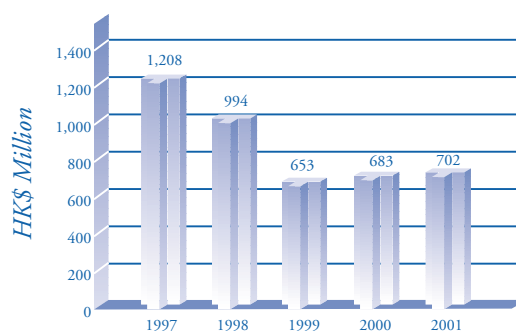
EARNINGS PER SHARE



DIVIDENDS PER SHARE



TOTAL ASSETS



TOTAL SHAREHOLDERS' FUNDS