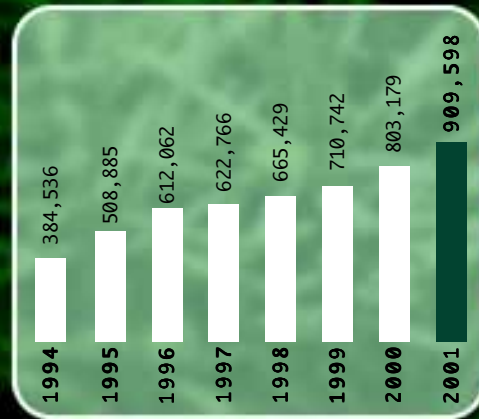


# [ Financial Summary and Highlights ]

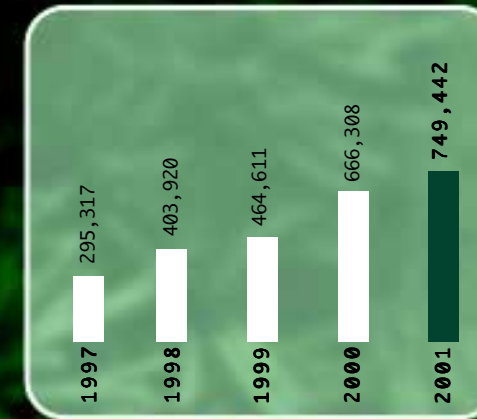
## Turnover

(HK\$'000)



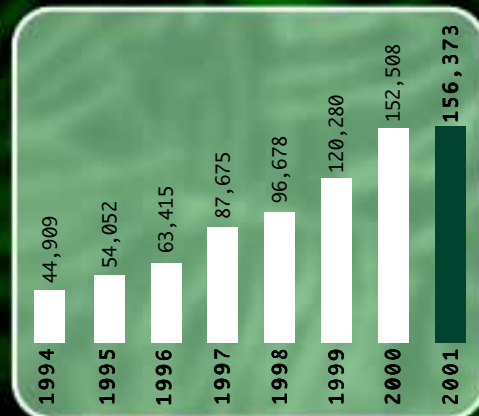
## Shareholders' Fund

(HK\$'000)



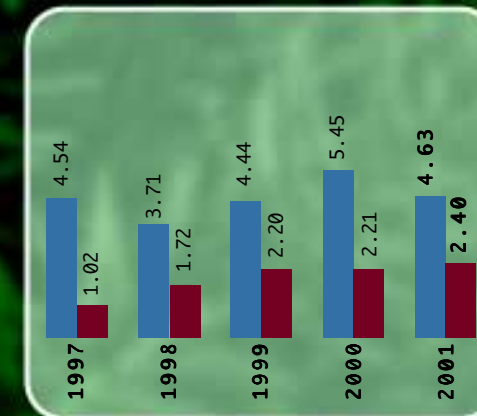
## Net Profit

(HK\$'000)



## Earnings and Dividend Per Share

(HK cents)



■ Basic earnings per share

■ Dividend per share

## Financial Summary and Highlights

### RESULTS

	Year ended 31st March,							2001 HK\$'000
	1994 HK\$'000	1995 HK\$'000	1996 HK\$'000	1997 HK\$'000	1998 HK\$'000	1999 HK\$'000	2000 HK\$'000	
Turnover	384,536	508,885	612,062	622,766	665,429	710,742	803,179	<b>909,598</b>
Profit before taxation	52,467	57,005	66,390	91,834	100,556	123,477	158,334	<b>161,889</b>
Taxation	7,558	2,953	2,975	4,159	3,878	3,197	5,826	<b>5,794</b>
Profit before minority interest	44,909	54,052	63,415	87,675	96,678	120,280	152,508	<b>156,095</b>
Minority interest	–	–	–	–	–	–	–	<b>278</b>
Net profit for the year	44,909	54,052	63,415	87,675	96,678	120,280	152,508	<b>156,373</b>

### ASSETS AND LIABILITIES

	At 31st March,				2001 HK\$'000
	1997 HK\$'000	1998 HK\$'000	1999 HK\$'000	2000 HK\$'000	
Total assets	541,231	633,498	752,191	921,186	<b>1,105,735</b>
Total liabilities	(245,914)	(229,578)	(287,580)	(254,878)	<b>(354,389)</b>
Minority interest	–	–	–	–	<b>(1,904)</b>
Shareholders' funds	295,317	403,920	464,611	666,308	<b>749,442</b>

#### Notes:

1. The Company was incorporated in Bermuda on 17th January, 1997 and became the holding company of the Group with effect from 12th February, 1997 as a result of a corporate reorganisation. Accordingly, the only balance sheets prepared for the Group are as at 31st March, 1997, 1998, 1999, 2000 and 2001.
2. The results of the Group for each of the three years ended 31st March, 1996 have been prepared on a combined basis to indicate the results as if the group structure after the above-mentioned corporate reorganisation had been in existence throughout the three years ended 31st March, 1996 and have been extracted from the Company's prospectus dated 24th February, 1997.

