

五年財務概要

以下為本集團截至二零零一年三月三十一日止前五個年度每年之綜合業績、資產及負債概要，乃根據本集團之經審核賬目編製。

FIVE YEAR FINANCIAL SUMMARY

The following is a summary of the consolidated results, assets and liabilities of the Group for each of the last five years ended 31 March 2001, based on the audited accounts of the Group.

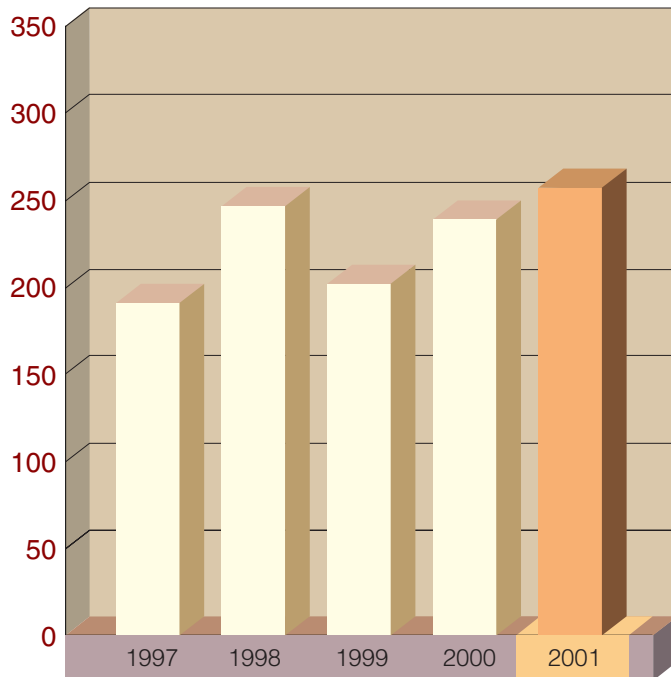
		二零零一 2001 千港元 HK\$'000	二零零零 2000 千港元 HK\$'000	一九九九 1999 千港元 HK\$'000	一九九八 1998 千港元 HK\$'000	一九九七 1997 千港元 HK\$'000
營業額	Turnover	880,543	622,436	505,487	638,139	531,593
股東應佔盈利／(虧損)	Profit/(loss) attributable to shareholders	25,542	20,020	(44,165)	12,915	833
資產總值	Total assets	462,565	415,095	316,734	406,729	383,148
負債總額	Total liabilities	204,612	176,126	114,500	160,437	192,613
資產淨值未扣除 少數股東權益	Net assets before deducting minority interests	257,953	238,969	202,234	246,292	190,535
股本	Share capital	15,912	15,631	53,744	53,744	43,200
儲備	Reserves	240,136	221,530	148,490	192,548	147,335
股東權益／資產淨值	Shareholders' equity/Net assets	256,048	237,161	202,234	246,292	190,535
少數股東權益	Minority interests	1,905	1,808	–	–	–
		257,953	238,969	202,234	246,292	190,535

五年財務概要 (續)

FIVE YEAR FINANCIAL SUMMARY (continued)

資產淨值
Net Assets

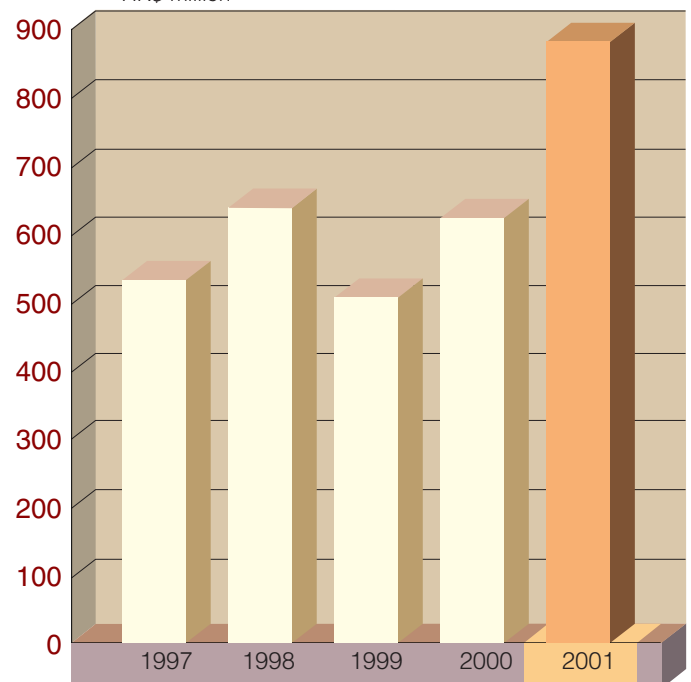
百萬港元
HK\$ million



Digital camera manufactured by the Group
集團生產之數碼相機

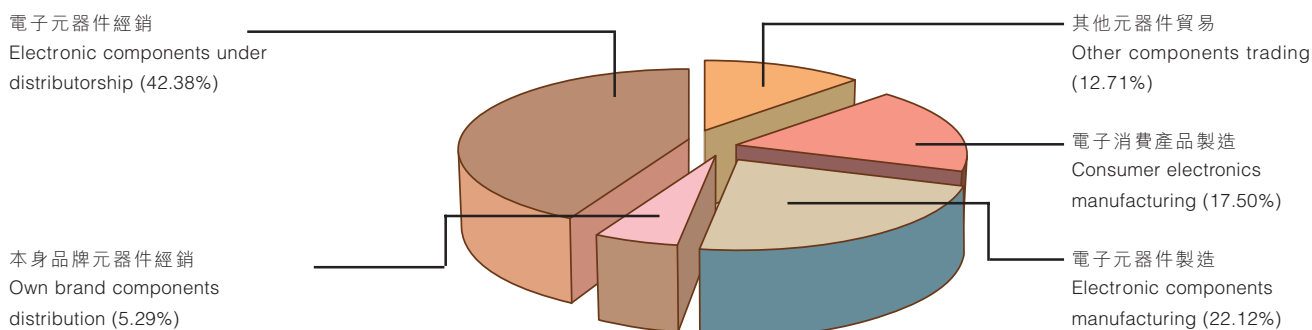
營業額
Turnover

百萬港元
HK\$ million

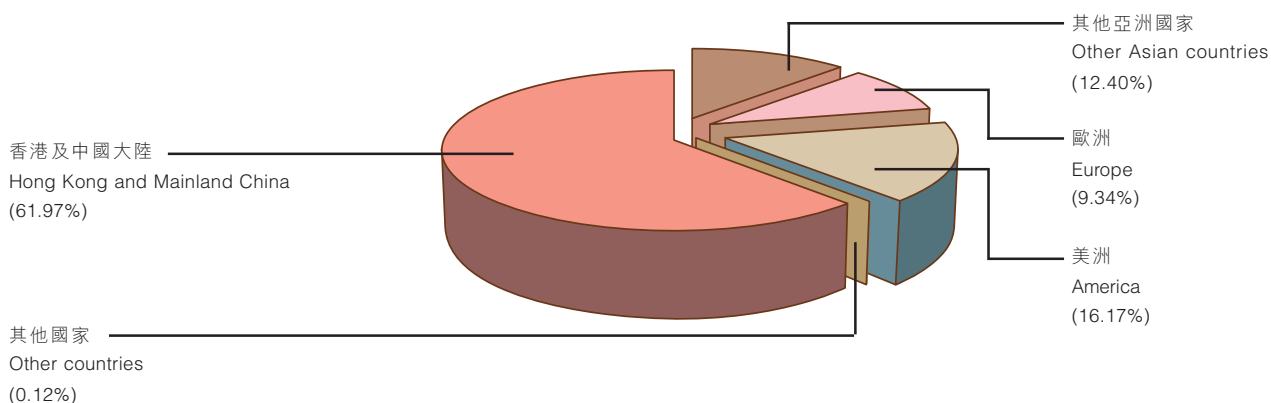


Digital camera manufactured by the Group
集團生產之數碼相機

二零零一年度按主要業務劃分之營業額
TURNOVER BY PRINCIPAL ACTIVITY FOR 2001



二零零一年度按地區劃分之營業額
TURNOVER BY GEOGRAPHICAL LOCATION FOR 2001



		營業額 Turnover	
		二零零一 2001 HK\$'000	二零零零 2000 HK\$'000
電子元件製造	Electronic components manufacturing	194,827	128,625
電子消費產品製造	Consumer electronics manufacturing	154,078	113,087
電子元件經銷	Electronic components under distributorship	373,155	250,015
本身品牌元件經銷	Own brand components distribution	46,544	48,847
其他元件貿易	Other components trading	111,939	81,862