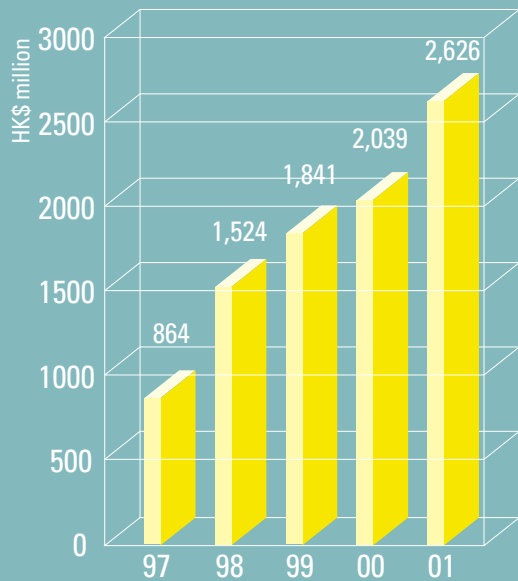


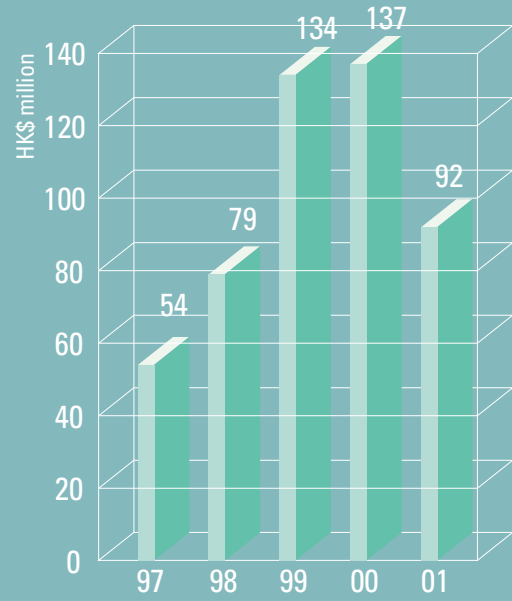
FINANCIAL

Highlights

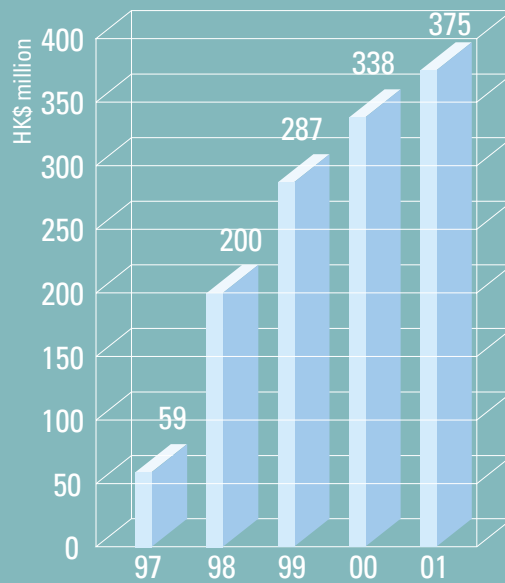
TURNOVER



PROFIT BEFORE INTEREST, TAX, DEPRECIATION AND AMORTISATION

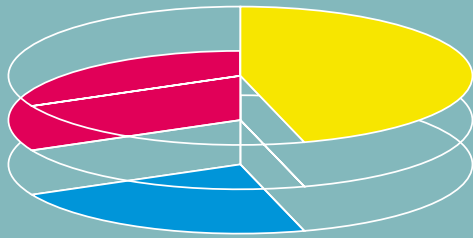


SHAREHOLDERS EQUITY



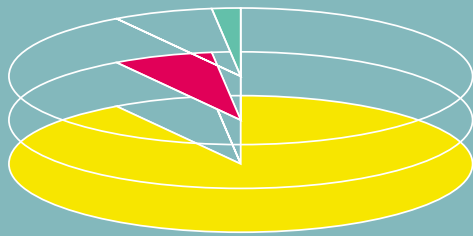
FINANCIAL

Highlights



TURNOVER BY GEOGRAPHICAL REGION

Asia	41%
Americas	30%
Europe	29%



TURNOVER BY PRODUCT CATEGORY

Audio	91%
Video	7%
Others	2%

MAJOR FINANCIAL INDICATORS AND RATIOS

	2001	2000	1999	1998
Gearing Ratio	0.47	0.32	0.51	0.61
Inventory Turnover Period	39 days	43 days	28 days	54 days
Account Receivable Turnover Period	12 days	18 days	10 days	21 days
Earnings Per Share	2.0 cents	12.6 cents	12.2 cents	8.5 cents
Net Assets	HK\$375 million	HK\$338 million	HK\$287 million	HK\$200 million