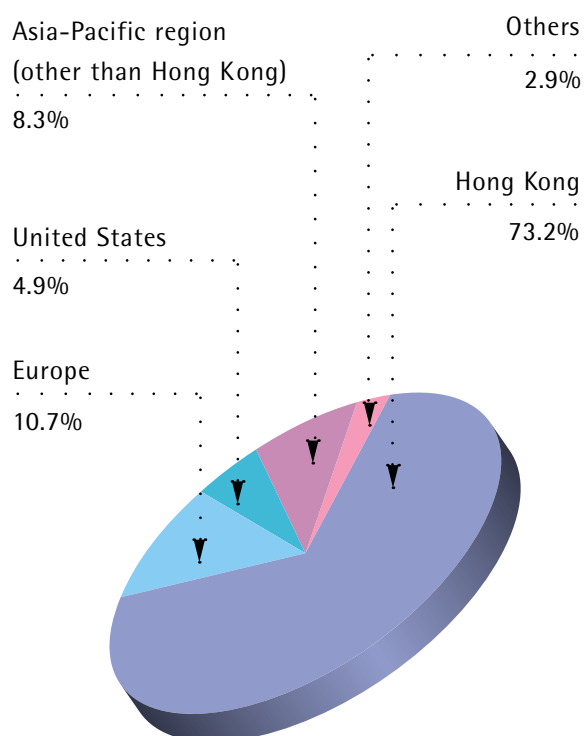
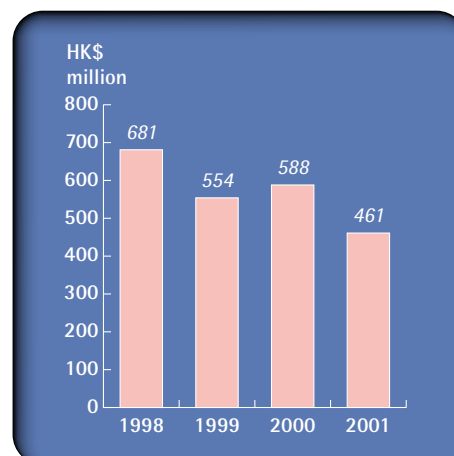


## FINANCIAL HIGHLIGHTS

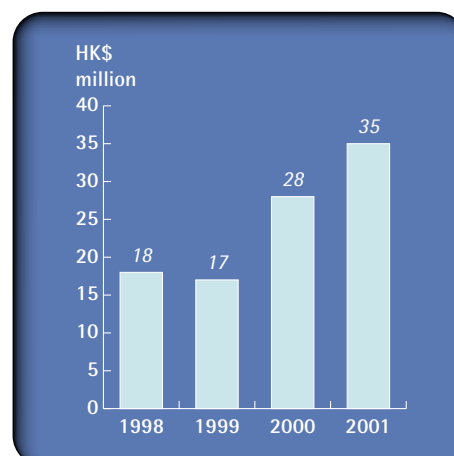
### Turnover by Geographical Region by percentage



### Turnover



### Net Profit Attributable to Shareholders



### Major Financial Indicators and Ratios

	2001	2000	1999	1998
Gearing Ratio	0	0	0	0
Inventory Turnover Period	49 days	27 days	21 days	14 days
Account Receivable Turnover Period	21 days	16 days	15 days	11 days
Earnings Per Share	HK\$0.24	HK\$0.19	HK\$0.11	HK\$0.12
Net Assets	HK\$67 million	HK\$145 million	HK\$118 million	HK\$101 million