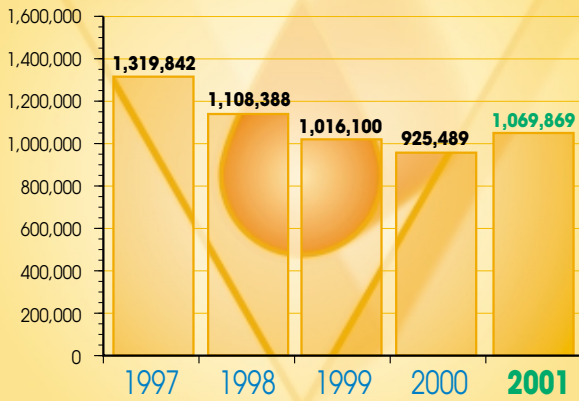


# 財務摘要

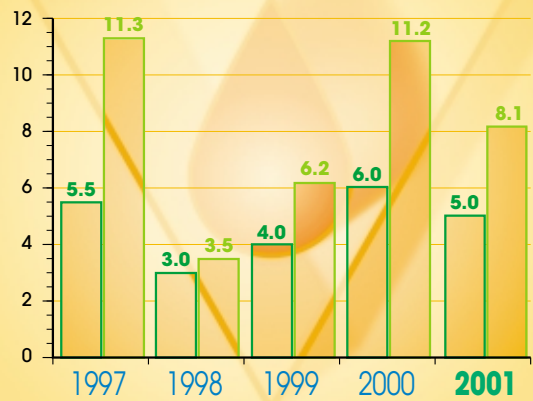
## FINANCIAL HIGHLIGHTS

		二零零一年 2001 千港元 HK\$'000	二零零零年 2000 千港元 HK\$'000	一九九九年 1999 千港元 HK\$'000	一九九八年 1998 千港元 HK\$'000	一九九七年 1997 千港元 HK\$'000
<b>集團業績概要</b>	<b>Summary of Group Results</b>					
營業額	Turnover	1,069,869	925,489	1,016,100	1,108,388	1,319,842
未計非經常性項 目前之經營溢利	Operating profit before non-recurring items	47,241	77,364	57,057	45,342	57,358
股東應佔 溢利	Profit attributable to shareholders	39,517	54,441	30,286	17,087	53,029
<b>資產負債表</b>	<b>Balance Sheet</b>					
物業、廠房 及設備	Property, plant and equipment	227,850	224,094	245,764	259,363	258,627
股東資金	Shareholders' funds	527,973	502,197	463,539	467,500	468,577
		港仙 HKcents	港仙 HKcents	港仙 HKcents	港仙 HKcents	港仙 HKcents
<b>每股資料</b>	<b>Per Share Data</b>					
每股盈利	Earnings per share	8.1	11.2	6.2	3.5	11.3
每股股息	Dividend per share	5.0	6.0	4.0	3.0	5.5
<b>財務比率</b>	<b>Financial Ratios</b>					
平均總資產 回報率	Return on average total assets	5.5%	8.3%	4.3%	2.1%	6.0%
平均股東 資金回報率	Return on average Shareholders' funds	7.7%	11.3%	6.5%	3.7%	11.8%
淨銀行借貸對股東 資金比率	Net bank borrowings to shareholders' funds	9%	N/A	2%	34%	45%
利息比率 (倍數)	Interest cover (times)	10.4	27.2	4.8	3.2	3.5

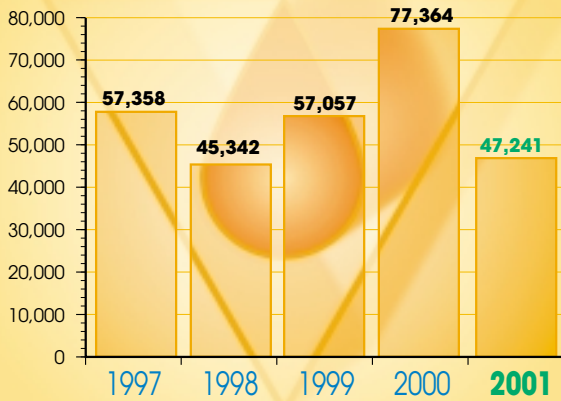
營業額 (千港元)  
Turnover (HK\$'000)



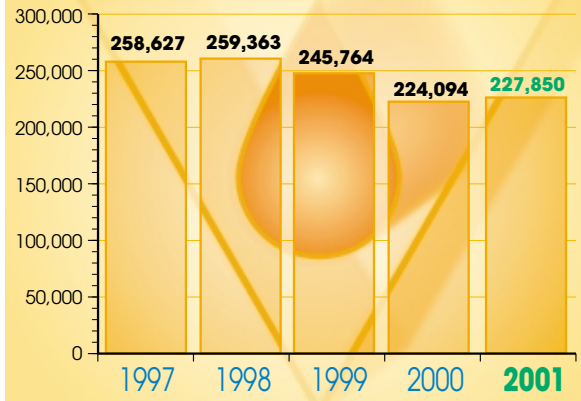
每股股息 (港仙) Dividend per share (HK Cents)  
每股盈利 (港仙) Earnings per share (HK Cents)



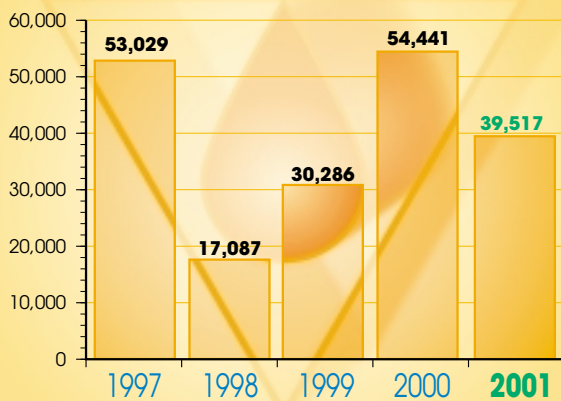
未計非經常性項目前之經營溢利 (千港元)  
Operating Profit before non-recurring items (HK\$'000)



物業、廠房及設備 (千港元)  
Property, plant and equipment (HK\$'000)



股東應佔溢利 (千港元)  
Profit attributable to shareholders (HK\$'000)



股東資金 (千港元)  
Shareholders' funds (HK\$'000)

